



I. Key Highlights

- ◆ A total of **2,761,104 (93 %)** individuals 6 months and above have been vaccinated in the 22 most recently vaccinated districts as of 29 August 2016
- ◆ The campaign concluded on the 28 August and supplementary vaccination activities were initiated in five districts to achieve the goal (80% coverage)
- ◆ The IMS supported the campaign with surveillance, social mobilization and logistic staff from the various partners totalizing 42 professional from UNICEF, CDC, Cuban Cooperation and WHO (HQ-AFRO-GOARN) as well as 30 volunteers from IRC
- ◆ Preparation of the next vaccination phase (1.98 M doses pending to from the last ICG approval) and a coverage survey
- ◆ Ongoing support for surveillance, border health, risk communication and research

II. Epidemiological Situation as of 25 August 2016

⇒ **Week 34 statistics (11 to 25 August):**

- Of **57** suspected cases reported, **54** samples were tested by the Reference Laboratory. **One(1)** case tested positive for yellow fever with a date of onset on 23 June 2016 from Cuanhama, a delayed result to be audited
- **Two (2)** deaths were reported among the suspected cases during this period.
- Twenty seven (27) districts in 11 provinces reported suspected cases of yellow fever. **No** district reported new confirmed cases or local transmission.

⇒ **Cumulative statistics since 05 December:**

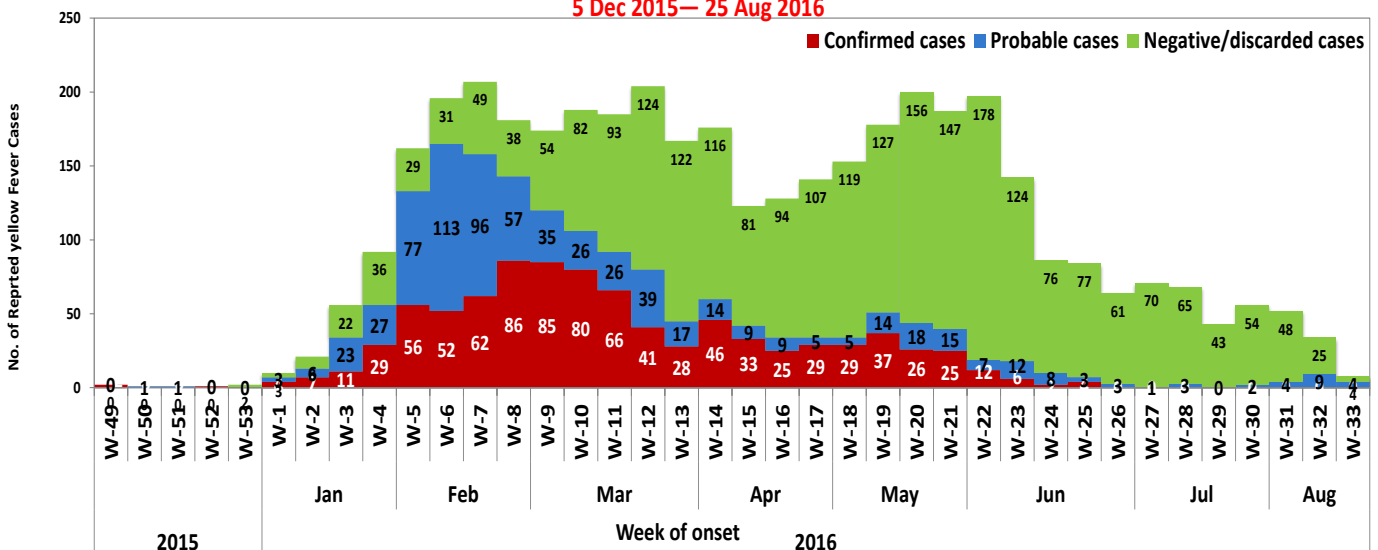
- A total of **884 laboratory confirmed cases** have been reported out of **4041** suspected cases and **3516** laboratory samples tested
- Overall, **371 (CFR = 9.2%)** deaths were reported among suspected cases and **121 (CFR 13.7%)** among confirmed cases
- Laboratory confirmed cases have been reported for **16** out of **18** provinces in **80** out of **132** districts.
- The last confirmed cases had a date of onset in 23 June. There were 02 from Cuanhama in Cunene province, and 01 case from Cambambe in Cuanza Norte province
- Vaccination campaigns have been completed in 73 municipalities, with a cumulative number of people vaccinated of 17.917.134 (70% of Angola's population)

Table 1: National Summary of Yellow Fever Outbreak

Yellow Fever Outbreak Summary 19 Aug — 25 Aug 2016, (W34)	
Reported cases	57
Samples tested	54
Confirmed cases	1
Total Deaths	2
Total provinces that reported cases	11
New provinces with confirmed cases	0
Total districts with reported cases	27
New districts with confirmed cases	0
New districts with documented local transmission	0
Yellow Fever Outbreak Summary from 5 Dec 2015 — 25 Aug 2016	
Total cases reported to central level	4,041
Total Samples Tested	3,516
Total confirmed cases	884
Total deaths	371
Total deaths among confirmed cases	121
Total provinces that have reported cases	18
Total provinces with confirmed cases	16
Total districts that have reported cases	132
Total districts with confirmed cases	80
Total provinces with documented local transmission	12
Total districts with documented local transmission	45
Total number of provinces in Angola	18
Total number of districts in Angola	166

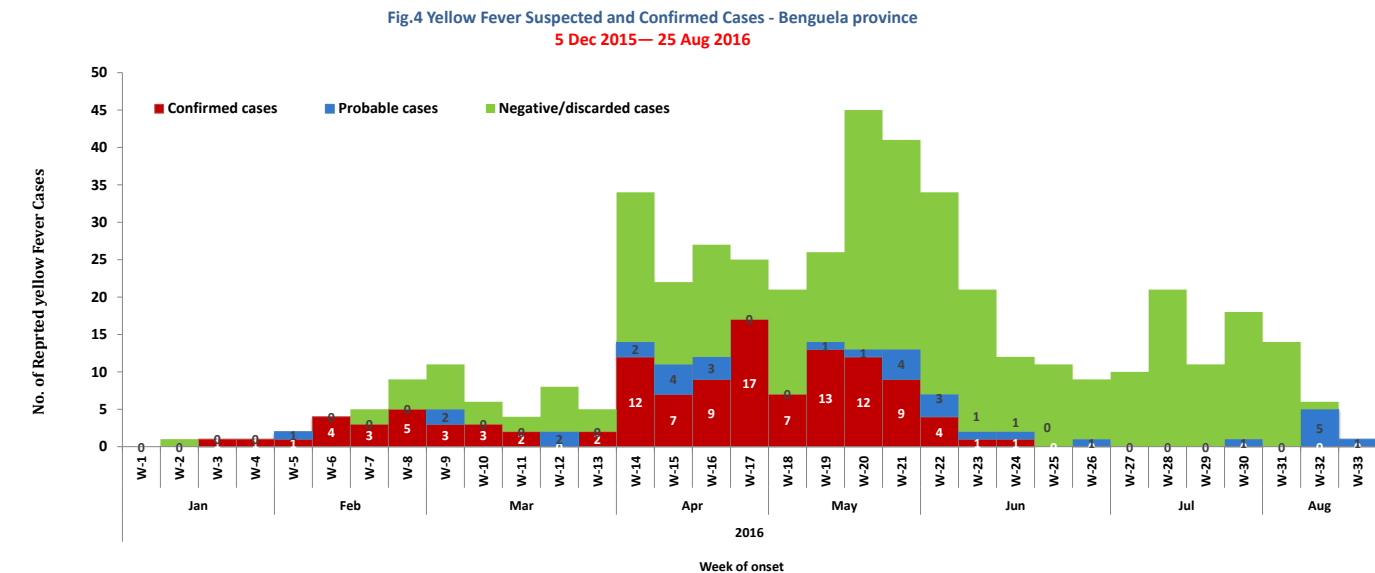
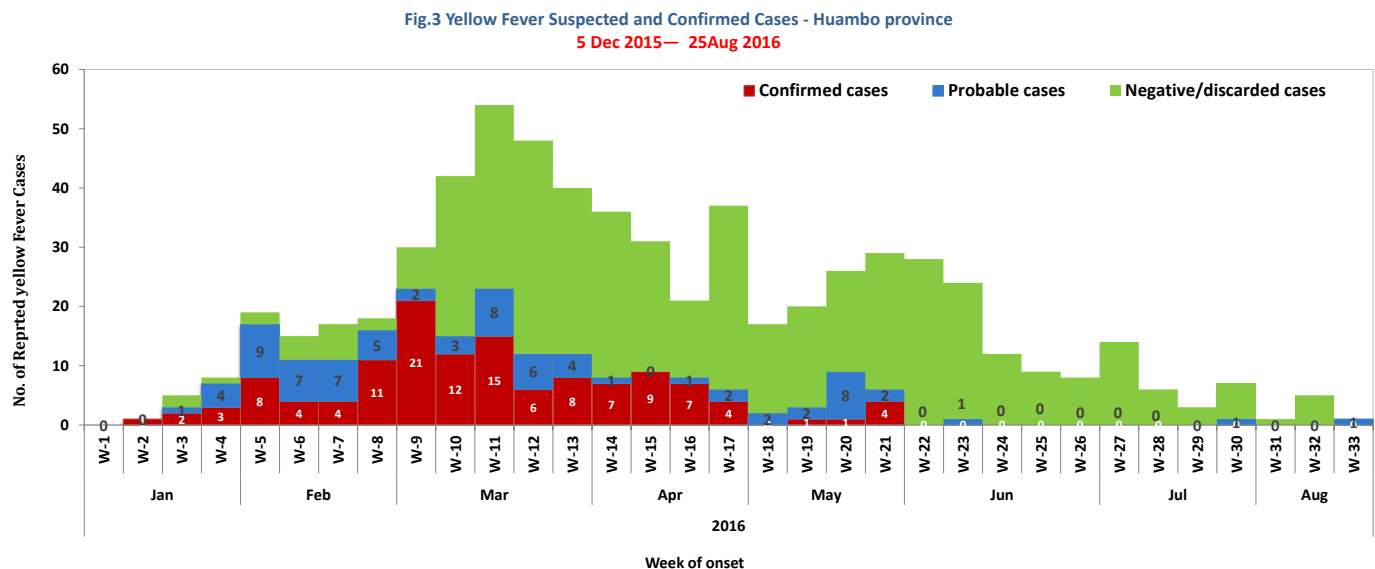
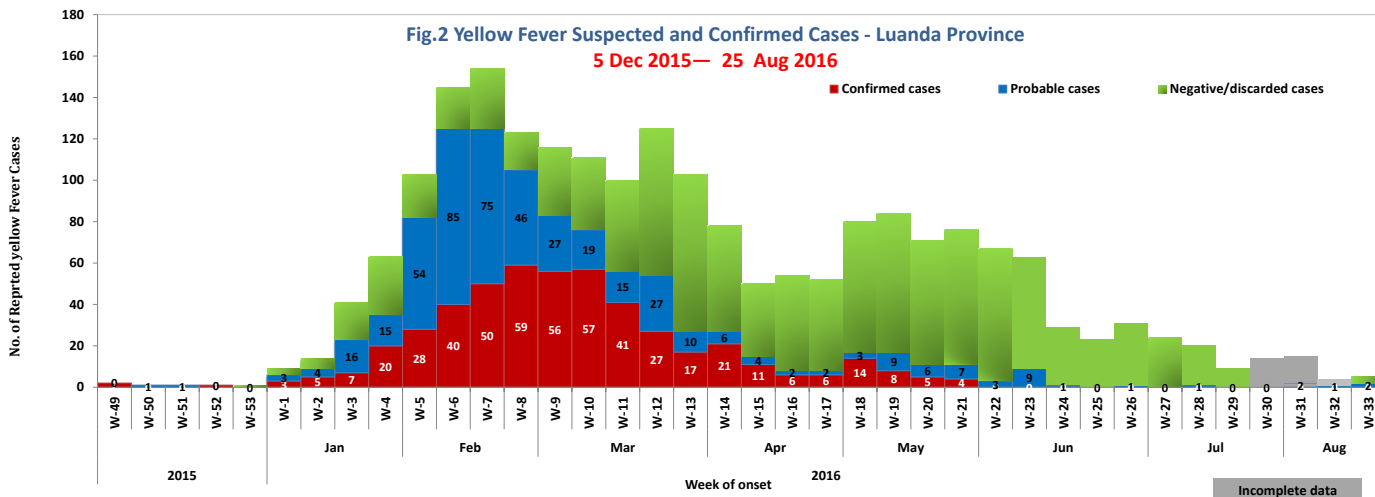
Fig.1. Yellow Fever Suspected and Confirmed Cases - Angola

5 Dec 2015— 25 Aug 2016



Source: MoH, Angola

YELLOW FEVER OUTBREAK WEEKLY SITUATION REPORT, INCIDENT MANAGEMENT TEAM—ANGOLA



YELLOW FEVER OUTBREAK WEEKLY SITUATION REPORT, INCIDENT MANAGEMENT TEAM—ANGOLA

Table 2. Provinces with Yellow Fever Laboratory Confirmation up to 25 Aug, 2016

Province	Cumulative (5 Dec 2015— 25 Aug 2016)					Discarded, Lab with Vacc. History
	Notified Cases	Tested		Confirmed		
		No	%	No	%	
LUANDA	2062	1700	82	488	24	126
HUAMBO	632	575	91	128	20	28
BENGUELA	466	447	96	117	25	23
CUANZA SUL	160	156	98	16	10	0
HUILA	148	100	68	33	22	1
UIGE	96	93	97	9	9	0
CUANZA NORTE	91	81	89	11	12	1
LUNDA NORTE	76	75	99	26	34	1
CUNENE	75	74	99	16	21	1
CABINDA	46	40	87	1	2	0
ZAIRE	44	36	82	6	14	0
BIE	38	36	95	16	42	0
MALANGE	33	32	97	7	21	0
BENGO	28	27	96	7	25	0
LUNDA SUL	14	13	93	0	0	1
NAMIBE	14	14	100	2	14	0
CUANDO CUBANGO	9	8	89	1	11	0
MOXICO	9	9	100	0	0	0
TOTAL	4041	3516	87	884	22	182

Fig.5: Districts with confirmed cases/high risk of yellow fever and already Vaccinated Districts (Green) in Angola, 5 Dec 2015— 25 Aug 2016

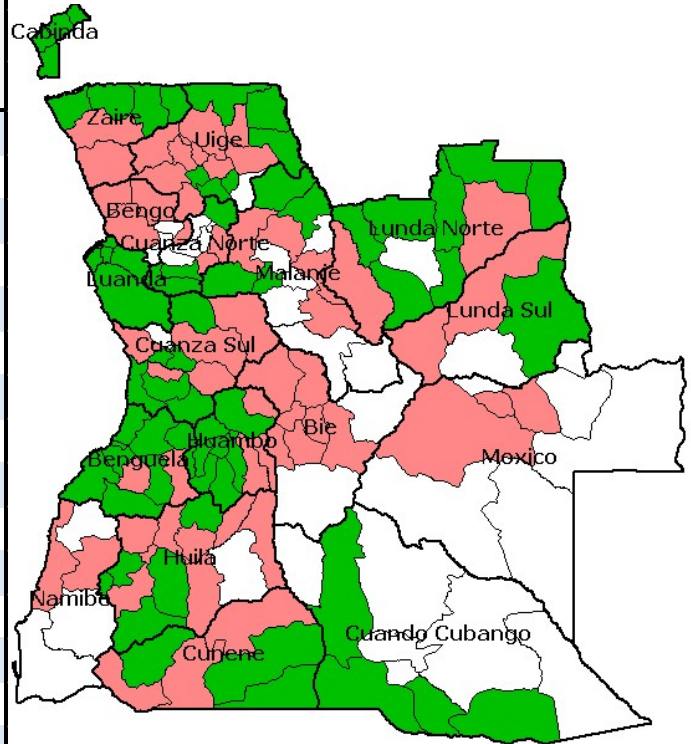
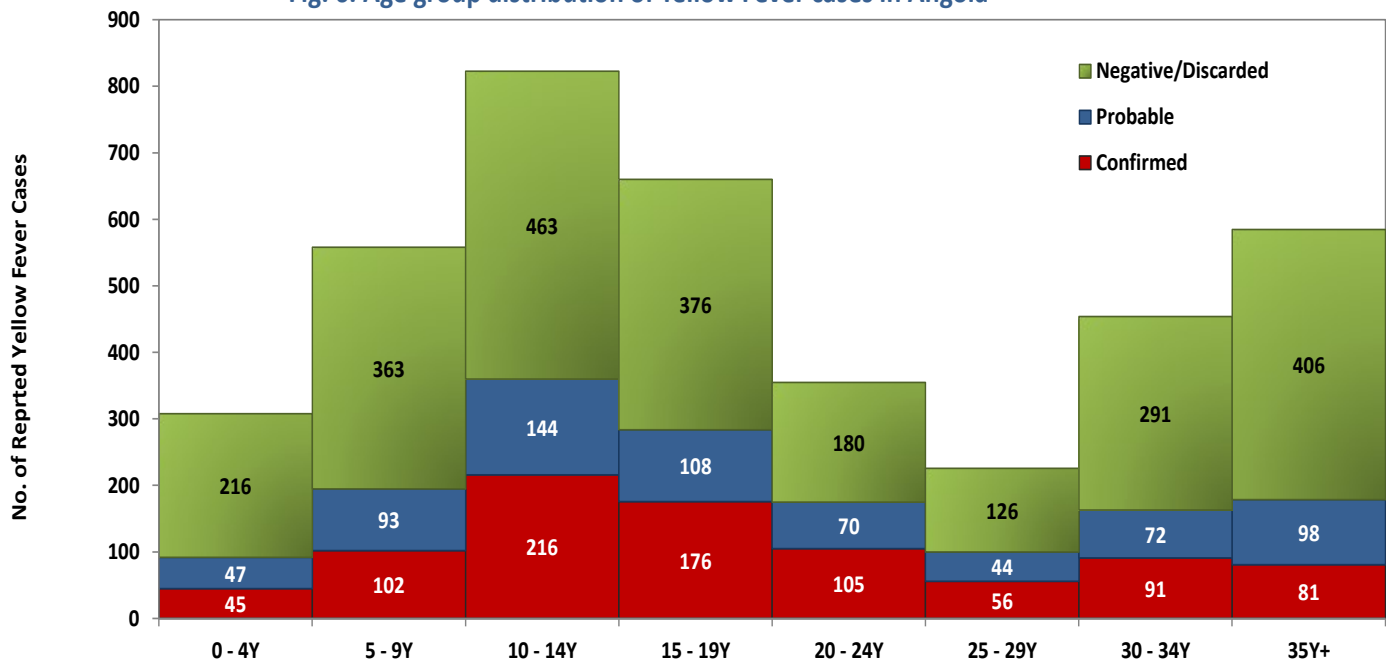


Fig. 6. Age group distribution of Yellow Fever cases in Angola



YELLOW FEVER OUTBREAK WEEKLY SITUATION REPORT, INCIDENT MANAGEMENT TEAM—ANGOLA

Table 3.1: Yellow Fever Reported and Confirmed Cases per Angola Provinces and Districts, 2016; 5 Dec 2015— 25 August 2016

Province	Cases notified during the period (19 Aug – 25 Aug 2016)			Cumulative Cases (5 Dec 2015– 25 Aug 2016)			Documented Local Transmission	Date of onset first confirmed case	Date of onset of last confirmed case	Date of onset of first suspected case*	Date of onset of last suspected case*	Date of Notification of last suspected case*	Date of last report at central level	Average days of reporting delay	Days since last case reported to central level
	Reported	Confirmed	Deaths	Reported	Confirmed	Deaths									
Belas	4	0	0	241	54	26	Y	15/01/16	26/05/16	10/01/16	10/08/16	23/08/16	24/08/16	3	1
Cacuaco	1	0	0	242	78	22	Y	28/01/16	12/05/16	28/01/16	07/08/16	08/08/16	19/08/16	2	6
Cazenga	4	0	0	457	109	34	Y	18/01/16	27/05/16	18/01/16	16/08/16	23/08/16	24/08/16	2	1
Icolo e Bengo	0	0	0	7	1	0	Y	08/03/16	08/03/16	18/01/16	16/06/16	20/06/16	21/06/16	3	65
Ingombota	0	0	0	18	4	0	Y	01/02/16	15/03/16	01/02/16	27/06/16	04/07/16	15/07/16	2	41
Kilamba Kiaxi	3	0	0	273	68	20	Y	06/12/15	18/05/16	06/12/15	19/08/16	24/08/16	24/08/16	3	1
Maianga	1	0	0	125	28	11	Y	08/02/16	26/05/16	12/01/16	12/08/16	18/08/16	19/08/16	2	6
Quissama	0	0	0	1	1	0	N	24/04/16	24/04/16	24/04/16	24/04/16	26/04/16	24/04/16	1	120
Rangel	1	0	0	47	14	2	Y	29/01/16	02/05/16	10/01/16	26/07/16	02/08/16	19/08/16	3	6
Samba	0	0	0	26	5	2	Y	10/02/16	11/05/16	09/01/16	04/08/16	10/08/16	12/08/16	2	13
Sambizanga	0	0	0	102	31	13	Y	23/01/16	21/05/16	23/01/16	06/08/16	15/08/16	18/08/16	4	7
Viana	1	0	0	523	95	86	Y	05/12/15	14/05/16	05/12/15	06/08/16	16/08/16	23/08/16	2	2
LUANDA	15	0	0	2062	488	216	Y	05/12/15	27/05/16	05/12/15	19/08/16	24/08/16	24/08/16	2	1
Ambriz	0	0	0	4	1	0	N	04/04/16	04/04/16	04/04/16	20/06/16	24/06/16	30/06/16	4	56
Bula Atumba	0	0	0	1	0	0	N			07/03/16	07/03/16	11/03/16	14/03/16	3	164
Dande	0	0	0	16	6	1	N	05/02/16	19/05/16	05/02/16	19/07/16	02/08/16	03/08/16	6	22
Nambuanguongo	0	0	0	7	0	0	N			23/03/16	15/06/16	01/07/16	12/07/16	8	44
BENGO	0	0	0	28	7	1	N	05/02/16	19/05/16	05/02/16	19/07/16	02/08/16	03/08/16	6	22
Baia Farta	0	0	0	26	10	5	Y	08/04/16	01/06/16	07/04/16	06/08/16	11/08/16	18/08/16	7	7
Balombo	0	0	0	30	8	2	Y	22/04/16	30/05/16	14/04/16	30/05/16	02/06/16	10/06/16	10	76
Benguela	0	0	0	232	63	21	Y	15/02/16	13/06/16	15/02/16	08/08/16	16/08/16	18/08/16	8	7
Bocoio	0	0	0	6	1	0	N	02/05/16	02/05/16	08/04/16	20/06/16	04/07/16	14/07/16	8	42
Caimbambo	0	0	0	6	1	0	N	26/02/16	26/02/16	26/02/16	26/06/16	30/06/16	14/07/16	6	42
Catumbela	2	0	0	47	8	2	Y	15/04/16	26/05/16	21/02/16	17/08/16	17/08/16	24/08/16	9	1
Chongoroi	0	0	0	6	5	1	Y	26/02/16	25/05/16	26/02/16	25/05/16	30/05/16	05/06/16	6	81
Cubal	0	0	0	10	4	1	Y	05/02/16	03/06/16	16/01/16	01/08/16	15/08/16	18/08/16	6	7
Ganda	0	0	0	9	3	0	N	10/02/16	28/02/16	10/02/16	28/07/16	06/08/16	10/08/16	7	15
Lobito	5	0	1	94	14	6	Y	22/01/16	19/05/16	22/01/16	12/08/16	17/08/16	24/08/16	8	1
BENGUELA	7	0	1	466	117	38	Y	22/01/16	13/06/16	16/01/16	17/08/16	17/08/16	24/08/16	8	1
Andulo	1	0	0	17	6	1	N	14/02/16	27/03/16	14/02/16	09/08/16	17/08/16	22/08/16	7	3
Camacupa	0	0	0	3	1	0	N	19/03/16	19/03/16	19/03/16	06/08/16	10/08/16	15/08/16	5	10
Catabola	0	0	0	2	0	0	N			29/05/16	10/06/16	14/06/16	20/06/16	4	66
Chinguar	0	0	0	7	3	0	N	02/02/16	22/05/16	30/01/16	24/06/16	29/06/16	04/07/16	6	52
Cuito	0	0	0	5	4	1	N	30/01/16	18/04/16	30/01/16	18/04/16	03/05/16	09/05/16	6	108
Cunhinga	0	0	0	3	1	0	N	01/03/16	01/03/16	28/02/16	09/04/16	10/04/16	18/04/16	7	129
Nharea	0	0	0	1	1	0	N	22/02/16	22/02/16	22/02/16	22/02/16	02/03/16	04/03/16	11	174
BIE	1	0	0	38	16	2	N	30/01/16	22/05/16	30/01/16	09/08/16	17/08/16	22/08/16	6	3
Belize	0	0	0	1	0	0	N			24/05/16	24/05/16	06/06/16	10/06/16	4	
Buco Zau	0	0	0	1	0	0	N			20/01/16	20/01/16	30/01/16	30/01/16	0	208
Cabinda	0	0	0	44	1	1	N	25/01/16	25/01/16	01/01/16	13/07/16	26/07/16	08/08/16	7	17
CABINDA	0	0	0	46	1	1	N	25/01/16	25/01/16	01/01/16	13/07/16	26/07/16	08/08/16	7	17
Menongue	0	0	0	9	1	1	Y	18/04/16	18/04/16	15/02/16	28/06/16	05/07/16	12/07/16	7	44
CUANDO CUBANGO	0	0	0	9	1	1	Y	18/04/16	18/04/16	15/02/16	28/06/16	05/07/16	12/07/16	7	44
Ambaca	1	0	0	37	2	0	N	21/03/16	10/06/16	03/02/16	20/07/16	15/08/16	19/08/16	11	6
Cambambe	0	0	0	11	1	1	Y	23/06/16	23/06/16	12/02/16	07/08/16	11/08/16	16/08/16	9	9
Cazengo	0	0	0	38	8	9	Y	23/02/16	14/06/16	28/01/16	01/08/16	02/08/16	12/08/16	17	13
Lucala	0	0	0	4	0	0	N			09/02/16	28/07/16	04/08/16	06/08/16	17	19
Samba Caju	0	0	0	1	0	0	N			19/05/16	19/05/16	09/06/16	09/06/16	0	77
CUANZA NORTE	1	0	0	91	11	10	Y	23/02/16	23/06/16	28/01/16	07/08/16	15/08/16	19/08/16	14	6
Amboim	0	0	0	14	2	1	Y	23/01/16	05/04/16	23/01/16	19/07/16	23/07/16	29/07/16	6	27
Cassongue	0	0	0	4	2	0	Y	02/02/16	02/02/16	02/02/16	15/06/16	17/06/16	25/06/16	13	61
Cela	0	0	0	7	1	0	N	04/02/16	04/02/16	04/02/16	14/04/16	21/04/16	26/04/16	5	121
Conda	0	0	0	9	0	0	N			24/04/16	01/08/16	10/08/16	15/08/16	6	10
Ebo	4	0	0	52	4	1	Y	17/01/16	16/04/16	17/01/16	15/08/16	17/08/16	22/08/16	7	3
Libolo	1	0	0	5	1	1	Y	05/04/16	05/04/16	05/02/16	09/08/16	12/08/16	19/08/16	6	6
Mussende	0	0	0	2	0	0	N			26/02/16	10/04/16	28/04/16	28/04/16	4	119
Porto amboim	1	0	0	15	0	2	N			03/02/16	09/08/16	09/08/16	23/08/16	4	2
Quibala	0	0	0	4	0	0	N			27/03/16	31/07/16	03/08/16	06/08/16	8	19
Quilenda	0	0	0	9	0	0	N			23/04/16	06/07/16	06/07/16	13/07/16	6	43
Seles	0	0	0	23	5	2	Y	05/02/16	11/05/16	05/02/16	16/07/16	19/07/16	24/07/16	6	32
Sumbe	3	0	0	16	1	2	Y	02/03/16	02/03/16	07/02/16	10/08/16	15/08/16	19/08/16	4	6
CUANZA SUL	9	0	0	160	16	9	Y	17/01/16	11/05/16	17/01/16	15/08/16	17/08/16	23/08/16	6	2
Cahama	0	0	0	21	5	0	Y	28/02/16	13/05/16	28/02/16	10/07/16	17/07/16	09/08/16	12	16
Cuanhama	7	1	1	33	6	2	Y	24/02/16	23/06/16	03/02/16	06/08/16	16/08/16	22/08/16	16	3
Curoca	0	0	0	3	0	0	N			06/03/16	01/05/16	02/05/16	25/05/16	12	92
Cuvelai	0	0	0	4	0	0	N			02/04/16	03/08/16	09/08/16	15/08/16	8	10
Namacunde	0	0	0	1	0	0	N			13/07/16	13/07/16	22/07/16	15/08/16	24	10
Ombadja	0	0	0	13	5	1	N	01/02/16	17/04/16	01/02/16	08/07/16	12/07/16	21/07/16	7	35
CUNENE	7	1	1	75	16	3	Y	01/02/16	23/06/16	01/02/16	09/08/16	16/08/16	22/08/16	12	3

YELLOW FEVER OUTBREAK WEEKLY SITUATION REPORT, INCIDENT MANAGEMENT TEAM—ANGOLA

Table 3.2: Yellow Fever Reported and Confirmed Cases per Angola Provinces and Districts, 2016; 5 Dec 2015— 25 August 2016

Bailundo	0	0	0	117	11	4	Y	05/02/16	24/03/16	01/02/16	27/07/16	29/07/16	04/08/16	5	21	154
Caala	0	0	0	96	25	7	Y	28/01/16	16/05/16	21/01/16	24/07/16	02/08/16	06/08/16	4	19	101
Catchiungo	0	0	0	34	2	0	N	18/03/16	29/04/16	07/03/16	14/07/16	18/07/16	24/07/16	5	32	118
Ecunha	0	0	0	71	21	4	Y	17/01/16	24/05/16	17/01/16	28/05/16	28/05/16	01/06/16	4	85	93
Huambo	2	0	0	188	42	12	Y	20/01/16	29/05/16	20/01/16	13/08/16	16/08/16	23/08/16	4	2	88
Londumbale	1	0	0	42	7	7	Y	17/02/16	27/04/16	20/01/16	08/08/16	10/08/16	20/08/16	5	5	120
Longonjo	0	0	0	25	10	4	N	09/02/16	15/04/16	09/02/16	11/07/16	12/07/16	18/07/16	7	38	132
Mungo	0	0	0	19	2	2	N	06/02/16	01/03/16	31/01/16	29/07/16	01/08/16	04/08/16	5	21	177
Tchikala tcholoahanga	0	0	0	15	3	0	N	16/03/16	07/04/16	15/03/16	02/07/16	09/07/16	13/07/16	4	43	140
Tchinjenje	1	0	0	8	1	0	N	01/04/16	01/04/16	24/03/16	18/08/16	18/08/16	23/08/16	5	2	146
Ukuma	0	0	0	17	4	4	Y	22/02/16	19/04/16	22/02/16	10/06/16	17/06/16	21/06/16	4	65	128
HUAMBO	4	0	0	632	128	44	Y	17/01/16	29/05/16	17/01/16	18/08/16	18/08/16	23/08/16	5	2	88
Caconda	0	0	0	29	10	4	Y	05/01/16	30/03/16	05/01/16	18/07/16	23/07/16	29/07/16	11	27	148
Caçula	0	0	0	8	4	1	N	23/02/16	15/05/16	15/02/16	17/05/16	19/05/16	28/05/16	6	89	102
Caluquembe	0	0	0	11	2	6	N	04/03/16	21/03/16	13/01/16	28/05/16	04/06/16	11/06/16	4	75	157
Chibia	0	0	0	2	1	0	N	08/02/16	08/02/16	04/02/16	08/02/16	18/02/16	22/02/16	5	185	199
Chicomba	0	0	0	11	1	0	N	02/02/16	02/02/16	02/02/16	21/05/16	27/05/16	01/06/16	5	85	205
Chipindo	0	0	0	2	0	1	N	09/04/16		09/04/16	21/05/16	30/05/16	11/06/16	8	75	
Cuvango	0	0	0	4	0	0	N			09/04/16	05/08/16	10/08/16	18/08/16	5	7	
Gambos	0	0	0	5	1	1	N	24/02/16	24/02/16	10/02/16	24/02/16	06/03/16	11/03/16	4	167	183
Humpata	0	0	0	11	2	0	Y	22/03/16	28/04/16	09/02/16	30/04/16	06/05/16	11/05/16	5	106	119
Jamba	0	0	0	3	0	0	N			03/08/16	09/08/16	10/08/16	17/08/16	6		
Lubango	0	0	0	19	5	4	N	30/01/16	01/06/16	25/01/16	01/07/16	09/07/16	20/07/16	6	36	85
Matala	0	0	0	2	0	1	N			26/01/16	07/03/16	14/03/16	21/03/16	4	157	
Quiquengues	0	0	0	10	4	2	N	21/02/16	10/03/16	13/02/16	10/03/16	19/03/16	19/03/16	1	159	168
Quiquungo	0	0	0	31	3	3	Y	02/02/16	05/02/16	28/01/16	20/05/16	29/05/16	03/06/16	5	83	202
HUILA	0	0	0	148	33	23	Y	05/01/16	01/06/16	05/01/16	09/08/16	10/08/16	18/08/16	6	7	85
Cambulo	0	0	0	5	0	0	N			08/03/16	31/07/16	03/08/16	15/08/16	15	10	
Capenda Camulemba	0	0	0	7	0	0	N			05/06/16	16/06/16	20/06/16	27/06/16	6		
Chitato	0	0	0	26	1	1	N	08/05/16	08/05/16	31/03/16	13/07/16	15/07/16	24/07/16	11	32	109
Cuango	0	0	0	32	24	8	Y	02/05/16	06/06/16	02/05/16	06/06/16	11/06/16	17/06/16	7	69	80
Cuiló	0	0	0	1	1	0	N	20/05/16	20/05/16	20/05/16	20/05/16	01/06/16	10/06/16	9		97
Lucapa	0	0	0	2	0	0	N			11/04/16	28/06/16	18/07/16	30/07/16	19	26	
Xa Muteba	0	0	0	3	0	0	N			10/02/16	29/05/16	08/06/16	13/06/16	20	73	
LUNDA NORTE	0	0	0	76	26	9	Y	02/05/16	06/06/16	10/02/16	31/07/16	03/08/16	15/08/16	10	10	80
Cacolo	0	0	0	3	0	0	N			26/05/16	16/07/16	23/07/16	25/07/16	3		
Muconda	0	0	0	3	0	0	N			22/05/16	21/07/16	23/07/16	27/07/16	4	29	
Saurimo	0	0	0	8	0	0	N			07/03/16	07/08/16	10/08/16	12/08/16	3	13	
LUNDA SUL	0	0	0	14	0	0	N			07/03/16	07/08/16	10/08/16	12/08/16	3	13	
Cacuso	0	0	0	5	2	0	Y	21/04/16	09/06/16	10/03/16	10/06/16	20/06/16	26/06/16	9	60	77
Cahombo	0	0	0	1	1	1	N	20/03/16	20/03/16	20/03/16	20/03/16	22/03/16	31/03/16	9	147	158
Calandula	0	0	0	4	0	1	N			03/03/16	30/05/16	31/05/16	06/06/16	5	80	
Cambundi Catembo	0	0	0	1	0	1	N			15/05/16	15/05/16	23/05/16	28/05/16	5	89	
Cangandala	0	0	0	2	0	0	N			10/07/16	20/07/16	05/08/16	12/08/16	7		
Cunda Dia Baze	1	0	0	1	0	0	N			11/08/16	11/08/16	14/08/16	19/08/16	6		
Luquembo	0	0	0	2	0	0	N			25/07/16	29/07/16	08/08/16	12/08/16	6		
Malange	0	0	0	15	3	0	Y	21/02/16	19/05/16	09/02/16	13/07/16	19/07/16	21/07/16	4	35	98
Marimba	0	0	0	1	0	0	N			06/06/16	06/06/16	30/06/16	30/06/16	0	56	
Quela	0	0	0	1	1	0	N	07/05/16	07/05/16	07/05/16	07/05/16	14/05/16	18/05/16	4	99	110
MALANGE	1	0	0	33	7	3	Y	21/02/16	09/06/16	09/02/16	11/08/16	14/08/16	19/08/16	5	6	77
Camangogue	1	0	0	1	0	0	N			14/08/16	14/08/16	17/08/16	22/08/16	5	3	
Carneia	2	0	0	5	0	0	N			08/04/16	04/08/16	05/08/16	22/08/16	7	3	
Leua	0	0	0	1	0	0	N			26/04/16	26/04/16	02/05/16	07/05/16	5	110	
Moxico	0	0	0	2	0	0	N			02/04/16	09/05/16	16/05/16	19/05/16	2	98	
MOXICO	3	0	0	9	0	0	N			02/04/16	14/08/16	17/08/16	22/08/16	5	3	
Bibala	0	0	0	1	0	0	N			02/06/16	02/06/16	09/06/16	16/06/16	7	70	
Namibe	0	0	0	13	2	1	N	17/04/16	14/05/16	07/03/16	16/06/16	24/06/16	05/07/16	5	51	103
NAMIBE	0	0	0	14	2	1	N	17/04/16	14/05/16	07/03/16	16/06/16	24/06/16	05/07/16	6	51	103
Ambuila	0	0	0	5	0	0	N			02/05/16	02/06/16	12/06/16	17/06/16	5	69	
Bembe	0	0	0	4	0	0	N			15/05/16	20/07/16	23/07/16	03/08/16	7	22	
Buengas	0	0	0	2	0	0	N			30/04/16	16/07/16	28/07/16	07/08/16	7	18	
Bungo	0	0	0	1	0	0	N			21/02/16	21/02/16	17/03/16	20/03/16	3	158	
Damba	1	0	0	13	0	0	N			30/03/16	14/08/16	18/08/16	25/08/16	6	0	
Maquela do zombo	0	0	0	1	0	1	N			16/02/16	16/02/16	22/02/16	22/02/16	0	185	
Milunga	3	0	0	6	0	0	N			29/06/16	13/08/16	16/08/16	25/08/16	13		
Mucaba	0	0	0	1	0	0	N			12/05/16	12/05/16	17/05/16	21/05/16	4	96	
Negage	1	0	0	18	3	0	Y	03/02/16	15/05/16	03/02/16	04/08/16	07/08/16	19/08/16	4	6	102
Puri	0	0	0	2	1	0	N	10/05/16	10/05/16	10/05/16	16/06/16	27/06/16	05/07/16	6	51	107
Quimbe	0	0	0	5	0	0	N			02/03/16	08/07/16	12/07/16	18/07/16	5	38	
Quitexe	0	0	0	2	0	0	N			19/04/16	13/07/16	18/07/16	22/07/16	7	34	
Sanza pombo	0	0	0	3	0	0	N			03/05/16	26/06/16	09/07/16	16/07/16	7	40	
Songo	3	0	0	4	0	0	N			27/05/16	14/08/16	19/08/16	25/08/16	4	0	
Uíge	0	0	0	29	5	4	Y	02/02/16	08/05/16	15/01/16	21/07/16	28/07/16	03/08/16	5	22	109
UIGE	8	0	0	96	9	5	Y	02/02/16	15/05/16	15/01/16	14/08/16	19/08/16	25/08/16	5	0	102
Cuimba	0	0	0	2	1	2	N	24/03/16	24/03/16	24/03/16	27/03/16	31/03/16	19/04/16	11	128	154
Mbanza congo	1	0	0	14	0	0	N			06/02/16	11/08/16	18/08/16	22/08/16	11	3	
Noqui	0	0	0	3	0	0	N			19/02/16	29/07/16	04/08/16	10/08/16	23	15	
Nzeto	0	0	0	2	1	0	N	05/02/16	05/02/16	05/02/16	08/02/16	12/02/16	02/03/16	10	176	202
Soyo	0	0	0	21	4	3	Y	10/02/16	22/06/16	10/02/16	09/07/16	12/07/16	20/07/16	4	36	64
Tomboco	0	0	0	2	0	0	N			16/06/16	16/06/16	27/06/16	27/06/16	4	59	
ZAIRE	1	0	0	44	6	5	Y	05/02/16	22/06/16	05/02/16	11/08/16	18/08/16	22/08/16	8	3	64

YELLOW FEVER OUTBREAK WEEKLY SITUATION REPORT, INCIDENT MANAGEMENT TEAM—ANGOLA

Table 4. Distribution of Yellow Fever Vaccination Coverage in Angola as of 29 August 2016

Province	Target population	Launching date	Population vaccinated	Administrative coverage (%)
Belas	1,071,662	19-Feb-16	1,292,404	121%
Cacuaco	887,829	29-Feb-16	776,075	87%
Cazenga	867,659	29-Feb-16	825,793	95%
Icolo e Bengo	75,103	28-Mar-16	46,309	62%
Ingombota	89,556	24-Mar-16	65,083	73%
K. Kiaxi	640,006	10-Mar-16	241,812	38%
Maíanga	660,884	14-Mar-16	489,998	74%
Quissama	25,240	28-Mar-16	15,572	62%
Rangel	136,031	28-Mar-16	48,021	35%
Samba	160,174	24-Mar-16	58,535	37%
Sambizanga	433,970	20-Mar-16	146,149	34%
Viana	1,535,102	2-Feb-16	2,130,549	139%
Luanda	6,583,216		6,136,300	93%
Baia Farta	103,623	16-May-16	105,116	101%
Balombo	99,932	16-May-16	101,700	102%
Benguela	598,902	12-Apr-16	563,250	94%
Bocoio	155,397	30-Jun-16	138,747	89%
Catumbela	173,601	13-Apr-16	188,421	109%
Chongoroi	81,977	30-Jun-16	85,175	104%
Cubal	289,703	16-May-16	297,264	103%
Lobito	335,601	13-Apr-16	356,144	106%
Benguela	1,838,736		1,835,817	100%
Belize	19,574	17-ago-16	21,780	111%
Buco Zau	34,051	17-ago-16	32,629	96%
Cabinda	601,892	17-ago-16	582,962	97%
Cacongo	37,004	17-ago-16	38,877	105%
Cabinda	692,521		676,248	98%
Menongue	308,509	17-ago-16	331,991	108%
Calai	20,266	08-ago-16	16,973	84%
Dirico	14,691	08-ago-16	7,474	51%
Cuangar	27,503	08-ago-16	23,339	85%
Cuango Cubango	370,969		379,777	102%
Cazengo	166,860	30-Jun-16	142,561	85%
Cambambe	89,498	17-ago-16	74,639	83%
Cuanza Norte	317,567		217,200	68%
Amboim	236,339	16-May-16	228,060	96%
Cassongue	145,579	16-May-16	135,907	93%
Ebo	159,024	16-May-16	159,495	100%
Libolo	85,630	16-May-16	88,897	104%
Seles	176,058	16-May-16	170,883	97%
Sumbe	269,341	17-ago-16	190,012	71%
Cuanza Sul	1,341,312		973,254	73%
Cahama	69,519	22-Jun-16	65,132	94%
Cuanhama	362,710	22-Jun-16	329,772	91%
Namacunde	144,624	17-ago-16	73,406	51%
Cunene	576,853		468,310	81%
Bailundo	283,887	16-May-16	270,735	95%
Caala	268,734	13-Apr-16	222,811	83%
Ekunha	79,334	16-May-16	75,022	95%
Huambo	689,301	13-Apr-16	558,150	81%
Londuimbali	125,214	2-Jul-16	114,709	92%
Longonjo	87,329	2-Jul-16	88,892	102%
Ukuma	42,950	16-May-16	47,348	110%
Tchinjenje	28,371	17-ago-16	28,909	102%
Huambo	1,605,120		1,406,576	88%
Caconda	160,892	16-May-16	167,102	104%
Gambos	76,456	29-Jun-16	81,982	107%
Humpata	83,267	28-Jun-16	83,731	101%
Lubango	736,077	17-ago-16	737,475	100%
Quipungo	147,818	16-May-16	168,781	114%
Huíla	1,204,510		1,239,071	103%
Capenda Camulemba	54,098	2-Jul-16	46,528	86%
Caungula	27,266	2-Jul-16	20,967	77%
Cambulo	113,570	17-ago-16	100,868	89%
Chitato	196,869	11-Jun-16	203,794	104%
Cuango	174,429	4-Jun-16	187,504	107%
Cuilo	19,841	1-Jul-16	17,479	88%
Lunda Norte	586,073		577,140	98%
Muconda	35,469	17-ago-16	32,765	92%
Lunda Sul	35,469		32,765	92%
Cacuso	71,981	8-Jul-16	60,852	85%
Malange	489,867	14-Jul-16	396,547	81%
Marimba	27,241	17-ago-16	24,703	91%
Massango	32,811	17-ago-16	33,429	102%
Malange	621,900		515,531	83%
Maquela do Zombo	123,073	1-Jul-16	117,896	96%
Milunga	48,454	17-ago-16	48,306	100%
Negage	136,323	16-May-16	129,732	95%
Puri	35,710	23-Jun-16	36,137	101%
Quimbele	130,192	17-ago-16	138,419	106%
Uíge	496,567	16-May-16	624,138	126%
Uíge	970,319		1,094,628	113%
Cuimba	65,011	17-ago-16	58,235	90%
Mbanza Congo	174,920	17-ago-16	141,408	81%
Noqui	22,966	17-ago-16	22,505	98%
Soyo	219,536	16-Jun-16	168,537	77%
Zaire	482,433		390,685	81%
GRAND TOTAL	17,226,998		15,943,302	93%

III. Response Interventions

IM/Coordination

- ◆ A coverage survey will be implemented including the National Institute of Statistics (INE) participation. The protocol is under review by a working group with the participation of MOH, CDC and WHO and it is expected to include INE experts in the preparation phase. This group is now under the deputy IM leadership

Surveillance, Laboratory and Data management

- ◆ The plan to strengthening the community based surveillance in low transmission areas is ready to be presented to MoH at the beginning of September
- ◆ WHO continues supporting the MoH in the investigation of cases of encephalitis of unknown aetiology reported from an Intensive Care Unit of a tertiary hospital in Luanda
- ◆ The contract for the improvement the transport of the samples is in process, the contract is under review for signature

Vaccination -

- ◆ The last phase of the vaccination campaign concluded on the 28th of August with a good coverage in 17 of 22 districts and continues supplementary vaccination activities for one more week in five districts; 77% of the districts vaccinated reached at least 80% of vaccination coverage
- ◆ A total of 2.769.0544 (93%) individuals aged 6 months and above have been vaccinated in the 22 districts from 15—28 August 2016
- ◆ The total vaccinated population countrywide is around 17.917.134 representing 70% of Angola's population

Logistics.-

- ◆ The deployed staff still supporting the supplementary campaign. The IMS has initiated the preparation of the oncoming vaccination campaign
- ◆ The total stock of vaccine at country level is 994,770 doses that includes 319,160 doses at the central stock of as well as 675,610 doses in the provinces. We have to keep in mind that vaccination campaign is still ongoing in 5 municipalities and that all health facilities in the districts that have received vaccine continue providing vaccination on demand.

Border Health

- ◆ Analysis of the data collected at the Point of Entries has commenced and the proposal for the designated PoE is developed
- ◆ An action plan focusing on the prioritization of capacity building/training on IHR (2005) core capacities for specific PoE is under elaboration together with the MoH and the support of WHO;

Social Mobilization, Risk Communication and Media

- ◆ More than 600 Red Cross activists are involved in social mobilization activities for the yellow fever vaccination campaign in eight provinces in partnership with UNICEF
- ◆ Support has been provided for the vaccination campaign in Uige and Cuanza Sul based in demand creation at individual, family and community level to strengthen adherence to the vaccination campaign. A total of 400 people were targeted
- ◆ Supported the Health promotion Division to update social mobilization and risk communication monitoring tool

Case Management :

This 31 August 2016 concluded the MSF mission supporting the case management at the Benguela Hospital

Vector Control

- ◆ The Angola-Cuban cooperation team is ready to initiate a pilot study using ovitraps in Luanda and Benguela. This activity is linked to the community surveillance proposal and requires funding to develop the study still in September before the heavy rainy season starts (October—April) when the vector density will increase

Special Studies and Assessments

- ◆ Was presented and discussed the second KAP study conducted in late July by the Angola Field Epidemiology Training Laboratory Program (FETLP) with CDC in collaboration with WHO. Main inputs are under analysis and are to be considered in the response activities
- ◆ A expert from CDC and the deputy IM are supporting the preparation of the coverage survey. The survey will be implemented by the National Institute of Statistics (INE). The costing process is to be adjusted according to the review of the plan to be agreed with INE

V. Key challenges

- ◆ Receiving the second batch of the last ICG approved request (around 2 M doses) to start the next phase of the vaccination campaign
- ◆ Support to the districts efforts to complete the supplementary vaccination campaign
- ◆ Request for funding to cover urgent expenses to end the current phase of the vaccination as well as for preparing the next vaccination phase
- ◆ Organize the deployment of staff within the Scale Up process and the oncoming vaccination campaign phase including budgetting
- ◆ Accelerate the preparation of the survey coverage in special the agreement with INE regarding the participation of the INE field teams
- ◆ Accelerate the review and approval of the proposal for strengthening the surveillance

For further information please contact:

WHO Representative, Angola : Dr Agudelo Hernando (agudeloh@who.int)

Incident Manager : Dr. Jean Marie Kipela (kipelam@who.int)

Deputy Incident Manager: Dr. Vera Andrade (veraluciagomesdeandrade@gmail.com)

WHO DPC : Dr. Javier Aramburu (lemmaf@who.int)

Information Management: Sr. Ishata Conteh (nimconteh@gmail.com) (UNICEF Consultant)

Data management: Victor Luteganya (luteganyav@who.int)