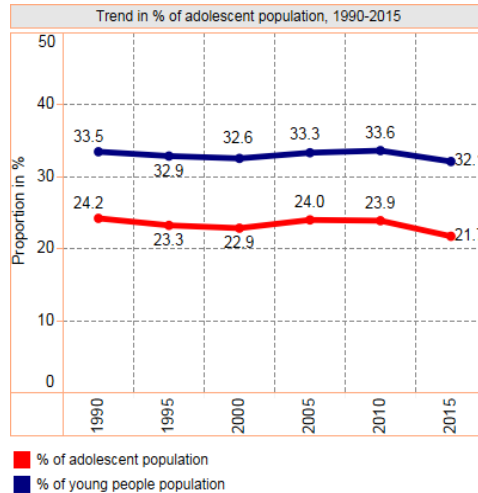


ADOLESCENT HEALTH IN NAMIBIA 2018



Country profile: An adolescent is a person between 10-19 years of age

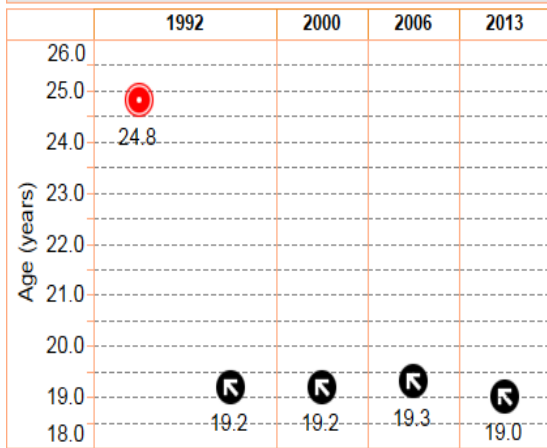
Total surface area (million square km)	0.824
Total population (000's)	2,480
Population density (persons/ square km)	3
Urbanized population (%)	48
Adolescents population (000's)	539
Adolescent as % of total population	22
Young people (10-24 years) (000's)	790
Young people as % of total population	32
Annual average growth rate of population (%)	1.9
Crude birth rate (births/1,000 population)	29
Life expectancy at birth (years)	64
Median age in total population (years)	21
Birth rate per 1000 girls 15-19 year olds	82



- ✓ National standards for delivery of quality health services to adolescents
- ✓ National strategies for adolescent health
- ✓ Roadmaps for accelerating HIV prevention testing, treatment and care for adolescents
- ✗ No adolescent health interventions within the HPV vaccination
- ✗ No specific target group in national policies for injury prevention among adolescents

Early marriage

Trend in median age of women at first marriage/sex (years)



Percentage of women 20-24 years married by age 18
6.9%

Women 15-19 years married by age 15
1%

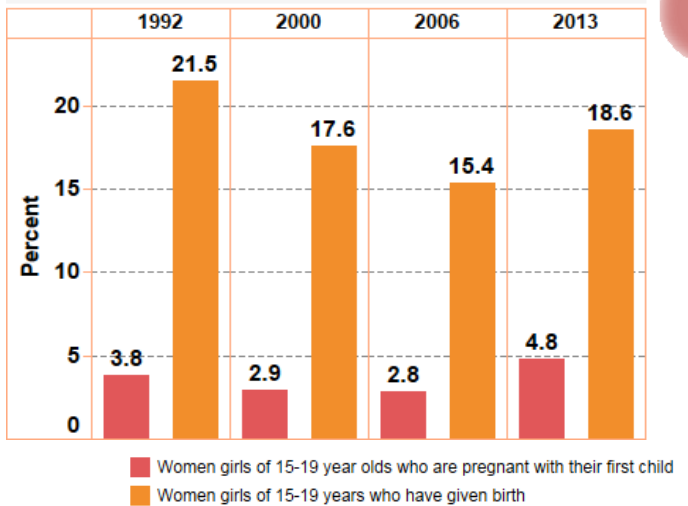
- Median age at 1st marriage (years)
- Median age at 1st sexual intercourse (years)

Percentage of 15-19 year olds currently married or in union (%)

	F	M
	5	1

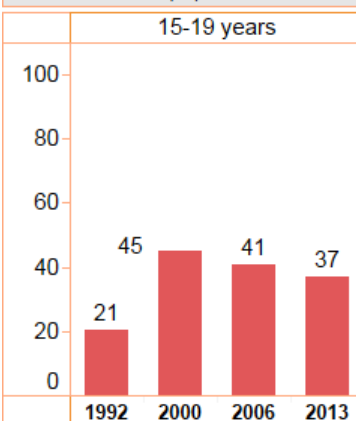
Pregnancy

Percentage of 15-19 year olds who have given birth/who are pregnant with their first child

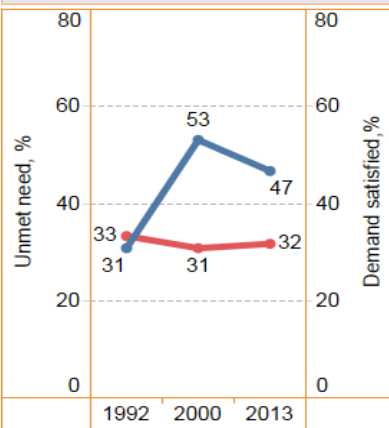


Contraception

Trend in contraceptive prevalence (%)



Unmet need vs Demand satisfied for contraception in 15-19 year olds




- Demand for contraception satisfied
- Unmet need for contraception

HIV/STIs


	Comprehensive knowledge of HIV (%)			
	15-19 years		20-24 years	
	Female	Male	Female	Male
2000	29.5	39.2	32.5	42.6
2006	56.8	49.3	62.6	57.2
2013	55.9	61.0	67.8	60.2

Prevalence (%) of HIV in 15-19 year olds



	Condom use among sexually active during premarital sex (%)			
	15-19 years		20-24 years	
	Female	Male	Female	Male
2000	53.8	62.1	47.5	76.9
2006	67.4	81.1	61.0	80.1
2013	68.1	82.4	67.9	82.8

Prevalence (%) of STIs among 15-19 year



ADOLESCENT HEALTH IN NAMIBIA 2018



Malnutrition

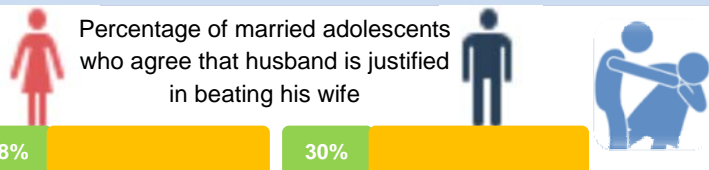
	Aged 15-19		Aged 20-24	
	Female	Male	Female	Male
Prevalence (%) of chronically malnourished (thin, BMI<18.5)	26.7	50.3	14.7	15.9
Prevalence (%) of overweight (BMI between 25.0-29.9)	5.4	1.4	13.9	4.8
Prevalence (%) iron deficiency anemia (Hgb<12.0 g/dl for non-pregnant women and Hgb<11.0 g/dl for pregnant women)	19.1	18.4	19.1	6.7

Substance use

	Age	Female	Male
Total alcohol consumption among 15-19 year olds (litres of pure alcohol)	15-19	5.8	16.3
	15-19	2.0	6.9
Prevalence cigarette or any type of tobacco product use (%)	20-24	4.3	...
	15-19
Prevalence chewing chat (%)	20-24



Violence



Sexual and gender-based violence

% of married women who have ever experienced physical, sexual or emotional violence committed by their husband or partner	aged 15-19	60.8
	aged 20-24	33.4
Percentage of victims women of female genital mutilation (%)	aged 15-19	n/a
	aged 20-24	n/a

Injuries and traffic accidents

Adolescent household members injured and unable to carry out normal daily activities of >6 months (%)	...
Adolescent household members injured or killed in accidental fall (%)	...
Adolescent household members injured or killed in road traffic accident (%)	...



Mental health

	Female	Male
Prevalence of childhood mental illness among 15-19 year olds (%)
Felt seriously worthless/hopeless or wishes to be dead among 15-19 year olds (%)	13	7



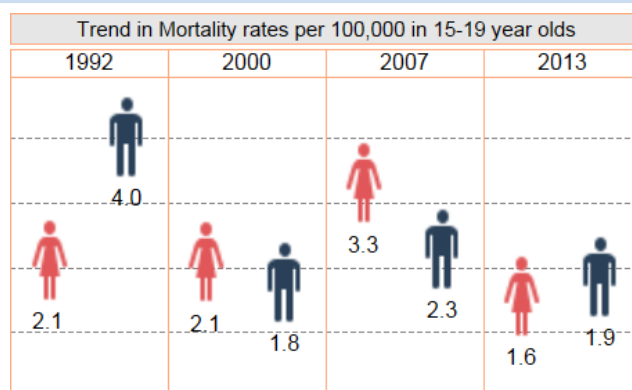
Immunization

Proportion of adolescent girls vaccinated for HPV to ...

Socioeconomic determinants of health

	Female	Male
Literacy rate among 15-19 year olds (%)	95.7	93.9
Percent 15-19 years currently employed (%)	8.3	14.3
Information media use at least once/week among adolescents (%)	69.4	65.2
Social security health insurance among 15-19 year olds (%)	0.2	1.2

Adolescent Mortality



Leading causes of girls' death

Rank, cause name, number of deaths and death rate, age 10-19

Rank	Cause name	Number of deaths	Death rate/100, 000 pop
1	HIV/AIDS	60	22.2
2	Maternal conditions	17	6.4
3	Lower respiratory infections	15	5.6
4	Road injury	15	5.4
5	Tuberculosis	11	4.0

Leading causes of boys' death

Rank, cause name, number of deaths and death rate, age 10-19

Rank	Cause name	Number of deaths	Death rate/100, 000 pop
1	HIV/AIDS	53	19.7
2	Road injury	39	14.5
3	Self-harm	22	8.3
4	Interpersonal violence	22	8.2
5	Lower respiratory infections	21	7.7