

WEEKLY MALARIA STATUS - UGANDA

WEEK 27— 1st July to 7th July 2019



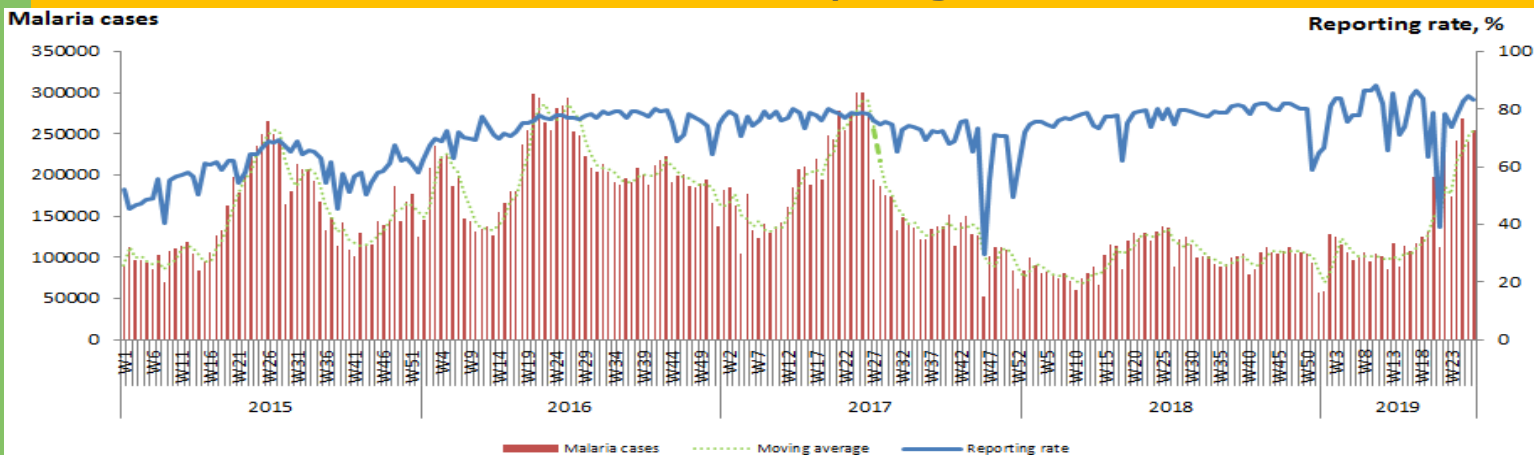
THE REPUBLIC OF UGANDA
Ministry of Health

The Uganda Weekly Malaria status update is produced by National Malaria Control Division on a weekly basis to guide planning. This Status update uses weekly surveillance data.

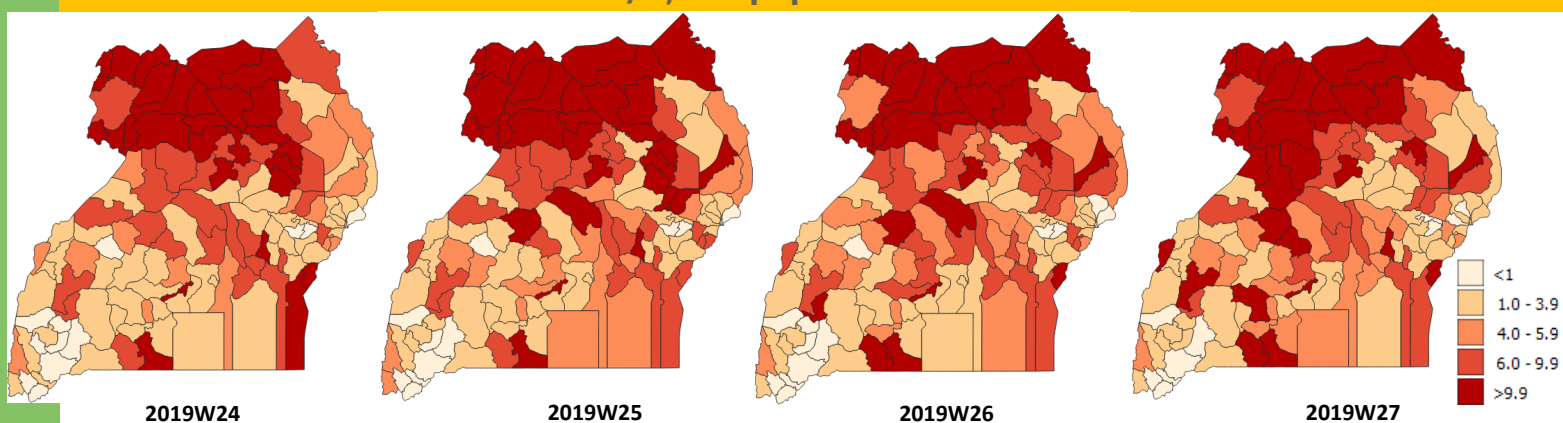
Highlights

- Reporting rate this week (83.5%) is slightly less than that reported the previous week, 2019W26 (84.9%)
- **There was an increase in malaria morbidity this week.** There were over 13,000 more malaria cases this week (253,973) compared to 240,806 the previous week. About 7.8% (10/128) of districts reported <1 malaria case per 1,000 population. Compared to the previous week, there were 3 districts less. 32 districts reported >10 cases/1,000 population. Adjumani and Moyo Districts reported >40 cases/1,000 population!
- **The number of malaria deaths were slightly lower this week compared to the previous week.** There were 61 deaths this week, compared to 64 deaths last week. Kitgum and Nebbi Districts with 8 deaths each topped the districts
- Five districts have less than three weeks of ACT stock. . Three other districts (Kiboga, Pader, Nabilatuk and Buliisa) had less than three weeks of mRDT stock
- 23 districts have ACT stocks for more than 12 months, While 27 have RDT stocks of more than 12 months
- Reporting has generally improved over the weeks from most districts

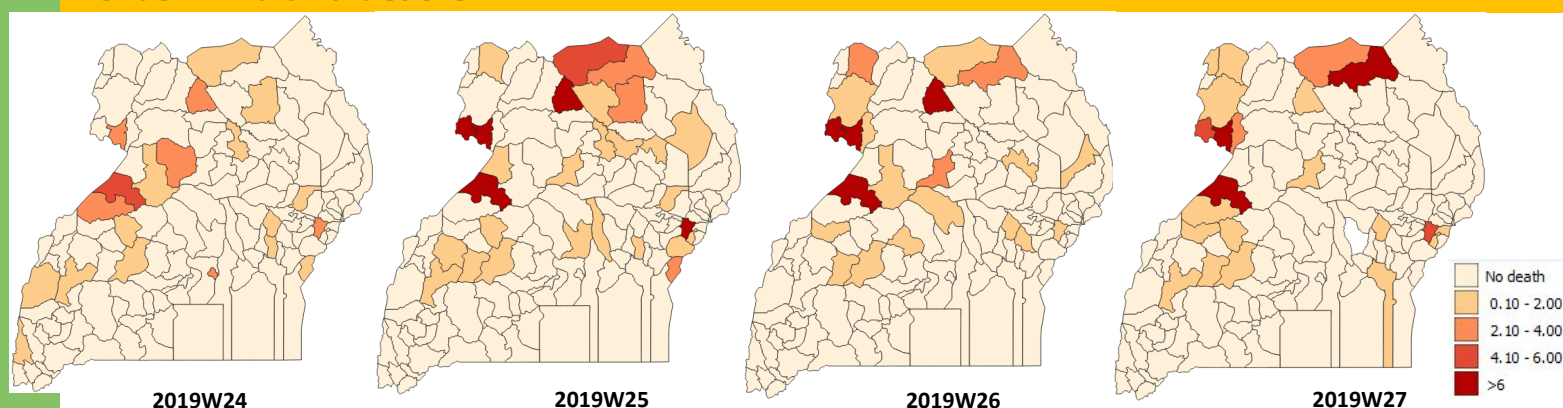
Trends in the national total malaria cases and reporting rates



Trends in confirmed malaria cases/1,000 population



Trends in malaria deaths



Reporting rates for ACT stock status and malaria cases by health units in districts

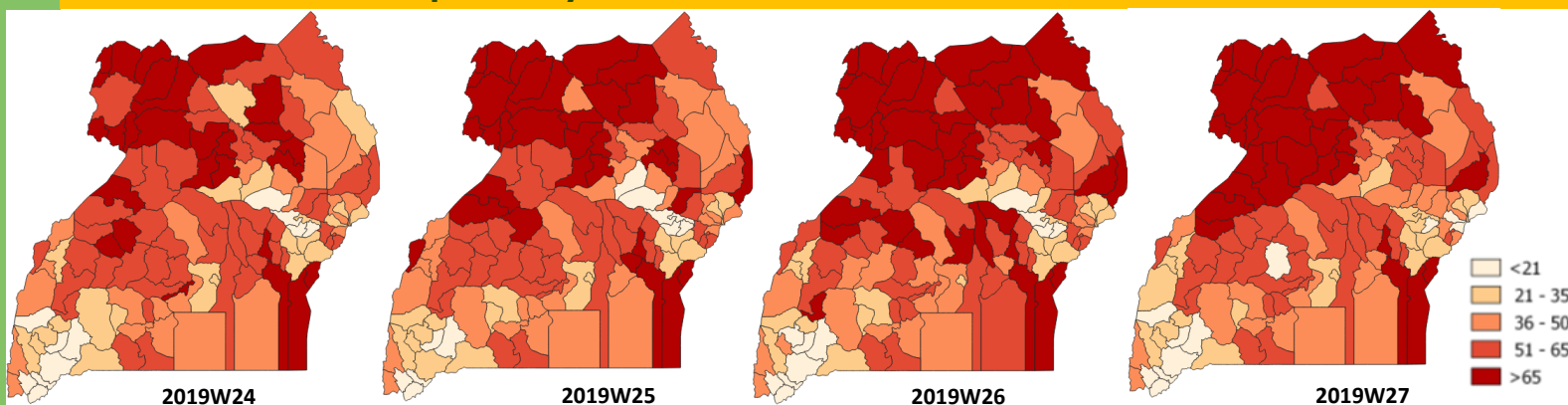
ACT stock levels				Malaria cases			
District	Percent			District	Percent		
		Sembabule	62			Kitgum	57
Buhweju	100	Kakumiro	61	Maracha	100	Busia	57
Kibuku	100	Kitgum	61	Nebbi	100	Mitooma	57
Maracha	100	Tororo	61	Yumbe	100	Bulambuli	56
Nabilatuk	100	Lwengo	61	Butambala	96	Lwengo	55
Nebbi	100	Luwero	60	Alebtong	95	Soroti	55
Yumbe	100	Bugweri	59	Buhweju	95	Kibaale	55
Butambala	96	Kalangala	59	Rubanda	95	Buyende	55
Alebtong	95	Kiryandongo	59	Kibuku	94	Kumi	55
Rubanda	95	Ntungamo	58	Oyam	94	Nakapiripirit	55
Oyam	94	Kassanda	58	Kyotera	92	Kamwenge	53
Rakai	93	Sheema	57	Pakwach	90	Napak	53
Butaleja	92	Mitooma	57	Bududa	88	Serere	52
Pakwach	90	Mbale	56	Butaleja	88	Agago	51
Otuke	89	Kamwenge	56	Rakai	87	Kiruhura	51
Kole	88	Namayingo	56	Nwoya	86	Kabale	50
Zombo	87	Kapchorwa	56	Pallisa	85	Kaliro	50
Kapelebyong	86	Lira	55	Dokolo	84	Ngora	50
Nwoya	86	Gulu	55	Koboko	84	Ntungamo	50
Moyo	85	Kibaale	55	Nabilatuk	83	Rukiga	50
Kyotera	84	Mpigi	55	Otuke	83	Tororo	49
Pallisa	81	Kotido	55	Zombo	83	Kaabong	48
Kwania	80	Buvuma	54	Amuru	82	Sheema	48
Namisindwa	80	Agago	53	Kole	81	Luwero	48
Dokolo	79	Namutumba	53	Moyo	81	Kabarole	48
Koboko	79	Kiruhura	52	Kwania	80	Moroto	47
Bundibugyo	77	Serere	52	Omoro	79	Kyankwanzi	47
Adjumani	77	Nakaseke	52	Kapelebyong	79	Bushenyi	47
Bukwo	76	Sironko	51	Bundibugyo	77	Namutumba	47
Luuka	76	Soroti	51	Kalangala	77	Buvuma	46
Masaka	76	Soroti	51	Adjumani	77	Bukomansimbi	46
Bukomansimbi	75	Kabale	50	Amolatar	76	Mubende	46
Buliisa	75	Kaliro	50	Kyenjojo	76	Gulu	45
Ngora	75	Pader	48	Masaka	76	Nakaseke	45
Gomba	74	Kabarole	48	Buliisa	75	Amudat	44
Lyantonde	74	Mubende	47	Gomba	74	Bukedea	44
Amuria	73	Bugiri	47	Namisindwa	73	Ntoroko	44
Manafwa	73	Kyankwanzi	47	Manafwa	73	Budaka	43
Arua	72	Napak	47	Sembabule	72	Buikwe	43
Bududa	71	Ibanda	44	Kween	72	Katakwi	41
Lamwo	70	Bushenyi	43	Bukwo	71	Kagadi	41
Kasese	70	Abim	43	Lamwo	70	Pader	41
Masindi	70	Moroto	42	Masindi	70	Isingiro	41
Apac	70	Kagadi	41	Apac	70	Butebo	40
Kisoro	70	Nakasongola	41	Lyantonde	70	Ibanda	40
Mityana	69	Butebo	40	Bunyangabu	69	Bugiri	39
Rukungiri	68	Iganga	40	Luuka	68	Kaberamaido	38
Busia	68	Kalungu	40	Kisoro	67	Mbarara	38
Amudat	67	Mayuge	40	Mityana	67	Nakasongola	37
Bunyangabu	67	Kiboga	40	Amuria	67	Mayuge	37
Kanungu	67	Buikwe	39	Kapchorwa	67	Kayunga	36
Kumi	67	Budaka	39	Kasese	66	Kiboga	36
Ntoroko	67	Bukedea	39	Arua	66	Iganga	34
Kyenjojo	66	Kayunga	39	Rukungiri	63	Abim	33
Isingiro	66	Kayunga	39	Kiryandongo	62	Namayingo	32
Amuru	66	Mbarara	39	Kikuube	61	Hoima	32
Amolatar	65	Katakwi	34	Lira	60	Kalungu	31
Kikuube	64	Hoima	33	Mbale	60	Kyegegwa	31
Kween	64	Kamuli	33	Sironko	60	Mukono	27
Buyende	64	Mukono	31	Mpigi	60	Wakiso	20
Kaabong	64	Kaberamaido	27	Bugweri	59	Jinja	17
Nakapiripirit	64	Kyegegwa	26	Kotido	59	Kampala	16
Rukiga	63	Rubirizi	22	Kanungu	58	Kamuli	11
Bulambuli	63	Jinja	18	Kassanda	58	Rubirizi	3
		Kampala	18	Kakumiro	57		
		Wakiso	17				

Malaria Deaths at Health Facility Level

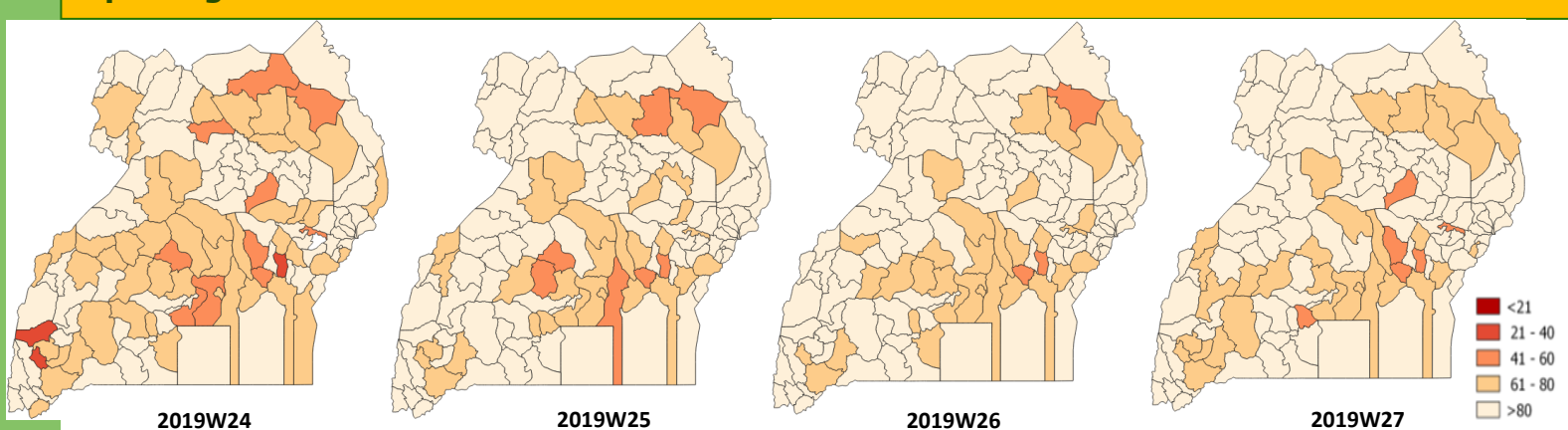
District	Health unit	Number
Apac	Apac Hospital	1
Arua	Arua Regional Referral Hospital	2
Bududa	Bududa Hospital	1
Gulu	St. Mary's Hospital Lacor	2
Hoima	Azur HCIII	1
	Hoima Regional Referral Hospital	6
Kagadi	Kagadi Hospital	2
Kakumiro	St. Andrea Clinic HCII	0*
Kaliro	Community Health Center III	2
Kamwenge	Rwamwanja HCIII	1
Kikuube	Kyangwali HCIV	2
Kitgum	Kitgum Hospital	4
	Namokora HCIV	4
Koboko	Koboko Hospital	1
Kyegegwa	Bujubuli HCIII	1
Lamwo	Madi Opei HCIV	1
	Padibe HCIV	2
	Palabek Kal HCIII	1
Manafwa	Butiru Chrisco HCIII	1
Mayuge	Sunrise Clinic	0*
Mbale	Kolonyi HCIII	1
	Mbale Regional Referral Hospital	4
Mubende	Mubende Regional Referral Hospital	2
Nebbi	Angal St. Luke HCIII	2
	Goli HCIII	6
Pakwach	Pakwach HCIV	2
	Payigoro HCIII	1
	Wadelai HCIII	1
Yumbe	Iyete HCIII	1
Zombo	Nyapea Hospital	4
	Zombo HCIII	2

- Delayed healthcare seeking and late referrals continue to be the main causes of death

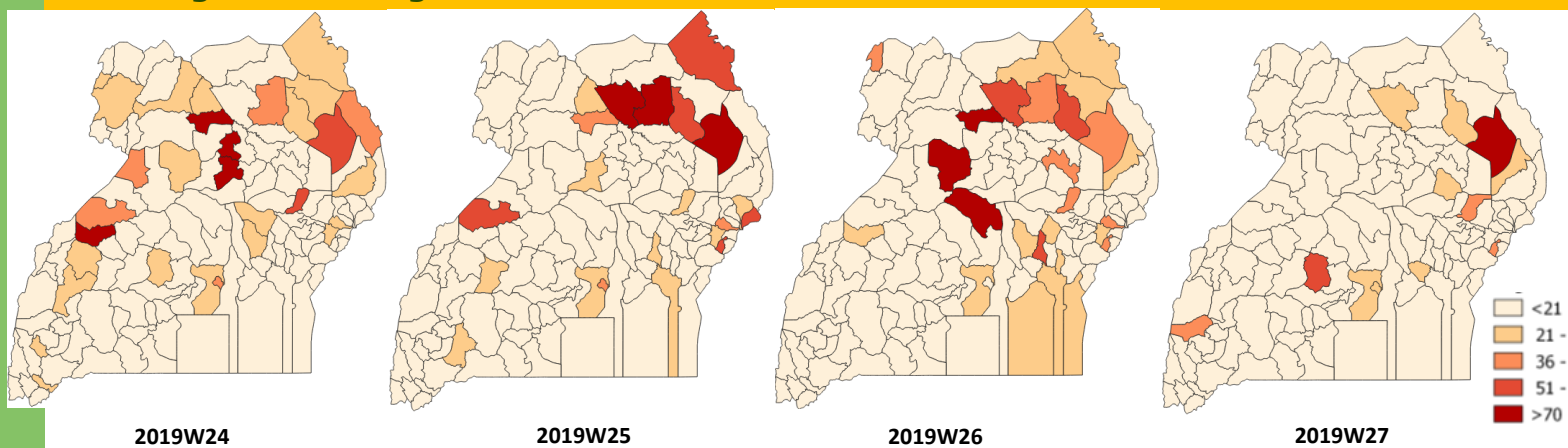
Trends in malaria test positivity rate



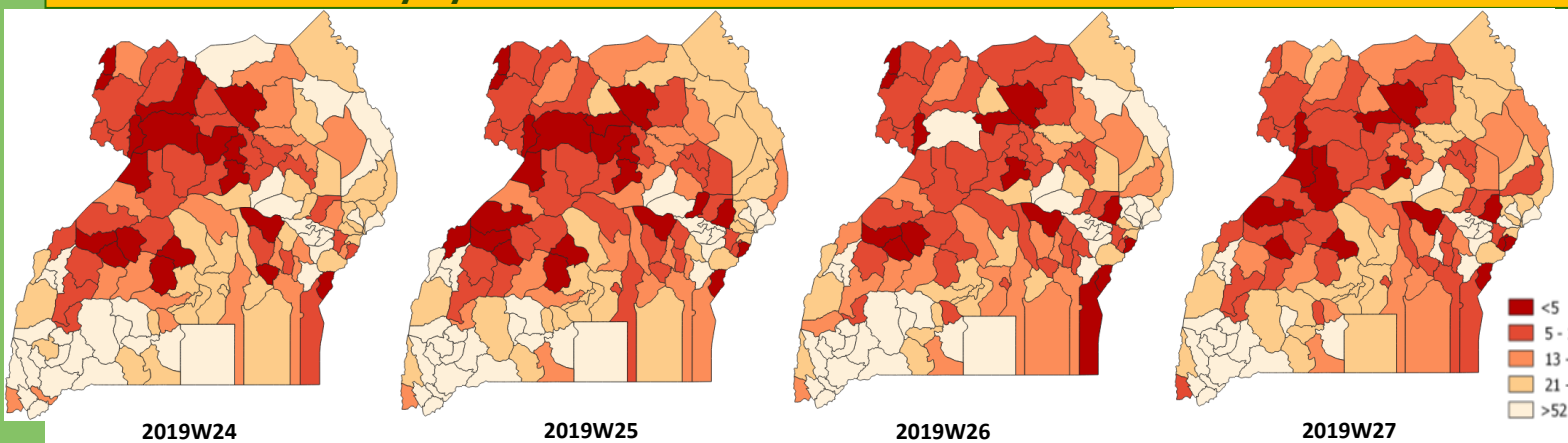
Reporting Rates



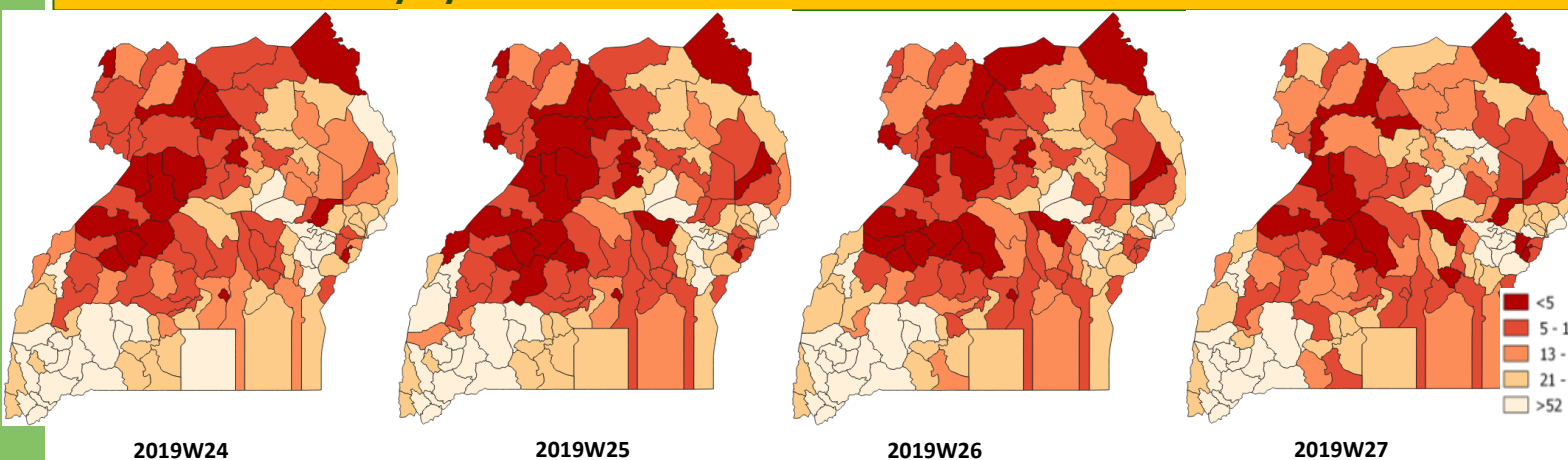
Percentage of Test Negatives Treated



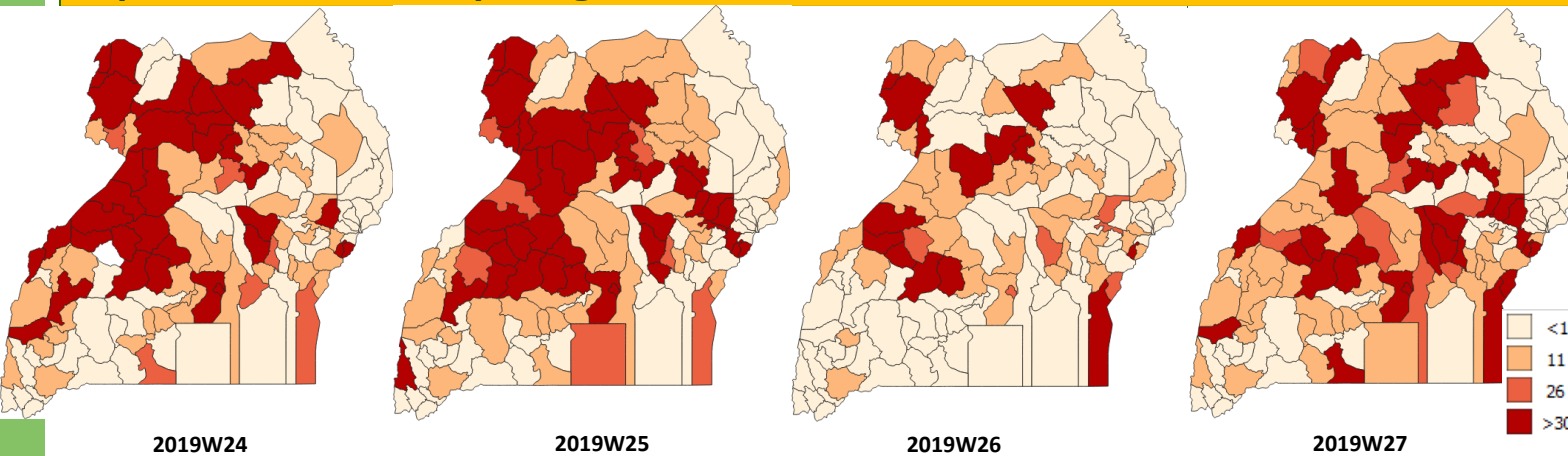
ACTs stock availability by district



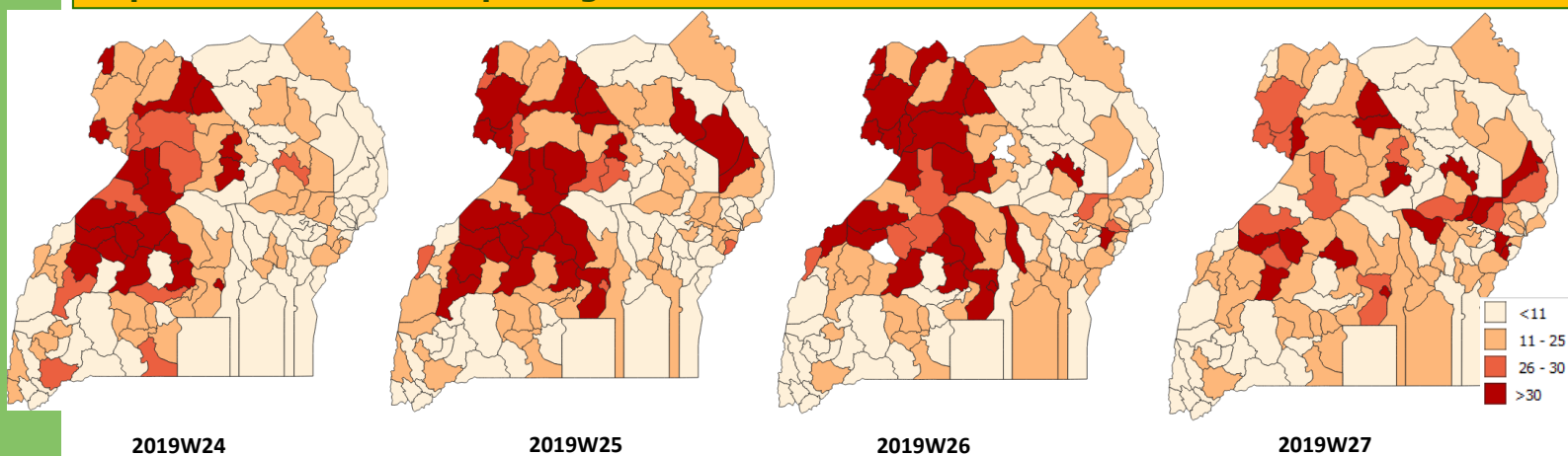
RDT stock availability by district



Proportion of facilities reporting ACT stock outs



Proportion of facilities reporting RDT stockouts



Details of the malaria situation this week

- ◆ High rates of confirmed malaria cases continue in West Nile and Acholi districts. This is corroborated by high TPR (>60%) in those parts of the country. This is also seen in Namayingo and some districts in central Uganda
- ◆ 23 districts have ACT stocks for more than 12 months, While 27 have RDT stocks of more than 12 months
- ◆ 68% (87/128) districts reported >10% of facilities with ACT stockouts. Busoga, Lango, Acholi and West Nile districts, with high malaria incidence are the most affected
- ◆ 61% (78/128) districts reported >10% of their facilities with mRDT stockouts. Districts with high numbers of suspected malaria cases not tested did not have mRDT stocks
- ◆ Among districts, Busia, Buyende, Pader, Kibaale, Omoro and Pakwach reported ACT stock less than 3 weeks.
- ◆ Buliisa, Kiboga, and Nabilatuk Districts reported less than 3 weeks of mRDT stocks.

Recommendations

- ◆ DHT of districts with stock less than a month guided by data to order emergency ACT and RDT stock
- ◆ Conduct Mortality audit in affected districts especially Zombo, Nebbi, Pakwach and Hoima
- ◆ NMCD, NMS and DHT to support redistribution of ACT from overstocked facilities to Northern Uganda
- ◆ NMCD and NMS to avail ACT and RDT to VHTS in Northern Uganda and West Nile
- ◆ Urgent resource mobilisation efforts by NMCD to address high malaria incidence in Northern, West Nile and Busoga regions
- ◆

For further information please contact any of the following:

Jimmy OPIGO
PM NMCP/MoH
opigojimmy@gmail.com

Damian RUTAZAANA
NMCP/MoH
damianamanya@gmail.com

Daniel KYABAYINZE
NMCP/MoH.
kyabayinzed@gmail.com

Denis OKETHWANGU
NMCP/MoH
doothuba@gmail.com

Bayo S FATUNMBI
WHO-IPO/MAL
fatunmbib@who.int

Paul MBAKA
WHO-NPO/AHO
mbakap@who.int

Charles KATUREEBE
WHO-NPO/MAL
katoreebe@who.int