

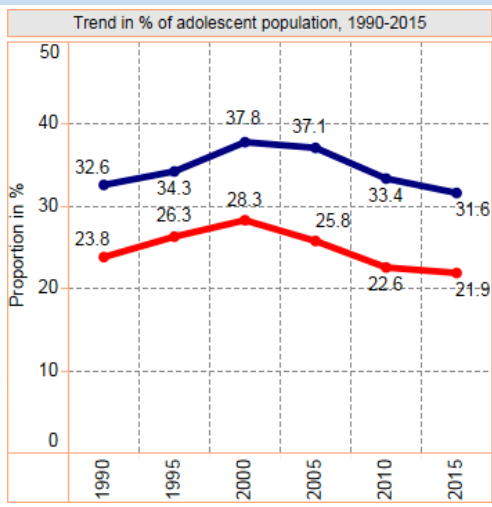


ADOLESCENT HEALTH IN ERITREA



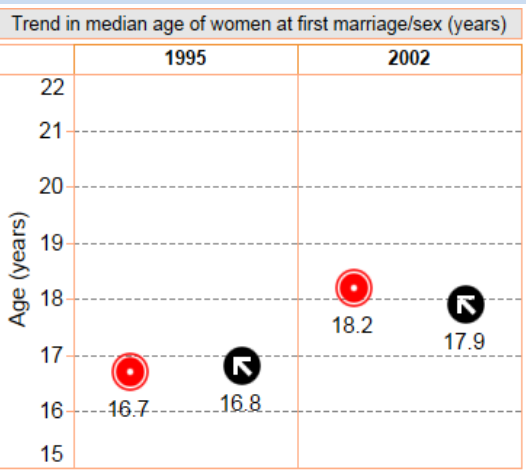
Country profile: An adolescent is a person between 10-19 years of age

Total surface area (million square km)	0.118
Total population (000's)	9,955
Population density (persons/ square km)	48
Urbanized population (%)	23
Adolescent population (000's)	1,085
Adolescent as % of total population	22
Young people (10-24 years) (000's)	1,655
Young people as % of total population	32
Annual average growth rate of population (%)	2.2
Crude birth rate (births/1,000 population)	32
Life expectancy at birth (years)	65
Median age in total population (years)	19



- ✓ National standards for delivery of quality health services to adolescents
- ✓ National strategies for adolescent health
- ✗ No Roadmaps for accelerating HIV prevention testing, treatment and care for adolescents
- ✗ No Adolescent health interventions within the HPV vaccination
- ✗ No Specific target group in national policies for injury prevention among adolescents

Early marriage



Percentage of women 20-24 years married by age 18
47.0%

Women 15-19 years married by age 15
9%

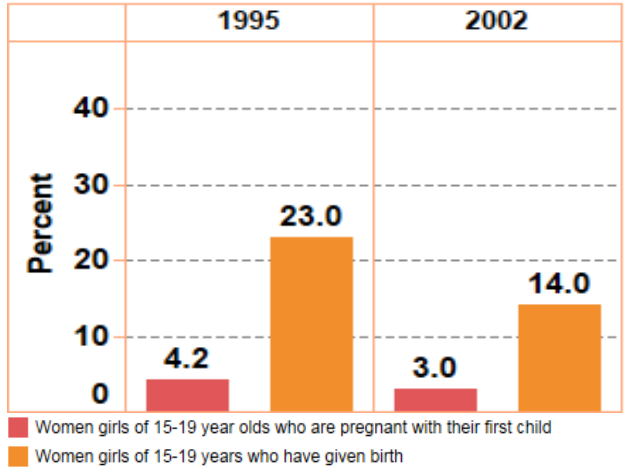
- Median age at 1st marriage (years)
- Median age at 1st sexual intercourse (years)

Percentage of 15-19 year olds currently married or in union (%)

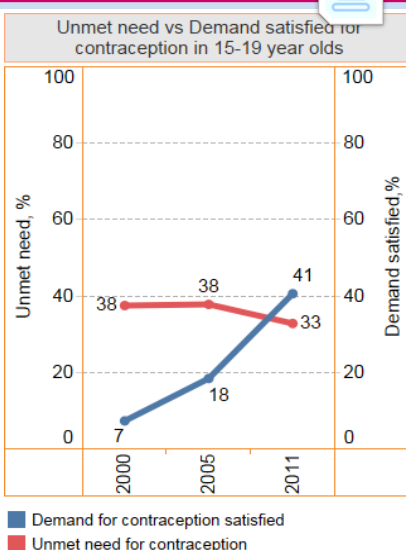
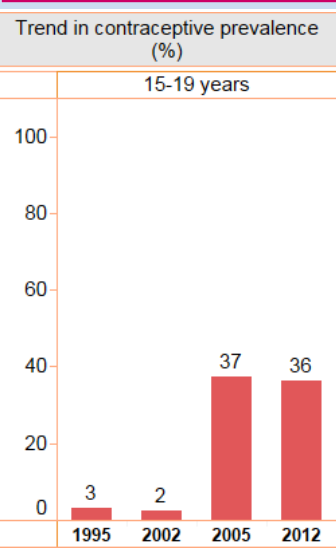
	F	M
	17.4	1.0

Pregnancy

Percentage of 15-19 year olds who have given birth/who are pregnant with their first child



Contraception



HIV/STIs

Comprehensive knowledge of HIV (%)

Year	15-19 years		20-24 years	
	Female	Male	Female	Male
2002	12.3	...	13.5	...
2014	25.0	34.0
2016	22.0	32.0

Prevalence (%) of HIV in 15-19 year olds
<1

Condom use among sexually active during premarital sex (%)

Year	15-19 years		20-24 years	
	Female	Male	Female	Male
1995	88.9
2002
2016

Prevalence (%) of STIs among 15-19 year
...

Data source: 1995-2002 DHS; UNICEF-SOWC 2017; UN DESA, Population Division, WPP 2017; The joint mission from UNICEF and WHO Africa Regional Office June 2017; <http://aidsinfo.unaids.org/#>; WHO-Global health observatory 2018; The World Bank 2018; WHO Global health estimates 2015, Geneva 2016.

For further information: Child and Adolescent Health & Nutrition Programme (afgrhrcan@who.int) Family & Reproductive Health (FRH) cluster



ADOLESCENT HEALTH IN ERITREA



Malnutrition

	Aged 15-19		Aged 20-24	
	Female	Male	Female	Male
Prevalence (%) of chronically malnourished (thin, BMI<18.5)	39.9	...	39.8	...
Prevalence (%) of overweight (BMI between 25.0-29.9)	2.5	...	5.7	...
Prevalence (%) iron deficiency anemia (Hgb<12.0 g/dl for non-pregnant women and Hgb<11.0 g/dl for pregnant women)

Substance use

	Age	Female	Male
Total alcohol consumption among 15-19 year olds (litres of pure alcohol)	15-19	0.2	1.6
Prevalence cigarette or any type of tobacco product use (%)	15-19
	20-24
Prevalence chewing chat (%)	15-19
	20-24



Violence



Percentage of married adolescents who agree that husband is justified



51%

60%

Sexual and gender-based violence

% of married women who have ever experienced physical, sexual or emotional violence committed by their husband or partner	aged 15-19	...
	aged 20-24	...
Percentage of victims women of female genital mutilation (%)	aged 15-19	78.3
	aged 20-24	87.9

Injuries and traffic accidents

Adolescent household members injured and unable to carry out normal daily activities of >6 months (%)	...
Adolescent household members injured or killed in accidental fall (%)	...
Adolescent household members injured or killed in road traffic accident (%)	...



Mental health

	Female	Male
Prevalence of childhood mental illness among 15-19 year olds (%)
Felt seriously worthless/hopeless or wishes to be dead among 15-19 year olds (%)



Immunization

Proportion of adolescent girls vaccinated for HPV to prevent cervical cancer (%)	...
--	-----



Socioeconomic determinants of health

	Female	Male
Literacy rate among 15-19 year olds (%)	3.0	1.9
Percent 15-19 years currently employed (%)	10.1	23.0
Information media use at least once/week among adolescents (%)	53.6	69.9
Social security health insurance among 15-19 year olds (%)

The state of adolescent health

Birth rate per 1000 girls 15-19 year olds	76	Trend in Mortality rates per 100,000 in 15-19 year olds
Girls 15-19 year olds who have given birth or are pregnant with their first child (%)	3.0	1995
		3.3
		5.5



Leading causes of girls' death

Rank, cause name, number of deaths and death rate, age 10-19

Rank	Cause name	Number of deaths	Death rate/100,000 pop
1	Maternal conditions	56	10.5
2	Diarrhoeal diseases	53	9.9
3	Lower respiratory infections	37	6.8
4	Meningitis	34	6.3
5	Road injury	27	5.0

Leading causes of boys' death

Rank, cause name, number of deaths and death rate, age 10-19

Rank	Cause name	Number of deaths	Death rate/100,000 pop
1	Road injury	98	17.8
2	Diarrhoeal diseases	67	12.1
3	Lower respiratory infections	39	7.1
4	Meningitis	34	6.2
5	Interpersonal violence	28	5.1