



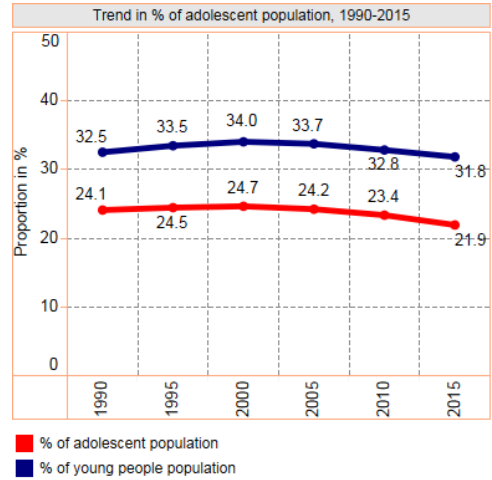
ADOLESCENT HEALTH IN SENEGAL

2018



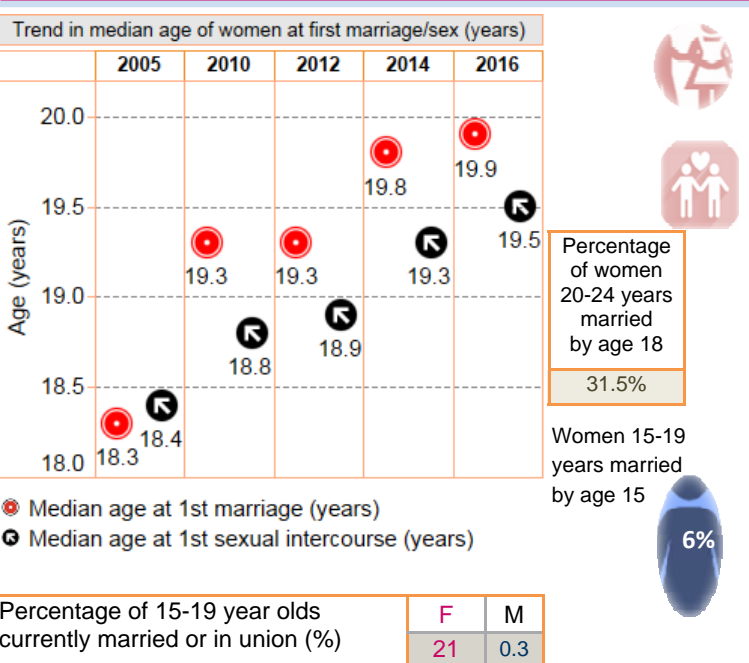
Country profile: An adolescent is a person between 10-19 years of age

Total surface area (million square km)	0.197
Total population (000's)	15,412
Population density (persons/ square km)	77.8
Urbanized population (%)	44
Adolescents population (000's)	3,380
Adolescent as % of total population	22
Young people (10-24 years) (000's)	4,819
Young people as % of total population	32
Annual average growth rate of population (%)	2.6
Crude birth rate (births/1,000 population)	36
Life expectancy at birth (years)	67
Median age in total population (years)	18
Birth rate per 1000 girls 15-19 year olds	80

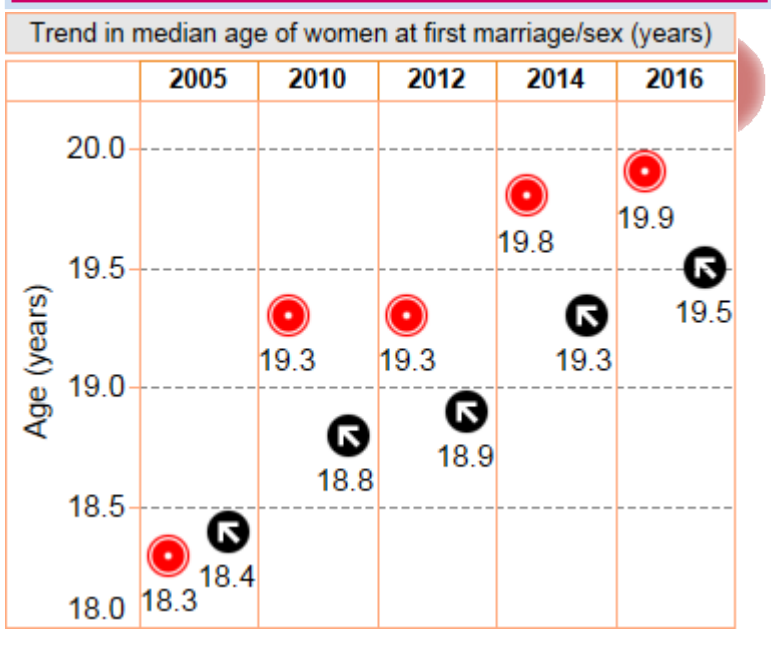


- ✓ National standards for delivery of quality health services to adolescents
- ✓ National strategies for adolescent health
- ✗ No roadmaps for accelerating HIV prevention testing, treatment and care for adolescents
- ✓ Adolescent health interventions within the HPV vaccination
- ✓ Specific target group in national policies for injury prevention among adolescents

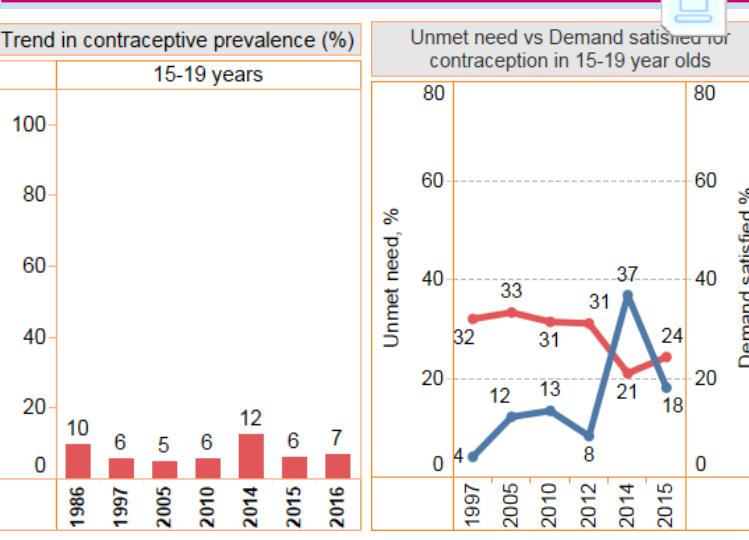
Early marriage



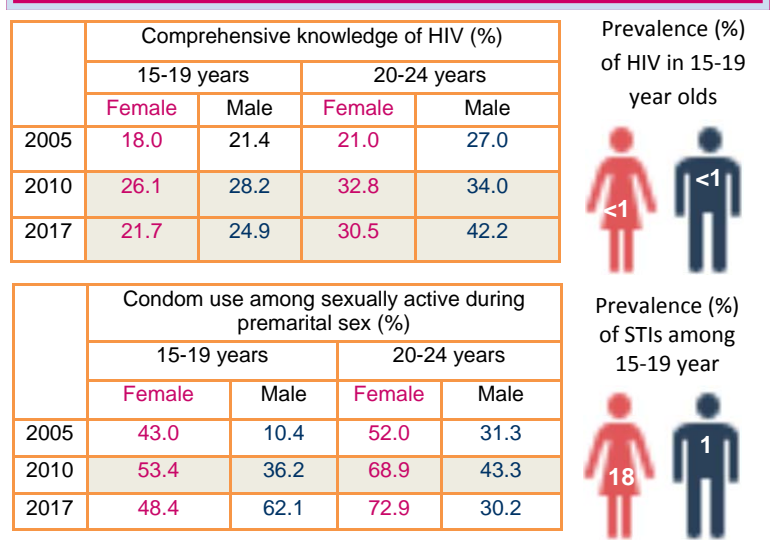
Pregnancy



Contraception



HIV/STIs



Data source: 1992-2012 DHS; UNICEF-SOWC 2017; UN DESA, Population Division, WPP 2017; The joint mission from UNICEF and WHO Africa Regional Office June 2017; <http://aidsinfo.unaids.org/#>; WHO-Global health observatory 2018; The World Bank 2018; WHO Global health estimates 2015, Geneva 2016.

For further information: Child and Adolescent health & Nutrition Programme (afrgofrhc@who.int) Family & Reproductive Health (FRH) cluster





ADOLESCENT HEALTH IN SENEGAL 2018



Malnutrition

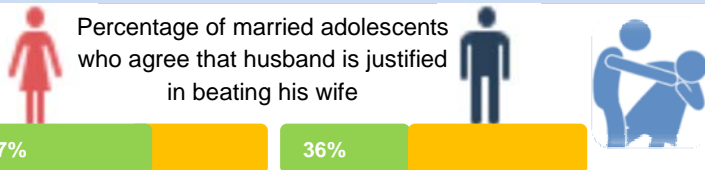
	Aged 15-19		Aged 20-24	
	Female	Male	Female	Male
Prevalence (%) of chronically malnourished (thin, BMI<18.5)	34.5	51.4	28.2	22.9
Prevalence (%) of overweight (BMI between 25.0-29.9)	6.6	0.4	10.0	1.9
Prevalence (%) iron deficiency anemia (Hgb<12.0 g/dl for non-pregnant women and Hgb<11.0 g/dl for pregnant women)	55.5	54.0	59.3	25.4

Substance use

	Age	Female	Male
Total alcohol consumption among 15-19 year olds (litres of pure alcohol)	15-19	0.0	0.2
	20-24	0.2	5.6
Prevalence cigarette or any type of tobacco product use (%)	15-19	0.2	15.0
	20-24	0.2	15.0
Prevalence chewing chat (%)	15-19
	20-24



Violence



Sexual and gender-based violence

% of married women who have ever experienced physical, sexual or emotional violence committed by their husband or partner	aged 15-19	...
	aged 20-24	...
Percentage of victims women of female genital mutilation (%)	aged 15-19	20.6
	aged 20-24	22.6

Injuries and traffic accidents

Adolescent household members injured and unable to carry out normal daily activities of >6 months (%)	...
Adolescent household members injured or killed in accidental fall (%)	...
Adolescent household members injured or killed in road traffic accident (%)	...



Mental health

	Female	Male
Prevalence of childhood mental illness among 15-19 year olds (%)
Felt seriously worthless/hopeless or wishes to be dead among 15-19 year olds (%)



Immunization

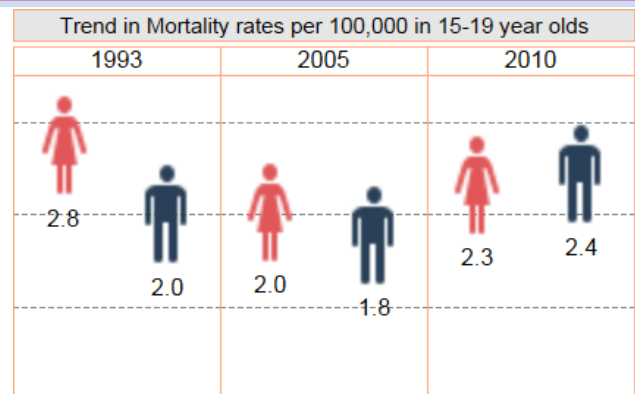
Proportion of adolescent girls vaccinated for HPV to	...
--	-----



Socioeconomic determinants of health

	Female	Male
Literacy rate among 15-19 year olds (%)	64.7	70.5
Percent 15-19 years currently employed (%)	20.9	52.4
Information media use at least once/week among adolescents (%)	75.9	68.8
Social security health insurance among 15-19 year olds (%)	0.5	0.7

Adolescent Mortality



Leading causes of girls' death

Rank, cause name, number of deaths and death rate, age 10-19

Rank	Cause name	Number of deaths	Death rate/100, 000 pop
1	Malaria	169	10.1
2	Meningitis	162	9.7
3	Road injury	157	9.4
4	Maternal conditions	140	8.3
5	Lower respiratory infections	128	7.6

Leading causes of boys' death

Rank, cause name, number of deaths and death rate, age 10-19

Rank	Cause name	Number of deaths	Death rate/100, 000 pop
1	Road injury	426	25.0
2	Meningitis	194	11.4
3	Malaria	192	11.2
4	Interpersonal violence	133	7.8
5	Lower respiratory infections	126	7.4