



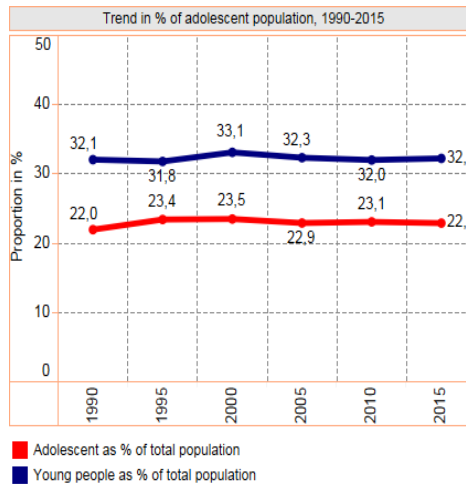
ADOLESCENT HEALTH IN GAMBIA

2018



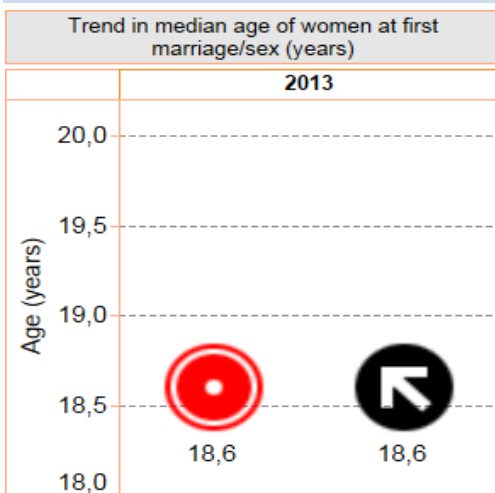
Country profile: An adolescent is a person between 10-19 years of age

Total surface area (million sq. km)	0,011
Total population (000's)	2 038,501
Population density (persons/sq km)	195,414
Urbanized population (%)	60,224
Adolescent population (000's)	466,853
Adolescent as % of total population	22,902
Young people (10-24 years) (000's)	641,715
Young people as % of total population	32,246
Annual average growth rate of population (%)	2,762
Crude birth rate (births per 1,000 population)	39,482
Life expectancy at birth (years)	61,193
Median age of the total population (years)	17,004
Birth rate per 1000 girls 15-19 years olds	88,000



- ✗ No National standards for delivery of quality health services to adolescents
- ✗ No National strategies for adolescent health
- ✗ No roadmaps for accelerating HIV prevention testing, treatment and care for adolescents
- ✓ Adolescent health interventions within the HPV
- ✓ Specific target group in national policies for injury prevention among adolescents

Early marriage



Percentage of women 20-24 years married by age 18

30.4%

Women 15-19 years married by age 15

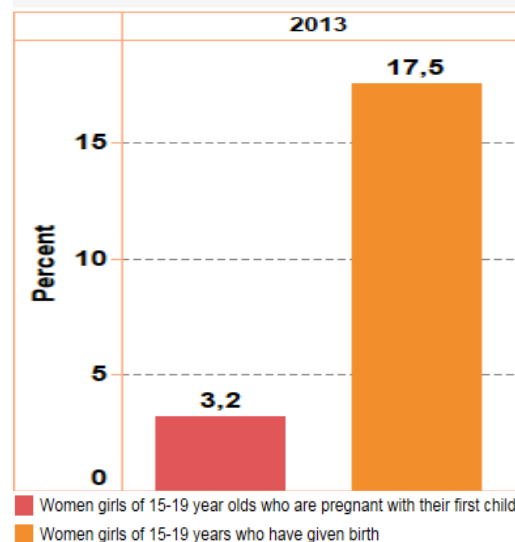
6%

- Median age at 1st marriage (years)
- Median age at 1st sexual intercourse (years)

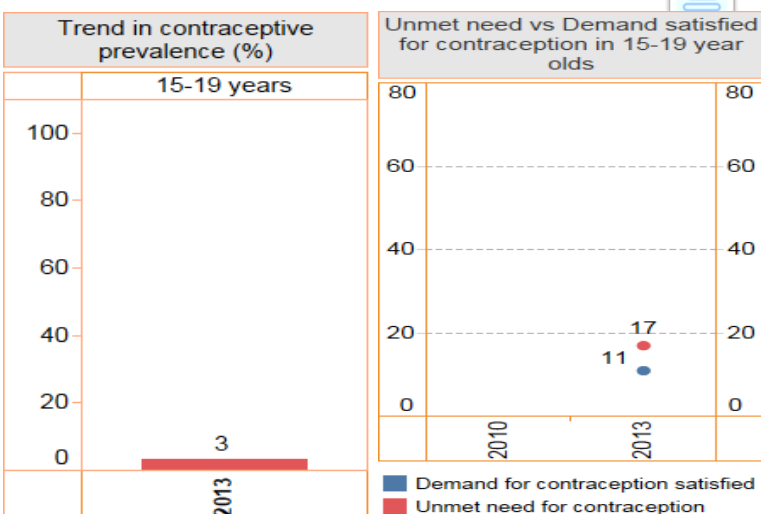
Percentage of 15-19 year olds currently married or in union (%)	F	M
	24	0.3

Pregnancy

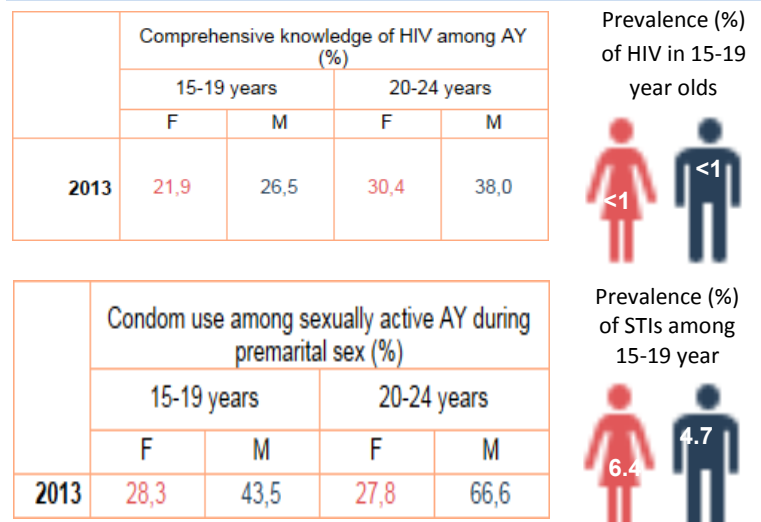
Percentage of 15-19 year olds who have given birth/who are pregnant with their first child



Contraception



HIV/STIs





ADOLESCENT HEALTH IN GAMBIA 2018



Malnutrition

		15-19 years		20-24 years	
		F	M	F	M
Percentage of AY who are thin according to BMI (<18.5)	2013	27,0		18,0	
Prevalence (%) of overweight (BMI between 25.0-29.9)	2013	6,9		11,0	
Prevalence (%) of iron deficiency anemia among AY (Hgb<12.0 g/dl for non-pregnant women and Hgb<11.0 g/dl for pregnant women)	2013	58,2		61,4	

Substance use

				F	M
Total alcohol consumption among 15-19 year olds (litres of pure alcohol)	15-19 years	2010		0,1	0,4
Prevalence cigarette or any other tobacco product use (%)	15-19 years	2013		0,1	4,7
	20-24 years	2013		0,1	20,9



Violence

Percentage of married adolescents who agree that husband is justified in beating his wife

58%

42%



Injuries and traffic accidents

Adolescent household members injured and unable to carry out normal daily activities of >6 months (%)	...
Adolescent household members injured or killed in accidental fall (%)	...
Adolescent household members injured or killed in road traffic accident (%)	...



Mental health

	Female	Male
Prevalence of childhood mental illness among 15-19 year olds (%)
Felt seriously worthless/hopeless or wishes to be dead among 15-19 year olds (%)



Immunization

Proportion of adolescent girls vaccinated for HPV to prevent cervical cancer (%)	...
----------------------------------------------------------------------------------	-----



Socioeconomic determinants of health

		F	M
Percentage of 15-19 years literate (%)	2013	64,8	76,4
Percentage of 15-19 year olds currently employed (%)	2013	16,7	30,3
Information media use at least once/week among adolescents (%)	2016	69,7	82,2

Adolescent Mortality

Trend in Mortality rates per 100,000 in 15-19 year olds

2013



0,8



1,5

Leading causes of girls' death

Rank, cause name, number of deaths and death rate, age 10-19

Rank	Cause name	Number of deaths	Death rate/100, 000 pop
1	Meningitis	50	21,4
2	Maternal conditions	49	21,2
3	Lower respiratory infections	48	20,8
4	Malaria	33	14,2
5	Road injury	28	11,8

Leading causes of boys' death

Rank, cause name, number of deaths and death rate, age 10-19

Rank	Cause name	Number of deaths	Death rate/100, 000 pop
1	Road injury	62	26,4
2	Meningitis	50	21,4
3	Lower respiratory infections	40	17,2
4	Malaria	34	14,3
5	Interpersonal violence	22	9,6