



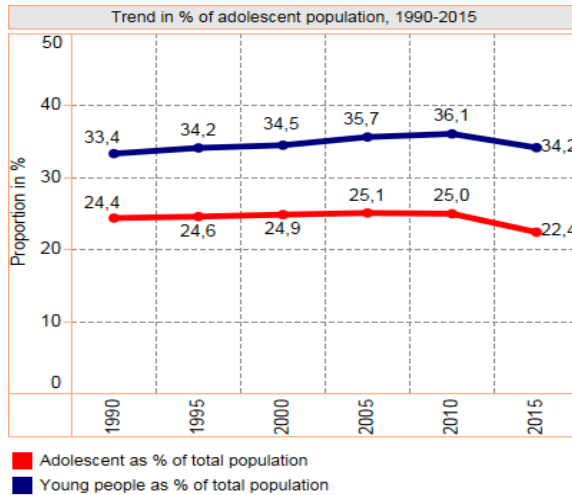
ADOLESCENT HEALTH IN LESOTHO

2018



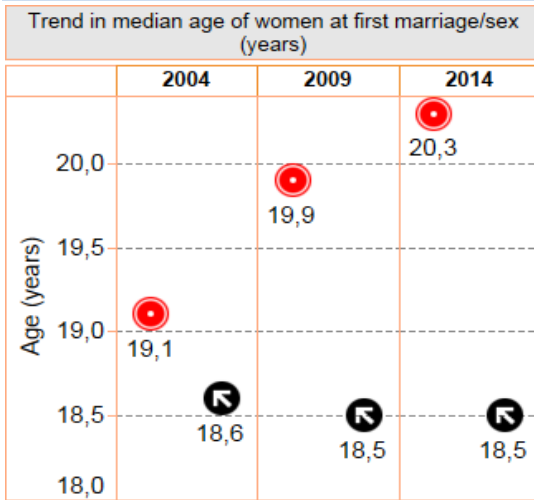
Country profile: An adolescent is a person between 10-19 years of age

Total surface area (million sq. km)	0,030
Total population (000's)	2 203,821
Population density (persons/sq km)	71,629
Urbanized population (%)	27,840
AdolescentS population (000's)	494,580
Adolescent as % of total population	22,442
Young people (10-24 years) (000's)	729,730
Young people as % of total population	34,192
Annual average growth rate of population (%)	1,203
Crude birth rate (births per 1,000 population)	27,872
Life expectancy at birth (years)	54,174
Median age of the total population (years)	21,329
Birth rate per 1000 girls 15-19 years olds	94,000



- ✓ National standards for delivery of quality health services to adolescents
- ✓ National strategies for adolescent health
- ✗ No Roadmaps for accelerating HIV prevention testing, treatment and care for adolescents
- ✗ No Adolescent health interventions within the HPV
- ✓ Specific target group in national policies for injury prevention among adolescents

Early marriage



Percentage of women 20-24 years married by age 18

23%

Women 15-19 years married by age 15

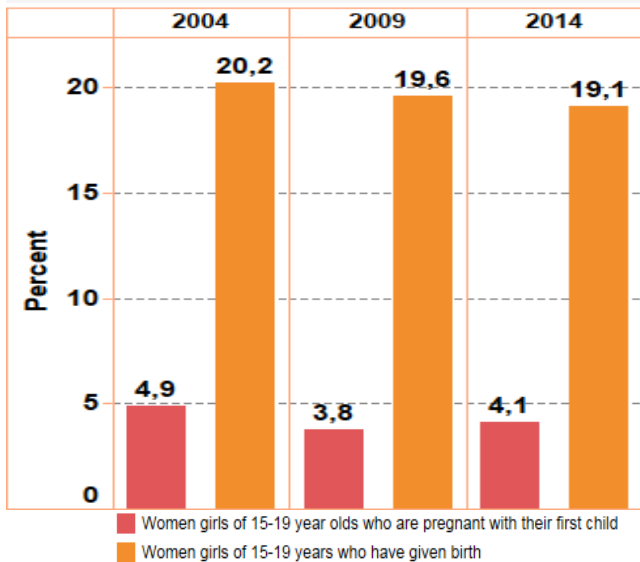
1%

Percentage of 15-19 year olds currently married or in union (%)

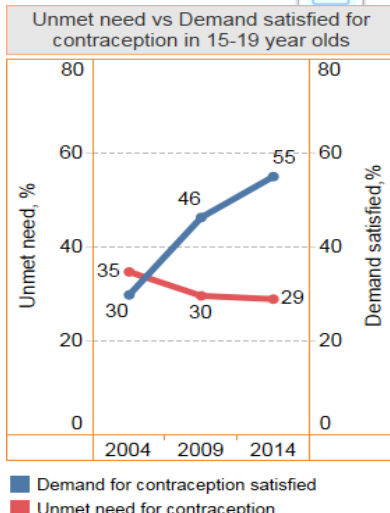
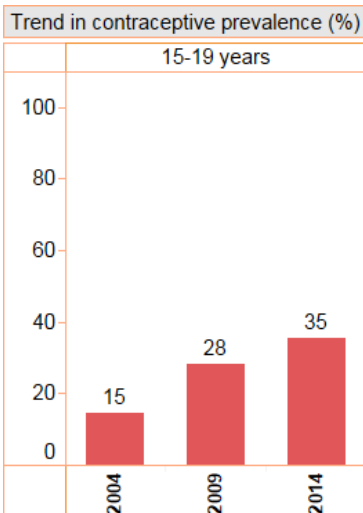
	F	M
	18	1

Pregnancy

Percentage of 15-19 year olds who have given birth/who are pregnant with their first child



Contraception



HIV/STIs


Comprehensive knowledge of HIV

	15-19 years				20-24 years			
	F	M	F	M	F	M	F	M
2014	34,8	29,7	40,6	32,3				
2004	27,5	19,0	27,1	19,6				
2009	34,0	26,2	41,2	27,5				


Condom use among sexually active during premarital sex (%)

	15-19 years		20-24 years	
	F	M	F	M
2004	46,8		65,2	
2009	63,1	62,5	68,6	67,7
2014	80,1	77,8	84,4	81,6

Prevalence (%) of HIV in 15-19 year olds



Prevalence (%) of STIs among 15-19 year





ADOLESCENT HEALTH IN LESOTHO 2018



Malnutrition

	Year	15-19 years		20-24 years	
		F	M	F	M
Percentage of AY who are thin according to BMI (<18.5)	2009	12,3	36,4	4,0	15,0
	2014	9,0	27,4	6,4	9,6
Prevalence (%) of overweight (BMI between 25.0-29.9)	2009	16,2	1,1	25,3	4,0
	2014	15,3	2,0	22,4	5,7
Prevalence (%) of iron deficiency anemia among AY (Hgb<12.0 g/dl for non-pregnant women and Hgb<11.0 g/dl for pregnant women)	2009	21,3	13,0	28,1	9,2
	2014	24,1	16,7	28,3	9,5

Substance use

	Age Group	Year	F	M
			Total alcohol consumption among 15-19 year olds (litres of pure alcohol)	15-19 years
Prevalence cigarette or any other tobacco product use (%)	15-19 years	2009	0,3	17,5
		2014	0,4	21,4
	20-24 years	2009	2,2	
		2014	2,2	

Violence



Percentage of married adolescents who agree that husband is justified in beating his wife



48%

49%

Injuries and traffic accidents

Adolescent household members injured and unable to carry out normal daily activities of >6 months (%)	...
Adolescent household members injured or killed in accidental fall (%)	...
Adolescent household members injured or killed in road traffic accident (%)	...



	Age Group	Year	F
			Prevalence of femal genital mutilation/cutting among AY women
2009			
20-24 years	2004		
	2014		

Mental health

	Female	Male
Prevalence of childhood mental illness among 15-19 year olds (%)
Felt seriously worthless/hopeless or wishes to be dead among 15-19 year olds (%)



Immunization

Proportion of adolescent girls vaccinated for HPV to prevent cervical cancer (%)	...
--	-----




Socioeconomic determinants of health

	Year	F	M
		Percentage of 15-19 years literate (%)	2009
	2014	98,9	92,0
	Percentage of 15-19 year olds currently employed (%)	2009	13,6
	2014	10,4	35,2
	Information media use at least once/week among adolescents (%)	2016	65,5

Adolescent Mortality

Trend in Mortality rates per 100,000 in 15-19 year olds



Leading causes of girls' death

Rank, cause name, number of deaths and death rate, age 10-19

Rank	Cause name	Number of deaths	Death rate/100, 000 pop
1	HIV/AIDS	167	67,7
2	Diarrhoeal diseases	31	12,7
3	Lower respiratory infections	26	10,7
4	Maternal conditions	23	9,2
5	Tuberculosis	21	8,4

Leading causes of boys' death

Rank, cause name, number of deaths and death rate, age 10-19

Rank	Cause name	Number of deaths	Death rate/100, 000 pop
1	HIV/AIDS	177	71,3
2	Road injury	38	15,1
3	Interpersonal violence	35	14,2
4	Diarrhoeal diseases	31	12,6
5	Self-harm	30	11,9