

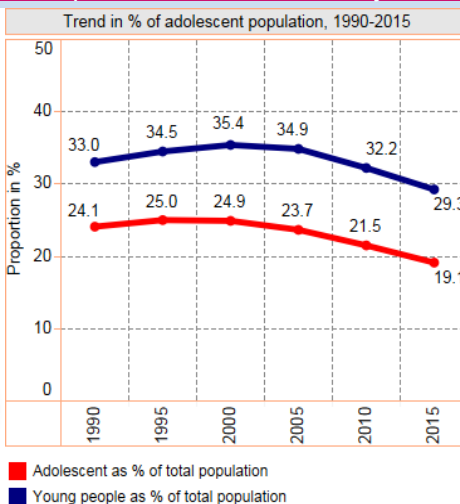


ADOLESCENT HEALTH IN BOTSWANA 2018



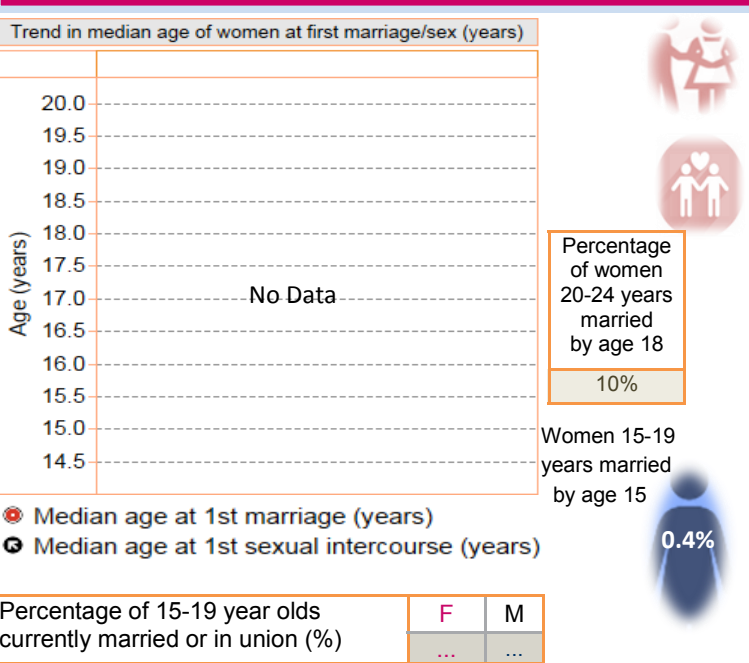
Country profile: An adolescent is a person between 10-19 years of age

Total surface area (million sq. km)	0.5817
Total population (000's)	2,250.2600
Population density (persons/sq km)	3.8981
Urbanized population (%)	57.7100
Adolescent population (000's)	430.6880
Adolescent as % of total population	19.1395
Young people (10-24 years) (000's)	661.5590
Young people as % of total population	29.2599
Annual average growth rate of population (%)	1.5623
Crude birth rate (births per 1,000 population)	23.6690
Life expectancy at birth (years)	66.7970
Median age of the total population (years)	24.3670
Birth rate per 1000 girls 15-19 years olds	39.0000

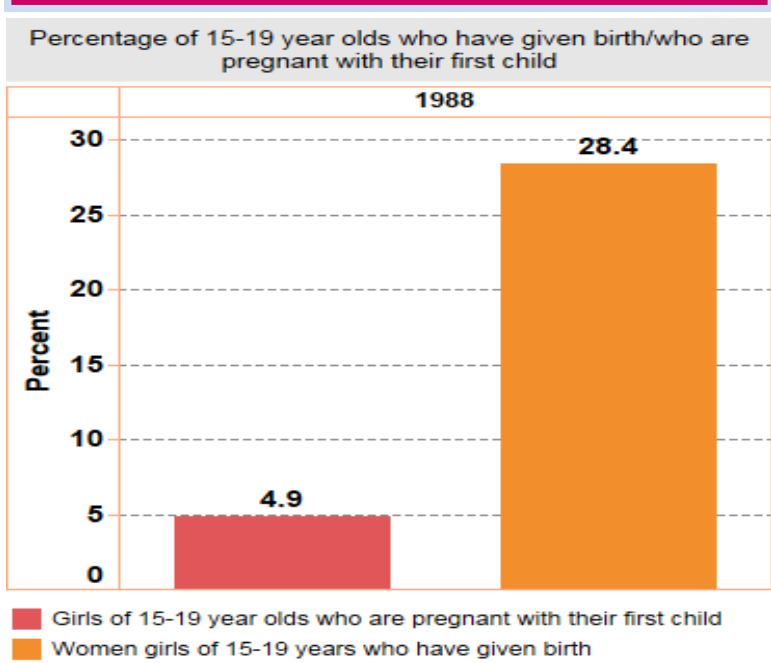


National standards for delivery of quality health services to adolescents	✗
National strategies for adolescent health	✓
Roadmap for accelerating HIV prevention	✓
Integration of adolescent health interventions with the HPV vaccination	✓
Existence of a specific target group in national policies/strategies/plans for injury prevention in adolescents	✓

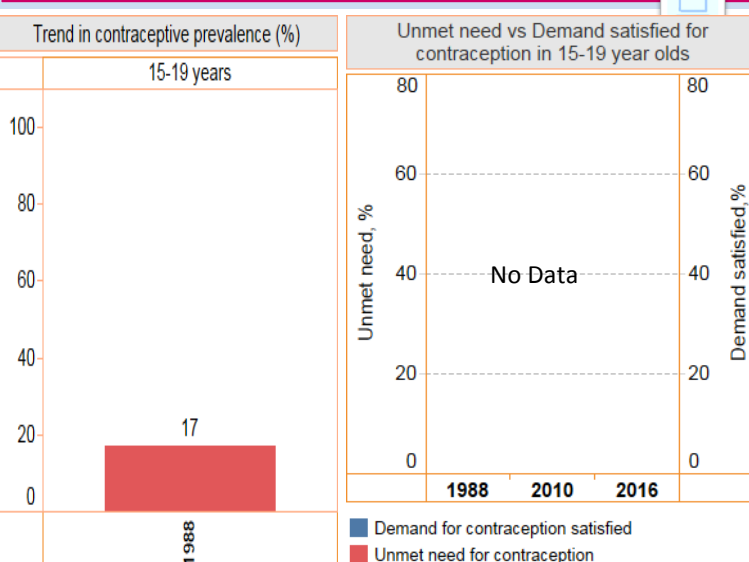
Early marriage



Pregnancy



Contraception



HIV/STIs

	Comprehensive knowledge of HIV				Prevalence (%) of HIV in 15-19 year olds
	15-19 years		20-24 years		
	Female	Male	Female	Male	

	Condom use among sexually active during premarital sex (%)				Prevalence (%) of STIs among 15-19 year
	15-19 years		20-24 years		
	Female	Male	Female	Male	

Data source: 1998-2010 DHS; UNICEF-SOWC 2017; UN DESA, Population Division, WPP 2017; The joint mission from UNICEF and WHO Africa Regional Office June 2017; <http://aidsinfo.unaids.org/#>; WHO; Global health observatory 2018; The World Bank 2018; WHO Global health estimates 2015, Geneva 2016.

For further information: Child and Adolescent Health & Nutrition Programme (afgrfrcan@who.int); Family & Reproductive Health (FRH) cluster





ADOLESCENT HEALTH IN BOTSWANA 2018



Malnutrition

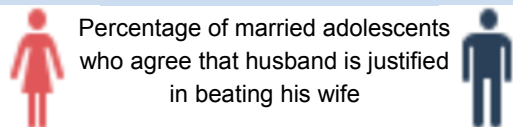
	15-19 years	20-24 years
	Female	Male
Prevalence (%) of chronically malnourished (thin, BMI<18.5)		
Prevalence (%) of overweight (BMI between 25.0-29.9)	No Data	
Prevalence (%) of iron deficiency anemia (Hgb<12.0 g/dl for non-pregnant women and Hgb<11.0 g/dl for pregnant women)		

Substance use

			Female	Male
Total alcohol consumption among 15-19 year olds (litres ..	15-19 years	2010	3.6	14.2
Prevalence cigarette or any other tobacco product use (%)	15-19 years			
	20-24 years		No Data	
Prevalence of chewing chat among AY (%)	15-19 years			
	20-24 years			



Violence



Percentage of married adolescents who agree that husband is justified in beating his wife

No Data



Injuries and traffic accidents

Adolescent household members injured and unable to carry out normal daily activities of >6 months (%)	...
Adolescent household members injured or killed in accidental fall (%)	...
Adolescent household members injured or killed in road traffic accident (%)	...



			Female
% of married women who have ever experienced physical or sexual or emotional violence committed by their husband or partner	15-19 years	2016	
	20-24 years	2016	

Mental health

	Female	Male
	Prevalence of childhood mental illness among 15-19 year olds (%)	...
Felt seriously worthless/hopeless or wishes to be dead among 15-19 year olds (%)



Immunization

Proportion of adolescent girls vaccinated for HPV to prevent cervical cancer (%)	...
--	-----



Socioeconomic determinants of health

		Female	Male
Literacy rate among 15-19 year olds (%)	2016		
Percent 15-19 year currently employed (%)	2016		
Information media use at least once/week among adolescents (%)	2016	No Data	
Social security health insurance among 15-19 year olds (%)	2016		

Adolescent Mortality

Trend in Mortality rates per 100,000 in 15-19 year olds

No Data

Leading causes of girls' death

Rank, cause name, number of deaths and death rate, age 10-19

Rank	Cause name	Number of deaths	Death rate/100, 000 pop
1	HIV/AIDS	96	44.7
2	Lower respiratory infections	13	5.9
3	Road injury	10	4.5
4	Diarrhoeal diseases	7	3.5
5	Maternal conditions	7	3.1

Leading causes of boys' death

Rank, cause name, number of deaths and death rate, age 10-19

Rank	Cause name	Number of deaths	Death rate/100, 000 pop
1	HIV/AIDS	113	52.2
2	Road injury	31	14.3
3	Self-harm	19	8.6
4	Lower respiratory infections	13	6.2
5	Diarrhoeal diseases	9	4.2