



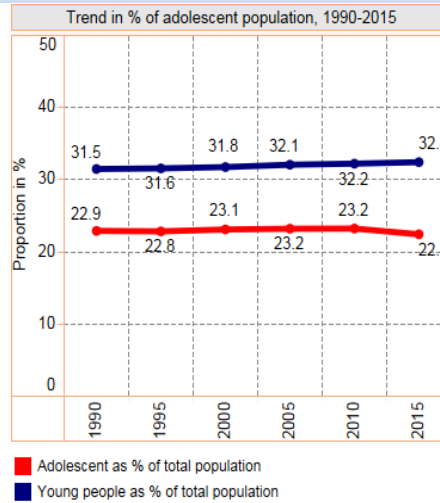
ADOLESCENT HEALTH IN BENIN

2018



Country profile: An adolescent is a person between 10-19 years of age

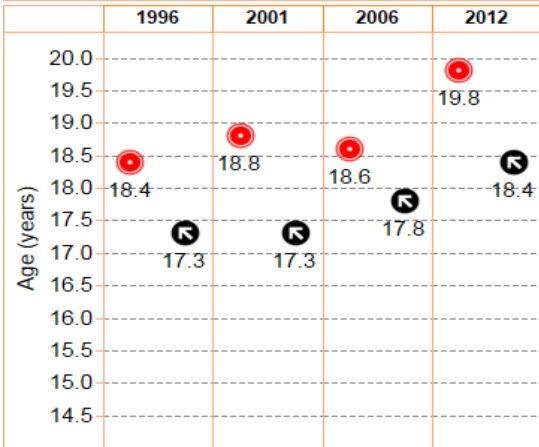
Total surface area (million sq. km)	0.1148
Total population (000's)	10,872.0000
Population density (persons/sq km)	93.7917
Urbanized population (%)	44.0000
Adolescent population (000's)	2,439.5270
Adolescent as % of total population	22.4380
Young people (10-24 years) (000's)	3,529.4320
Young people as % of total population	32.4362
Annual average growth rate of population (%)	2.6000
Crude birth rate (births per 1,000 population)	37.0000
Life expectancy at birth (years)	61.0000
Median age of the total population (years)	18.2470
Birth rate per 1000 girls 15-19 years olds	94.0000



National standards for delivery of quality health services to adolescents	✓
National strategies for adolescent health	✓
Roadmap for accelerating HIV prevention	✗
Integration of adolescent health interventions with the HPV vaccination	✗
Existence of a specific target group in national policies/strategies/plans for injury prevention in adolescents	✗

Early marriage

Trend in median age of women at first marriage/sex (years)



Percentage of women 20-24 years married by age 18

32%

Women 15-19 years married by age 15

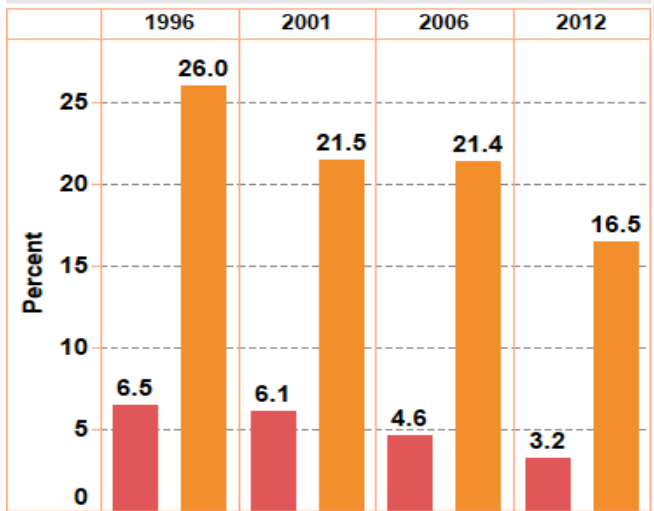
4%

- Median age at 1st marriage (years)
- Median age at 1st sexual intercourse (years)

Percentage of 15-19 year olds currently married or in union (%)	F	M
	16	1

Pregnancy

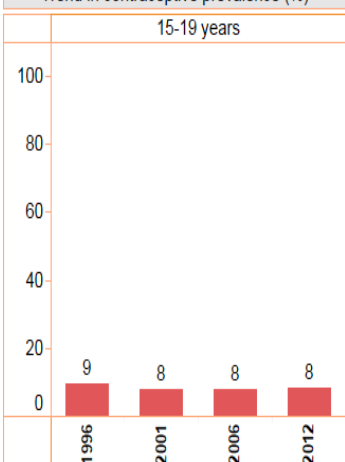
Percentage of 15-19 year olds who have given birth/who are pregnant with their first child



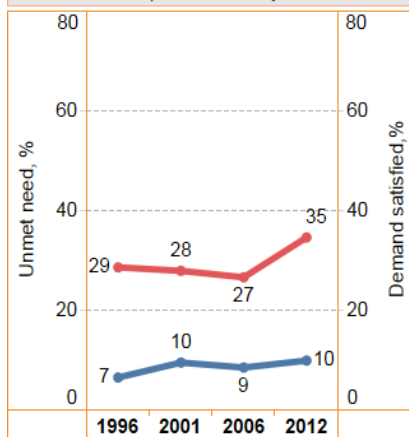
- Girls of 15-19 year olds who are pregnant with their first child
- Women girls of 15-19 years who have given birth

Contraception

Trend in contraceptive prevalence (%)



Unmet need vs Demand satisfied for contraception in 15-19 year olds




- Demand for contraception satisfied
- Unmet need for contraception

HIV/STIs


	Comprehensive knowledge of HIV			
	15-19 years		20-24 years	
	Female	Male	Female	Male
2001	11.7		12.6	
2006	16.6	30.6	15.2	40.9
2012	25.5	27.1	23.5	36.9

Prevalence (%) of HIV in 15-19 year olds



	Condom use among sexually active during premarital sex (%)			
	15-19 years		20-24 years	
	Female	Male	Female	Male
2001	17.4	34.5	21.1	36.7
2006	26.4	42.8	29.6	49.9
2012	37.9	41.0	38.9	50.1

Prevalence (%) of STIs among 15-19 year





ADOLESCENT HEALTH IN BENIN

2018



Malnutrition

		15-19 years		20-24 years	
		Female	Male	Female	Male
Prevalence (%) of chronically malnourished (thin, BMI<18.5)	1996	16.8		14.6	
	2001	15.8		11.0	
	2006	13.9		9.4	
	2012	13.2		7.4	
Prevalence (%) of overweight (BMI between 25.0-29.9)	1996	2.0		4.2	
	2001	5.9		11.2	
	2006	6.0		9.3	
	2012	9.2		13.5	
Prevalence (%) of iron deficiency anemia (Hgb<12.0 g/dl for non-pregnant women and Hgb<11.0 g/dl for pregnant women)	2001	65.2		65.4	
	2006	59.2		63.1	
	2012	41.6		41.0	

Substance use

			Female		Male	
Total alcohol consumption among 15-19 year olds (litres of pure alcohol)	15-19 years	2010	1.6		4.2	
		2006	0.6			
	20-24 years	2006	0.6			
		2012	0.5		6.6	



Violence

Percentage of married adolescents who agree that husband is justified in beating his wife



Injuries and traffic accidents

Adolescent household members injured and unable to carry out normal daily activities of >6 months (%)	...
Adolescent household members injured or killed in accidental fall (%)	...
Adolescent household members injured or killed in road traffic accident (%)	...



Mental health

	Female	Male
Prevalence of childhood mental illness among 15-19 year olds (%)
Felt seriously worthless/hopeless or wishes to be dead among 15-19 year olds (%)



Immunization

Proportion of adolescent girls vaccinated for HPV to prevent cervical cancer (%)	...
--	-----

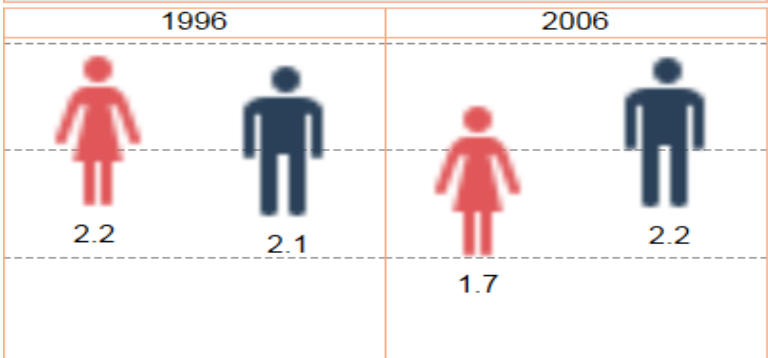


Socioeconomic determinants of health

		Female	Male
Literacy rate among 15-19 year olds (%)	2012	65.6	78.8
Percent 15-19 year currently employed (%)	2012	37.5	35.7
Information media use at least once/week among adolescents (%)	2016	56.9	68.2
Social security health insurance among 15-19 year olds (%)	2012	0.6	0.3

Adolescent Mortality

Trend in Mortality rates per 100,000 in 15-19 year olds



Leading causes of girls' death

Rank, cause name, number of deaths and death rate, age 10-19

Rank	Cause name	Number of deaths	Death rate/100, 000 pop
1	Meningitis	264	21.9
2	Lower respiratory infections	235	19.5
3	Sickle cell disorders and trait	188	15.6
4	Diarrhoeal diseases	172	14.3
5	Maternal conditions	152	12.6

Leading causes of boys' death

Rank, cause name, number of deaths and death rate, age 10-19

Rank	Cause name	Number of deaths	Death rate/100, 000 pop
1	Road injury	281	22.7
2	Meningitis	203	16.4
3	Lower respiratory infections	176	14.3
4	Diarrhoeal diseases	128	10.4
5	Malaria	119	9.6