



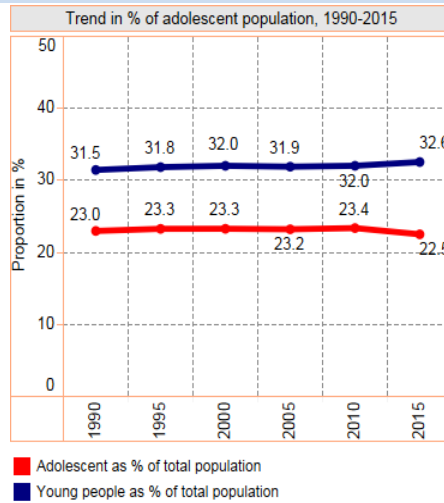
ADOLESCENT HEALTH IN ANGOLA

2018



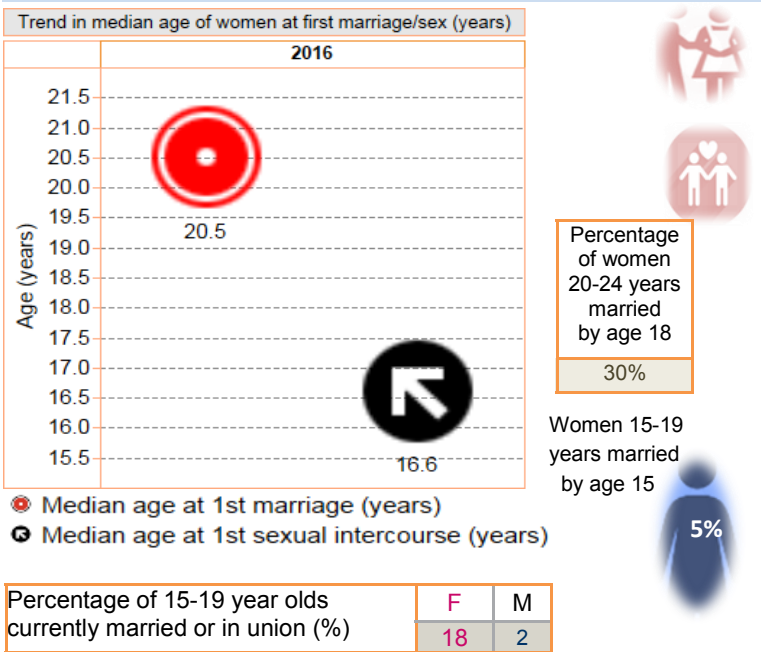
Country profile: An adolescent is a person between 10-19 years of age

Total surface area (million sq. km)	1.2467
Total population (000's)	28,813.4630
Population density (persons/sq km)	22.3464
Urbanized population (%)	44.8190
Adolescent population (000's)	6,486.0410
Adolescent as % of total population	22.5105
Young people (10-24 years) (000's)	8,144.1340
Young people as % of total population	32.5514
Annual average growth rate of population (%)	3.1386
Crude birth rate (births per 1,000 population)	41.8190
Life expectancy at birth (years)	61.5470
Median age of the total population (years)	16.4000
Birth rate per 1000 girls 15-19 years olds	190.9000

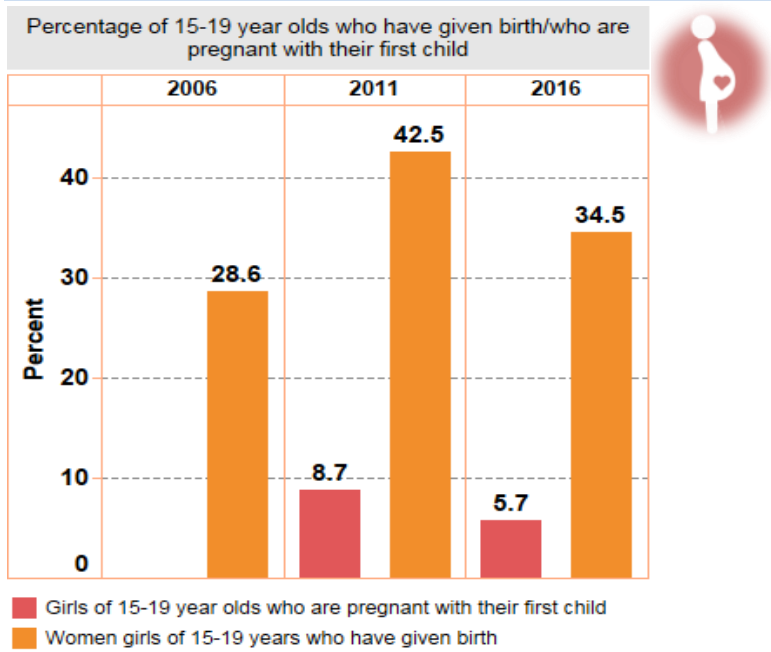


National standards for delivery of quality health services to adolescents	✗
National strategies for adolescent health	✓
Roadmap for accelerating HIV prevention	✗
Integration of adolescent health interventions with the HPV vaccination	✗
Existence of a specific target group in national policies/strategies/plans for injury prevention in adolescents	✗

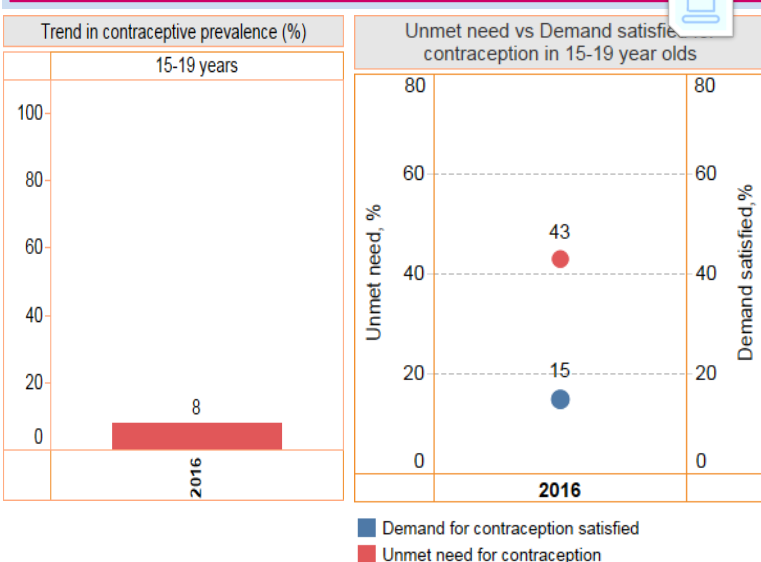
Early marriage



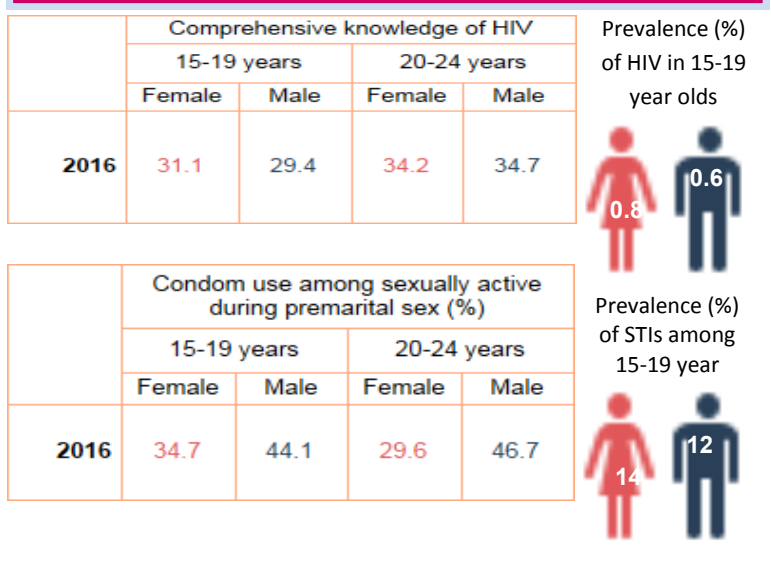
Pregnancy



Contraception



HIV/STIs



Data source: 2006-2016 DHS; UNICEF-SOWC 2017; UN DESA, Population Division, WPP 2017; The joint mission from UNICEF and WHO Africa Regional Office, June 2017; <http://aidsinfo.unaids.org/#>; WHO, Global health observatory 2018; The World Bank 2018; WHO Global health estimates 2015, Geneva 2016.

For further information: Child and Adolescent Health & Nutrition Programme (afrgofrcan@who.int) Family & Reproductive Health (FRH) cluster



ADOLESCENT HEALTH IN ANGOLA 2018



Malnutrition

		15-19 years		20-24 years	
		Female	Male	Female	Male
Prevalence (%) of chronically malnourished (thin, BMI<18.5)	1996	16.8		14.6	
	2001	15.8		11.0	
	2006	13.9		9.4	
	2012	13.2		7.4	
Prevalence (%) of overweight (BMI between 25.0-29.9)	1996	2.0		4.2	
	2001	5.9		11.2	
	2006	6.0		9.3	
	2012	9.2		13.5	
Prevalence (%) of iron deficiency anemia (Hgb<12.0 g/dl for non-pregnant women and Hgb<11.0 g/dl for pregnant women)	2001	65.2		65.4	
	2006	59.2		63.1	
	2012	41.6		41.0	

Substance use

			Female	Male
Total alcohol consumption among 15-19 year olds (litres of pure alcohol)	15-19 years	2010	4.1	10.1
	15-19 years	2015	0.7	5.0
Prevalence cigarette or any other tobacco product use (%)	20-24 years	2015	1.0	18.9

Violence

Percentage of married adolescents who agree that husband is justified in beating his wife

25%

24%



Injuries and traffic accidents

Adolescent household members injured and unable to carry out normal daily activities of >6 months (%)	...
Adolescent household members injured or killed in accidental fall (%)	...
Adolescent household members injured or killed in road traffic accident (%)	...



Mental health

	Female	Male
Prevalence of childhood mental illness among 15-19 year olds (%)
Felt seriously worthless/hopeless or wishes to be dead among 15-19 year olds (%)



Immunization

Proportion of adolescent girls vaccinated for HPV to prevent cervical cancer (%)	...
--	-----



Socioeconomic determinants of health

		Female	Male
Literacy rate among 15-19 year olds (%)	2016	70.5	83.8
Percent 15-19 year currently employed (%)	2016	39.3	39.2
Information media use at least once/week among adolescents (%)	2016	77.0	84.0
Social security health insurance among 15-19 year olds (%)	2016		

Adolescent Mortality

Trend in Mortality rates per 100,000 in 15-19 year olds

No Data

Leading causes of girls' death

Rank, cause name, number of deaths and death rate, age 10-19

Rank	Cause name	Number of deaths	Death rate/100, 000 pop
1	Lower respiratory infections	1,235	37.5
2	Meningitis	901	27.4
3	Maternal conditions	639	19.4
4	Diarrhoeal diseases	634	19.3
5	Drowning	467	14.2

Leading causes of boys' death

Rank, cause name, number of deaths and death rate, age 10-19

Rank	Cause name	Number of deaths	Death rate/100, 000 pop
1	Drowning	1,142	35.8
2	Lower respiratory infections	979	30.7
3	Self-harm	709	22.2
4	Diarrhoeal diseases	698	21.9
5	Meningitis	642	20.1