



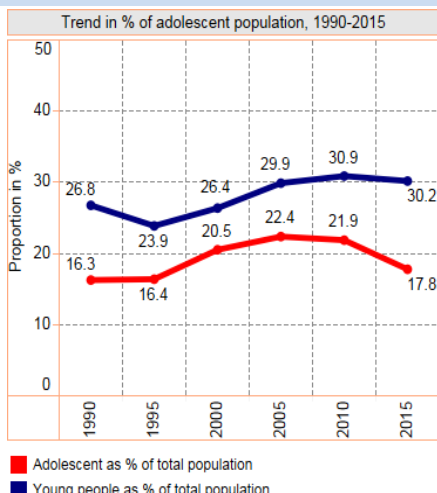
ADOLESCENT HEALTH IN EQUATORIAL GUINEA

2018



Country profile: An adolescent is a person between 10-19 years of age


Total population (000's)	1,221.4900
Population density (persons/sq km)	41.9034
Urbanized population (%)	40.1030
Adolescent population (000's)	217.1040
Adolescent as % of total population	17.7737
Young people (10-24 years) (000's)	254.1770
Young people as % of total population	30.1754
Annual average growth rate of population (%)	3.0466
Crude birth rate (births per 1,000 population)	34.1140
Life expectancy at birth (years)	57.6810
Median age of the total population (years)	22.1920
Birth rate per 1000 girls 15-19 years olds	176.0000



National standards for delivery of quality health services to adolescents	✗
National strategies for adolescent health	✗
Roadmap for accelerating HIV prevention	✗
Integration of adolescent health interventions with the HPV vaccination	✗
Existence of a specific target group in national policies/strategies/plans for injury prevention in adolescents	✗

Early marriage

Trend in median age of women at first marriage/sex (years)



Percentage of women 20-24 years married by age 18
30%


Women 15-19 years married by age 15
9%

- Median age at 1st marriage (years)
- Median age at 1st sexual intercourse (years)

Percentage of 15-19 year olds currently married or in union (%)	F	M
	22	5

Pregnancy

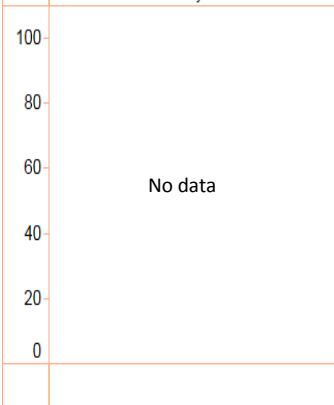
Percentage of 15-19 year olds who have given birth/who are pregnant with their first child



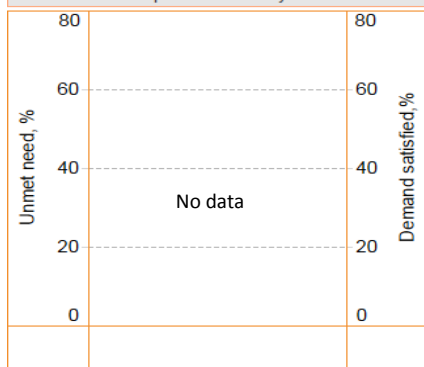
■ Girls of 15-19 year olds who are pregnant with their first child

Contraception

Trend in contraceptive prevalence (%)



Unmet need vs Demand satisfied contraception in 15-19 year olds




■ Demand for contraception satisfied
■ Unmet need for contraception

HIV/STIs


	Comprehensive knowledge of HIV			
	15-19 years		20-24 years	
	Female	Male	Female	Male
2016	17.0	12.0		

Prevalence (%) of HIV in 15-19 year olds



	Condom use among sexually active during premarital sex (%)			
	15-19 years		20-24 years	
	Female	Male	Female	Male

Prevalence (%) of STIs among 15-19 year





ADOLESCENT HEALTH IN EQUATORIAL GUINEA

2018



Malnutrition

	15-19 years		20-24 years	
	Female	Male	Female	Male
Prevalence (%) of chronically malnourished (thin, BMI<18.5)				
Prevalence (%) of overweight (BMI between 25.0-29.9)	No data			
Prevalence (%) of iron deficiency anemia (Hgb<12.0 g/dl for non-pregnant women and Hgb<11.0 g/dl for pregnant women)				

Substance use

			Female	Male
Total alcohol consumption among 15-19 year olds (litres of pure alcohol)	15-19 years	2010	3.2	10.2
Prevalence cigarette or any other tobacco product use (%)	15-19 years			
	20-24 years			

Violence

Percentage of married adolescents who agree that husband is justified in beating his wife

57%

56%



Injuries and traffic accidents

Adolescent household members injured and unable to carry out normal daily activities of >6 months (%)	...
Adolescent household members injured or killed in accidental fall (%)	...
Adolescent household members injured or killed in road traffic accident (%)	...



Violence

		Female	
% of married women who have ever experienced physical or sexual or emotional violence committed by their husband or partner	15-19 years		
	20-24 years	No data	
Prevalence of victims women of femal genital mutilation (%)	15-19 years		
	20-24 years		

Mental health

	Female	Male
Prevalence of childhood mental illness among 15-19 year olds (%)
Felt seriously worthless/hopeless or wishes to be dead among 15-19 year olds (%)



Immunization

Proportion of adolescent girls vaccinated for HPV to prevent cervical cancer (%)	...
--	-----



Socioeconomic determinants of health

		Female	Male
Literacy rate among 15-19 year olds (%)			
Percent 15-19 year currently employed (%)		28.0	28.0
Information media use at least once/week among adolescents (%)	2016	90.5	90.6
Social security health insurance among 15-19 year olds (%)			

Adolescent Mortality

Trend in Mortality rates per 100,000 in 15-19 year olds

No data

Leading causes of girls' death

Rank, cause name, number of deaths and death rate, age 10-19

Rank	Cause name	Number of deaths	Death rate/100, 000 pop
1	Lower respiratory infections	23	22.0
2	Meningitis	15	13.7
3	HIV/AIDS	12	11.2
4	Self-harm	11	10.3
5	Maternal conditions	10	9.6

Leading causes of boys' death

Rank, cause name, number of deaths and death rate, age 10-19

Rank	Cause name	Number of deaths	Death rate/100, 000 pop
1	Drowning	23	21.0
2	Self-harm	21	18.6
3	Lower respiratory infections	20	18.0
4	Sickle cell disorders and trait	12	11.2
5	HIV/AIDS	12	10.8