

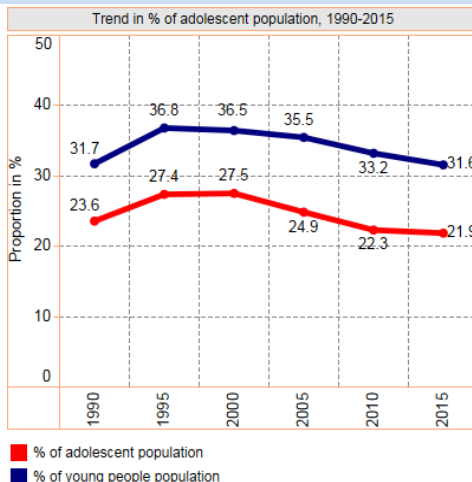


ADOLESCENT HEALTH IN RWANDA



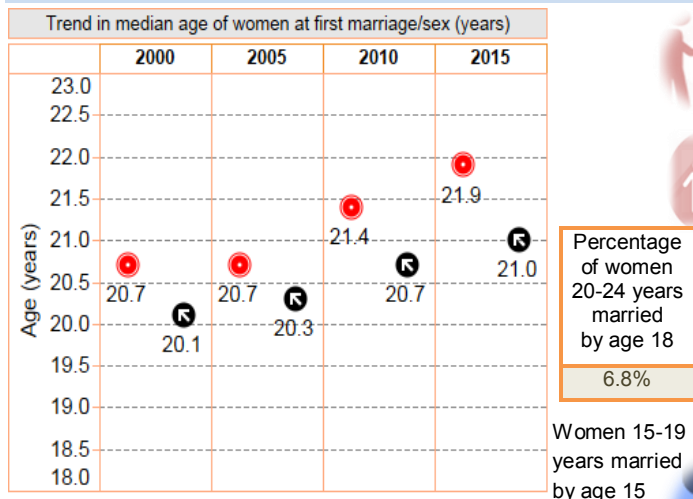
Country profile: An adolescent is a person between 10-19 years of age

Total surface area (million square km)	0.026
Total population (000's)	11,918
Population density (persons/ square km)	471
Urbanized population (%)	30
Adolescents population (000's)	2,607
Adolescent as % of total population	22
Young people (10-24 years) (000's)	3,666
Young people as % of total population	32
Annual average growth rate of population (%)	2.1
Crude birth rate (births/1,000 population)	31
Life expectancy at birth (years)	67
Median age in total population (years)	19



- ✗ No National standards for delivery of quality health services to adolescents
- ✓ National strategies for adolescent health
- ✗ No Roadmaps for accelerating HIV prevention testing, treatment and care for adolescents
- ✗ No adolescent health interventions within the HPV
- ✓ Specific target group in national policies for injury prevention among adolescents

Early marriage



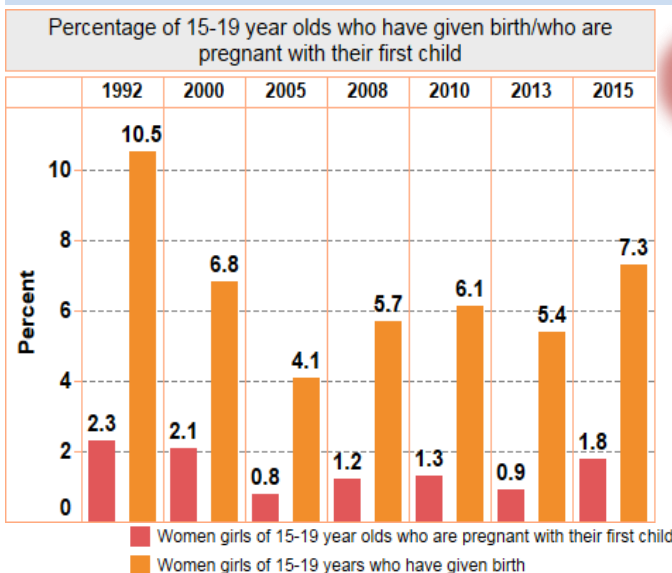
Percentage of women 20-24 years married by age 18
6.8%

Women 15-19 years married by age 15
0%

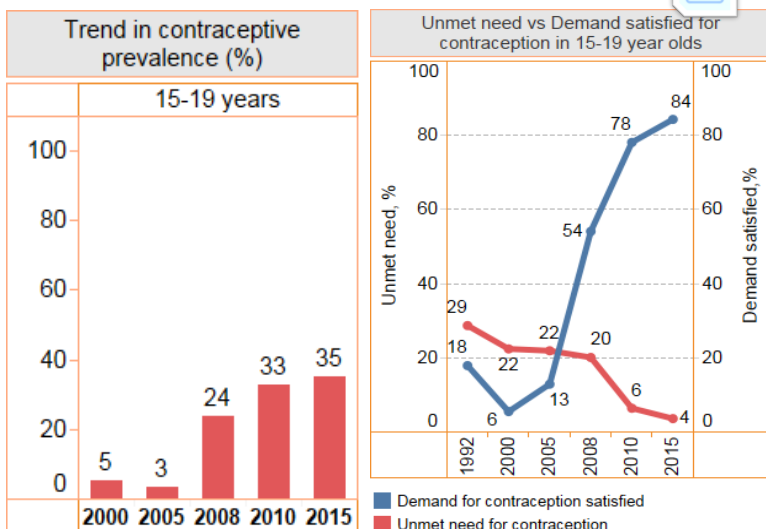
- Median age at 1st marriage (years)
- Median age at 1st sexual intercourse (years)

Percentage of 15-19 year olds currently married or in union (%)	F	M
	3	0.2

Pregnancy



Contraception



HIV/STIs

	Comprehensive knowledge of HIV (%)				Prevalence (%) of HIV in 15-19 year olds
	15-19 years		20-24 years		
	Female	Male	Female	Male	
2005	45.3	49.0	57.1	59.0	<1
2010	48.6	41.9	55.7	51.4	<1
2015	61.6	59.5	68.1	70.6	<1

	Condom use among sexually active during premarital sex (%)				Prevalence (%) of STIs among 15-19 year
	15-19 years		20-24 years		
	Female	Male	Female	Male	
2005	27.4	37.0	23.3	40.5	4
2010	41.9	57.5	42.1	69.8	14
2015	52.3	66.7	50.3	72.2	4



ADOLESCENT HEALTH IN RWANDA



Malnutrition

	Aged 15-19		Aged 20-24	
	Female	Male	Female	Male
Prevalence (%) of chronically malnourished (thin, BMI<18.5)	10.9	...	3.4	...
Prevalence (%) of overweight (BMI between 25.0-29.9)	12.8	...	17.9	...
Prevalence (%) iron deficiency anemia (Hgb<12.0 g/dl for non-pregnant women and Hgb<11.0 g/dl for pregnant women)	18.8	...	19.6	...

Substance use

	Age	Female	Male
Total alcohol consumption among 15-19 year olds (litres of pure alcohol)	15-19	3.7	11.2
	15-19	0.1	1.4
Prevalence cigarette or any type of tobacco product use (%)	20-24	0.3	5.4
	15-19
Prevalence chewing chat (%)	20-24



Violence



Percentage of married adolescents who agree that husband is justified



33%

27%

Sexual and gender-based violence

% of married women who have ever experienced physical, sexual or emotional violence committed by their husband or partner	aged 15-19	26.1
	aged 20-24	32.9
Percentage of victims women of female genital mutilation (%)	aged 15-19	N/A
	aged 20-24	N/A

Injuries and traffic accidents

Adolescent household members injured and unable to carry out normal daily activities of >6 months (%)	...
Adolescent household members injured or killed in accidental fall (%)	...
Adolescent household members injured or killed in road traffic accident (%)	...



Mental health

	Female	Male
Prevalence of childhood mental illness among 15-19 year olds (%)
Felt seriously worthless/hopeless or wishes to be dead among 15-19 year olds (%)	13	7



Immunization

Proportion of adolescent girls vaccinated for HPV to	...
--	-----



Socioeconomic determinants of health

	Female	Male
Literacy rate among 15-19 year olds (%)	90.7	87.6
Percent 15-19 years currently employed (%)	52.5	56.8
Information media use at least once/week among adolescents (%)	70.9	77.9
Social security health insurance among 15-19 year olds (%)	71.1	70.3

The state of adolescent health

Birth rate per 1000 girls 15-19 year olds	45	Trend in Mortality rates per 100,000 in 15-19 year olds		
		2005	2010	2015
Girls 15-19 year olds who have given birth or are pregnant with their first child (%)	1.8	4.5		
		3.9		
		1.6	2.4	1.2
			1.5	

Leading causes of girls' death

Rank, cause name, number of deaths and death rate, age 10-19

Rank	Cause name	Number of deaths	Death rate/100, 000 pop
1	Malaria	275	21.0
2	HIV/AIDS	137	10.5
3	Road injury	91	6.9
4	Lower respiratory infections	90	6.9
5	Meningitis	70	5.3

Leading causes of boys' death

Rank, cause name, number of deaths and death rate, age 10-19

Rank	Cause name	Number of deaths	Death rate/100, 000 pop
1	Lower respiratory infections	316	24.4
2	Road injury	272	20.9
3	Meningitis	258	19.9
4	Malaria	254	19.6
5	Drowning	211	16.3