

South Sudan

Integrated Disease Surveillance and Response (IDSR)

Epidemiological Bulletin Week 03, 2020 (January 13 – January 19)



Major Epidemiological Highlights in week 03 of 2020

- In week 03, 2020 IDSR reporting completeness was 72% and timeliness was 64% at health facility level. EWARN reporting both completeness and timeliness were 82%
- Of the 218 alerts in week 03, 2020; 60% were verified 0% were risk assessed and 0% required a response. Malaria (62), AWD (58), measles (17) and bloody diarrhea (223) were the top common alerts generated through the EWARS in week 03, 2020.
- Yellow Fever outbreak confirmed in Moyo (bordering Kajo Keji in South Sudan) and Buliisa districts in Uganda. South Sudan has stepped up surveillance and investigation along the border.
- South Sudan has set up an IMS (Incident Management System) for strengthening Novel Coronavirus preparedness
- Since week 7 of 2019, a total of 256 ILI/SARI samples have been collected and tested in UVRI 197 being negative; 2 (1%) positive for Influenza B (Victoria); 2(1%) positive for Influenza A (H3); and 1(1%) positive for Influenza A (H1)pdm09 and 17 samples are pending test results.

SURVEILLANCE PERFORMANCE

For the Integrated Disease Surveillance (IDSR)
network and Early warning alert and response
network (EWARN)

IDSR Timeliness and Completeness Performance at Facility Level for week 03, 2020

Completeness Hub/Former States Ranking	Hub/Former States	Supporting Partners	Total No. of Health Facility in the State	No. of HFs Reported on Time	Timeliness Percentage	No. of HFs Reported Regardless of Time	Completeness Percentage
1st	Kwajok	GOAL, CCM, WVI, Malaria Consortium, UNKEA, Save the Children, MSF	126	120	95%	124	98%
2nd	Rumbek	Doctors with Africa (CUAMM), LIVEWELL	116	103	89%	113	97%
3th	Yambio	AMREF, World Vision, CUAMM, CDTY, OPEN	214	202	94%	202	94%
4th	Bor	Nile Hope, MDM, JDF, Livewell, CMD, HFO, EDA, CRADA, Malaria Consortium, CMA	138	103	75%	113	82%
5th	Bentiu	Cordaid, UNIDOR, IRC, CHADO, CARE International, CRADA, CASS	89	65	73%	68	76%
6th	Malakal	Cordaid, WVI, RI, IMC, NIDO, UNKEA, MC, SSAID	103	59	57%	76	74%
7th	Wau	Cordaid, Healthnet TPO, CARE International, IHO	79	45	57%	51	65%
8th	Aweil	Malaria Consortium, Healthnet TPO, IRC, CEDS, IHO	144	69	48%	88	61%
9th	Torit	Cordaid, HLSS, CCM	178	51	29%	82	46%
10th	Juba	HLSS, SSUHA, Healthnet TPO, IHO	157	44	28%	46	29%
	South Sudan		1344	861	64%	963	72%

Key

	<60%	Poor
	61%-79%	Fair
	80%-99%	Good
	100%	Excellent

The timeliness of IDSR reporting (supported by EWARS mobile) at health facility level was 64% and completeness was 72%. Reporting performance is highest in Kwajok hub with completeness of 98% followed by Rumbek hub with completeness at 97% , Yambio hub with 94% completeness. And Bor with 82% completeness while the rest of the state hubs are below the target of 80%.

IDSR Timeliness and Completeness Performance at County Level for week 03, 2020 (1)

Counties	Supporting Partners	Total No. of Health Facility in the County	No. of HFs Report on Time	Timeliness Percentage	No. of HFs Report not on Time	Completeness Percentage
Rumbek Centre	Doctors with Africa (CUAMM)	23	20	87%	20	87%
Rumbek East	Doctors with Africa (CUAMM)	24	24	100%	24	100%
Rumbek North	Doctors with Africa (CUAMM)	7	3	43%	7	100%
Wulu	Doctors with Africa (CUAMM)	14	11	79%	13	93%
Cueibet	Doctors with Africa (CUAMM)	15	15	100%	15	100%
Yirol East	Doctors with Africa (CUAMM),LIVEWELL	14	12	86%	12	86%
Yirol West	Doctors with Africa (CUAMM)	12	12	100%	12	100%
Awerial	Doctors with Africa (CUAMM)	7	6	86%	7	100%
Yambio	World Vision International	42	40	95%	40	95%
Ibba	AMREF	11	11	100%	11	100%
Maridi	AMREF	26	26	100%	26	100%
Mundri West	CUAMM	21	21	100%	21	100%
Mundri East	CUAMM	20	20	100%	20	100%
Tambura	World Vision International	26	26	100%	26	100%
Mvolo	CUAMM	11	11	100%	11	100%
Nzara	World Vision International	20	20	100%	20	100%
Nagero	World Vision International	10	4	40%	4	40%
Ezo	World Vision International	27	23	85%	23	85%
Abiemnhom	Cordaid	4	2	50%	3	75%
Koch	UNIDOR,CRADA,CARE International,IRC.	6	6	100%	6	100%

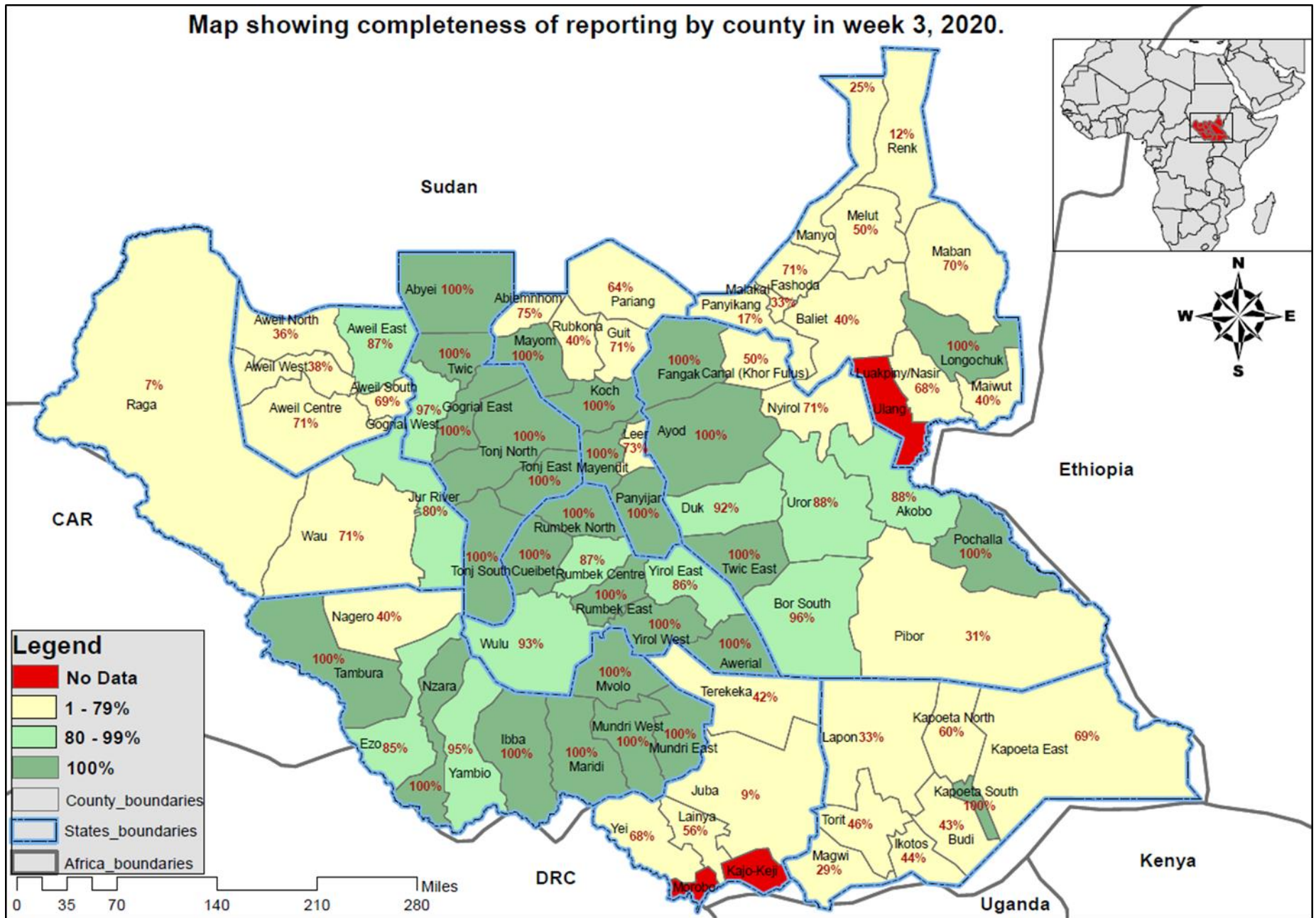
Counties	Supporting Partners	Total No. of Health Facility in the County	No. of HFs Report on Time	Timeliness Percentage	No. of HFs Report not on Time	Completeness Percentage
Gogrial West	GOAL	32	27	84%	30	94%
Gogrial East	GOAL	15	15	100%	15	100%
Abyei	AAA,Save the Children,MSF	15	15	100%	15	100%
Tonj East	CCM	12	12	100%	12	100%
Tonj South	CCM	12	12	100%	12	100%
Tonj North	CCM	14	14	100%	14	100%
Twic Mayardit	GOAL	26	25	96%	26	100%
Bor	MDM + JDF	25	24	96%	24	96%
Duk	MDM + JDF	13	12	92%	12	92%
Pibor	LIVEWELL,CRADA	14	5	36%	5	36%
Akobo	NILE HOPE	8	2	25%	7	88%
Fangak	CMD,HFO	16	11	69%	13	81%
Uror	CMA,Nile Hope,Malaria Consortium	8	6	75%	6	75%
Nyirol	CMA,Nile Hope,Malaria Consortium	8	4	50%	5	63%
Twic East	MDM + JDF	9	9	100%	9	100%
Ayod	CMD,EDA	15	15	100%	15	100%
Pochalla	LIVEWELL	9	9	100%	9	100%
Pigi Canal	IMC	16	6	38%	8	50%
Mayendit	CASS	13	13	100%	13	100%
Guit	Cordaid	6	5	83%	5	83%

IDSR Timeliness and Completeness Performance at County Level for week 03, 2020 (2)

Counties	Supporting Partners	Total No. of Health Facility in the County	No. of HFs Report on Time	Timeliness Percentage	No. of HFs Report not on Time	Completeness Percentage
Malakal	IMC	4	3	75%	3	75%
Akoka	IMC	5	1	20%	4	80%
Baliet	IMC	4	0	0%	2	50%
Renk	WVI + RI	11	2	18%	3	27%
Melut	WVI + RI	7	5	71%	5	71%
Manyo	CORDAID	6	2	33%	2	33%
Maiwut	RI	4	4	100%	4	100%
Fashoda	CORDAID	10	2	20%	10	100%
Ulang	UNKEA	7	0	0%	0	0%
Maban	WVI + RI	16	15	94%	16	100%
Luakping Nasir	UNKEA	19	15	79%	17	89%
Longechuk	RI	9	9	100%	9	100%
Panyikang	IMC	6	0	0%	1	17%
Aweil West	HealthNetTPO	39	11	28%	15	38%
Aweil East	IRC	44	37	84%	40	91%
Aweil Center	Malaria Consortium(MC)	17	12	71%	12	71%
Aweil South	Malaria Consortium(MC)	11	9	82%	9	82%
Aweil North	HealthNetTPO	33	12	36%	12	36%
Pariang	Cordaid	13	5	38%	7	54%
Panyijjar	IRC	13	13	100%	13	100%

Counties	Supporting Partners	Total No. of Health Facility in the County	No. of HFs Report on Time	Timeliness Percentage	No. of HFs Report not on Time	Completeness Percentage
Juba	HLSS	55	5	9%	5	9%
Kajo-Keji	SSUHA	15	0	0%	0	0%
Yei	SSUHA	19	13	68%	13	68%
Lainya	SSUHA	16	9	56%	9	56%
Morobo	SSUHA	4	0	0%	0	0%
Terekeka	HealthNetTPO	47	17	36%	19	40%
Torit	Cordaid	37	4	11%	17	46%
Lopa Lafon	HLSS	24	4	17%	8	33%
Ikotos	HLSS	27	5	19%	12	44%
Magwi	HLSS	31	7	23%	8	26%
Budi	Cordaid	21	5	24%	8	38%
Kapoeta South	CCM	10	10	100%	10	100%
Kapoeta East	CCM	13	7	54%	9	69%
Kapoeta North	CCM	15	9	60%	9	60%
Wau	Cordaid	30	19	63%	22	73%
Raja	HealthNetTPO	14	1	7%	1	7%
Jur River	Cordaid	35	25	71%	28	80%
Rubkona	Cordaid	9	6	67%	6	67%
Mayom	CASS	9	9	100%	9	100%
Leer	UNIDOR	10	6	60%	6	60%

Map showing completeness of reporting by county in week 3, 2020.



Disclaimer: The boundaries and names shown and the designations used on this map do not imply the expression of any opinion whatsoever on the part of the World Health Organization concerning the legal status of any country, territory, city or area or of its authorities, or concerning the delimitation of its frontiers or boundaries.

Surveillance | EWARS surveillance performance indicators by partner week 03, 2020

Partner	Performance		Reporting	
	No. of sites	No. of reports received	Completeness	Timeliness
CMD	1	1	100%	100%
GOAL	2	2	100%	100%
HAA	3	3	100%	100%
HLSS	1	0	0%	0%
HFO	2	2	100%	100%
IMA	8	8	100%	100%
IMC	6	4	67%	67%
IOM	13	13	100%	100%
IRC	1	1	100%	100%
LIVEWELL	4	4	100%	100%
MEDAIR	2	2	100%	100%
MEDICAIR	1	0	0%	0%
MSF-E	2	0	0%	0%
MSF-H	2	1	33%	33%
RHS	3	3	100%	100%
TADO	4	2	50%	50%
TRI-SS	2	2	100%	100%
UNH	2	0	0%	0%
UNIDO	1	1	100%	100%
WORLD RELIEF	1	1	100%	100%
TOTAL	61	50	82%	82%

- Both completeness and timeliness were 82% for weekly reporting in week 03, 2020 for partner-supported clinics serving IDP sites. The cumulative completeness and timeliness were 46% and 45% respectively for 2020.

EVENT-BASED SURVEILLANCE

Alert management including detection;
reporting; verification; risk assessment; & risk
characterization

Table 7 | Alert performance indicators by Hub

Hub	W3		Cumulative (2020)	
	# alerts	% verif.	# alerts	% verif.
Aweil	21	67%	43	42%
Bentiu	29	28%	89	26%
Bor	17	94%	35	97%
Juba	3	67%	8	50%
Kuajok	22	100%	49	67%
Malakal	14	100%	28	79%
Rumbek	21	100%	56	100%
Torit	15	87%	36	50%
Wau	10	100%	24	88%
Yambio	66	15%	188	25%
South Sudan	218	60%	556	50%

Table 8 Summary of key alert indicators

W3	Cumulative (2020)	
218	556	Total alerts raised
60%	50%	% verified
0%	0%	% auto-discarded
0%	0%	% risk assessed
0%	0%	% requiring a response

- A total of 218 alerts were received in week 03, 2020 out of which 60% were verified 0% were risk assessed and 0% required a response.

Table 9 | Alert performance indicators by event

Event	W3		Cumulative (2020)	
	# alerts	% verif.	# alerts	% verif.
Indicator-based surveillance				
Malaria	62	40%	159	34%
AWD	58	69%	1481	57%
Bloody Diarr.	25	68%	64	66%
Measles	23	70%	56	52%
Meningitis	0	0%	0	0%
Cholera	1	100%	6	83%
Yellow Fever	0	0%	2	100%
Guinea Worm	3	67%	6	50%
AFP	0	0%	145	0%
VHF	0	0%	1	100%
Neo. tetanus	0	0%	0	0%
Event-based surveillance				
EBS total	0	0%	2	100%

Table 10 | Event risk assessment

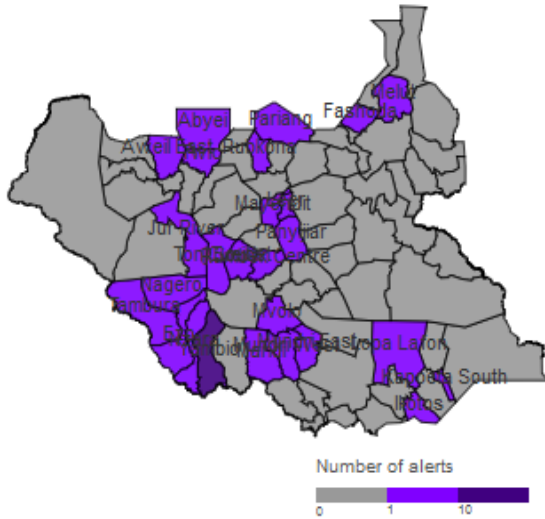
W3	Cumulative (2020)	
0	0	Low risk
0	0	Medium risk
1	1	High risk
0	0	Very high risk

- Malaria (62), AWD (58), measles (17) and bloody diarrhea (223) were the top common alerts generated through the EWARS in week 03, 2020.

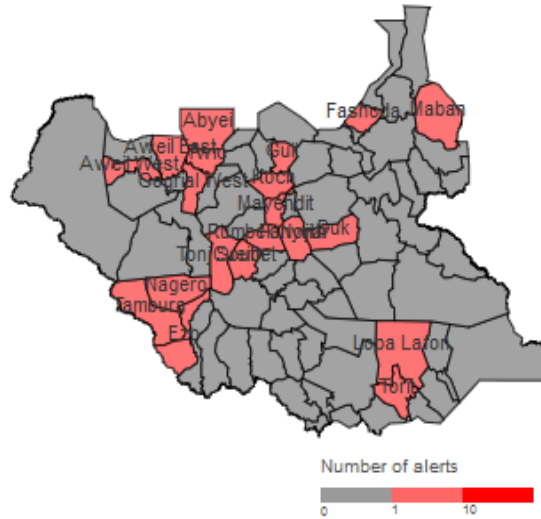
Alert | Map of key disease alerts by county week 03, 2020

Alert | Maps of key disease alerts by county

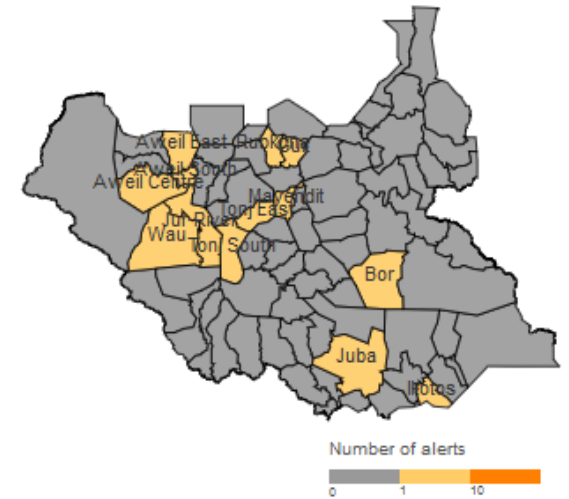
Map 2a | Malaria (W3 2020)



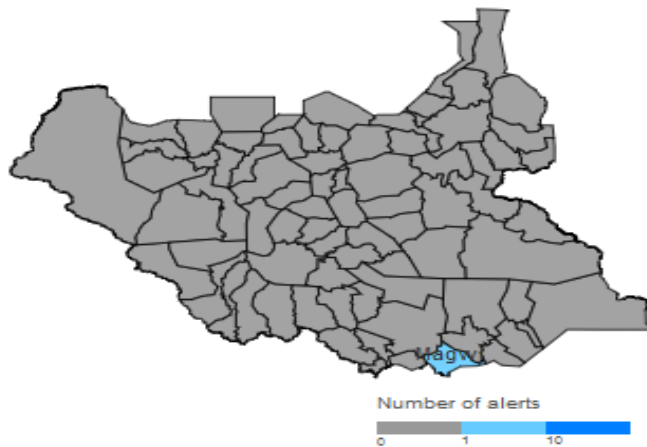
Map 2b | Bloody diarrhoea (W3 2020)



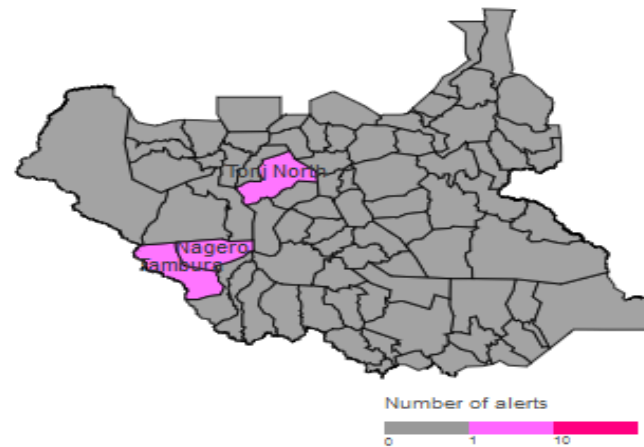
Map 2c | Measles (W3 2020)



Map 2d | Cholera (W3 2020)



Map 2e | Guinea Worm (W3 2020)



Alert by disease and Hubs in Week 03, 2020 [A total of 218 event specific alerts generated by Hubs]

Hub/Former States	AJS	ARI	Acute Watery Diarrhoea	Bloody Diarrhoea	Guinea Worm	Cholera	Meningitis	Malaria	Measles	Total Alerts
Bor		8	5	1					2	16
Kuajok		4	6	4	1			2	3	20
Torit		2	2	3		1		5	2	15
Bentiu	1	6	6	5				6	4	28
Yambio	2	10	10	3	2		1	39		67
Juba		1	1						1	3
Aweil		5	3	4				1	8	21
Rumbek		2	13	3				4		22
Wau			7					1	3	11
Malakal		4	5	2				4		15
Total Grand	3	42	58	25	3	1	1	62	23	218

During this week:

- 3 AJS alert: 1 pending verification and 2 under monitoring
- 42 ARI: 15 are pending verification, 8 been monitored and 19 discarded
- 58 AWD alert: 18 pending, 19 been monitored and 21 discarded.
- 25 ABD: 8 pending verification, 10 been monitored and 7 discarded
- 3 G.W alert: 1 Pending verification and 2 under monitoring
- 62 Malaria alerts: 37 pending verification, 20 under monitoring and 5 discarded
- 23 Measles alert: 9 Pending verification, 9 under monitoring and 5 discarded
- 1 Meningitis alert: Pending verification
- 1 Cholera alert: discarded

SUSPECTED OUTBREAKS IN 2019

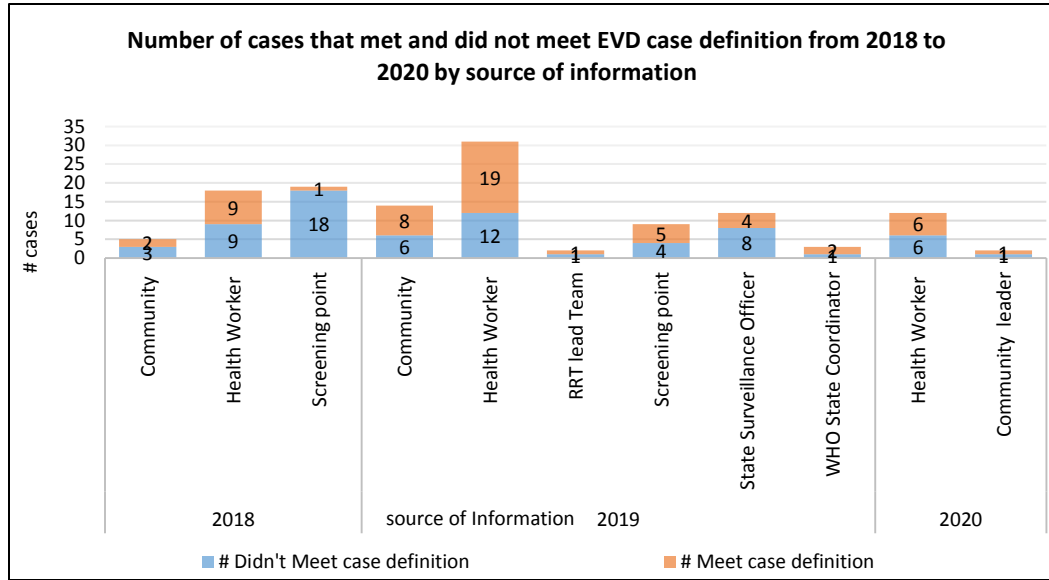
Major suspected outbreaks in South Sudan in
2019

EVD Suspect cases in South Sudan 2018 and 2019 as of week 03, 2020

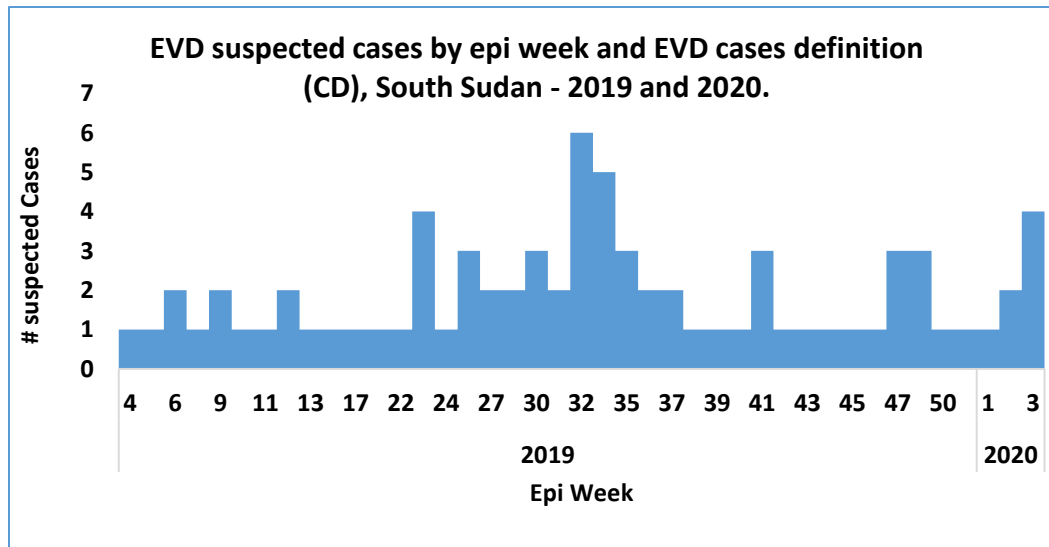
Met EVD cases definition			
2018	30	12	42
Community	3	2	5
Health Worker	9	9	18
Screening point	18	1	19
2019	32	39	70
Community	6	8	14
Health Worker	12	19	30
RRT lead Team	1	1	2
Screening point	4	5	9
State Surveillance Officer	8	4	12
WHO State Coordinator	1	2	3
2020	7	7	7
Health Worker	6	6	6
Community leader	1	1	1
Grand Total	69	58	119

- Since August 2018, at least 119 suspect EVD cases have been reported, of which:
- Most 70 (58.8%) have been reported in 2019
- Most of the suspect EVD cases have been reported by health workers at health facility level

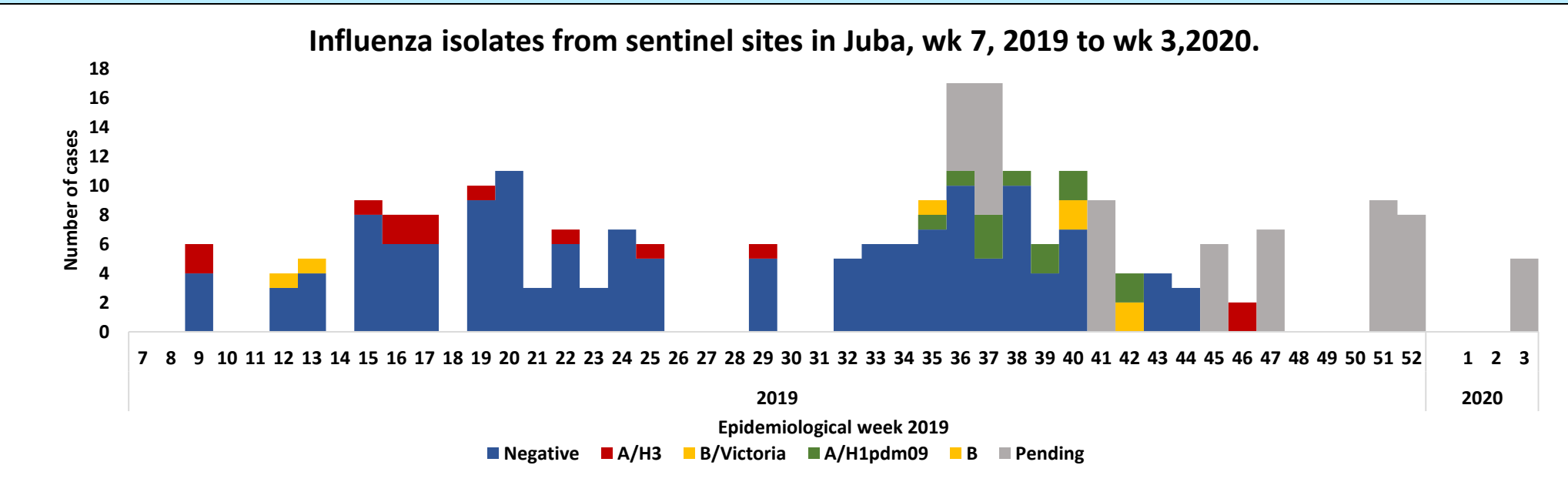
EVD Suspect cases in South Sudan 2018 and 2019 as of week 03, 2020



- Most of the suspect EVD cases have been reported in adults 18 years and above (72%)
- Similarly, most suspect EVD cases have been reported in males (56%)
- The distribution suspect EVD cases in both children <18years and adults ≥18yrs is skewed towards the males
- The number of suspect EVD cases reported per in week 03, 2020 were 4 cases



Routine Sentinel Surveillance | Human Influenza



- In week 7, 2019, South Sudan started case-based surveillance for Influenza Like Illness (ILI) and Severe Acute Respiratory Infection (SARI) cases through systematic collection of epidemiological and virological information
- There are currently two designated Influenza sentinel surveillance sites in Juba (Juba Teaching Hospital and Al Sabah Children’s Hospital) that are collecting epidemiological data and samples from ILI/SARI cases
- Since week 7 of 2019, a total of 256 ILI/SARI samples have been collected and tested in UVRI 197 being negative; 2 (1%) positive for Influenza B (Victoria); 2(1%) positive for Influenza A (H3); and 1(1%) positive for Influenza A (H1)pdm09 and 17 samples are pending test results .
- Since the beginning of 2019; Influenza A (H3) has been the predominant isolate. However, Influenza A (H1)pdm09 emerged from week 35 as a new circulating strain.

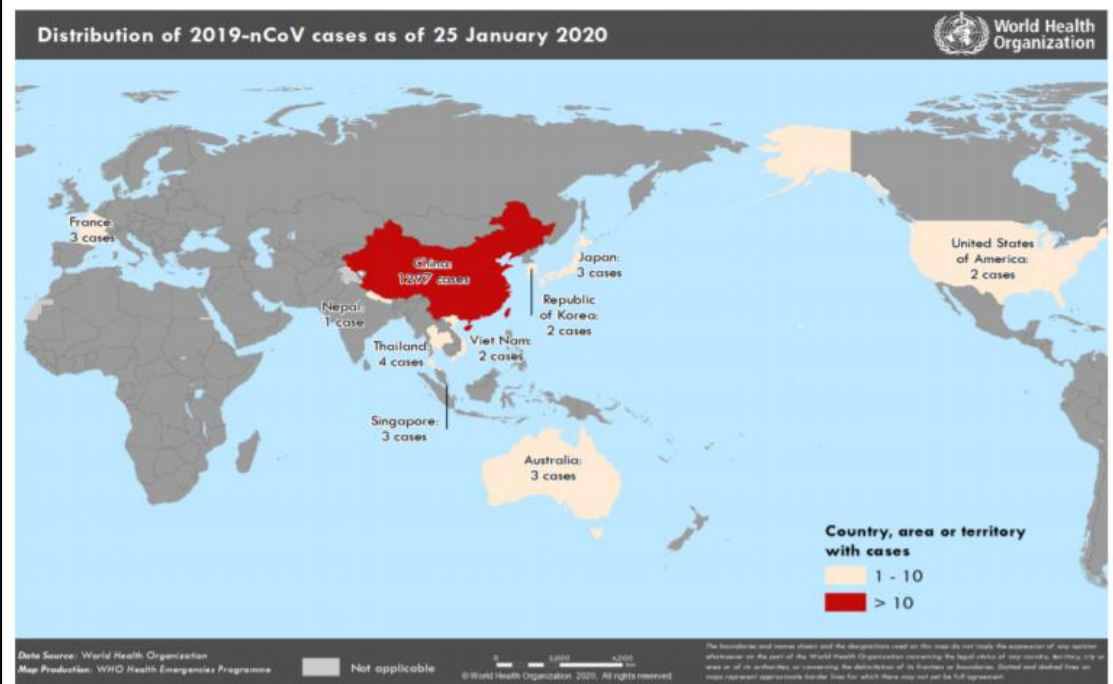
Novel Coronavirus

Novel Corona Virus Situation Summary

Situation update as of 26th Jan,2020

- A total of 2,014 confirmed 2019-nCoV globally;
- Of the 2,014 cases reported, 1,985 cases from China, including Hong Kong SAR (5 confirmed cases), Macau SAR (2 confirmed cases) and Taipei (3 confirmed cases).
- 29 confirmed cases reported outside China in 10 countries (see table-1).Of 29 exported cases, 26 had a travel history from Wuhan City, China
- 56 deaths have been reported to date (52 deaths in Hubei province and 4 from outside Hubei).

Figure 1. Countries, territories or areas with reported confirmed cases of 2019-nCoV, 25 January 2020



WHO: <https://www.who.int/health-topics/coronavirus>

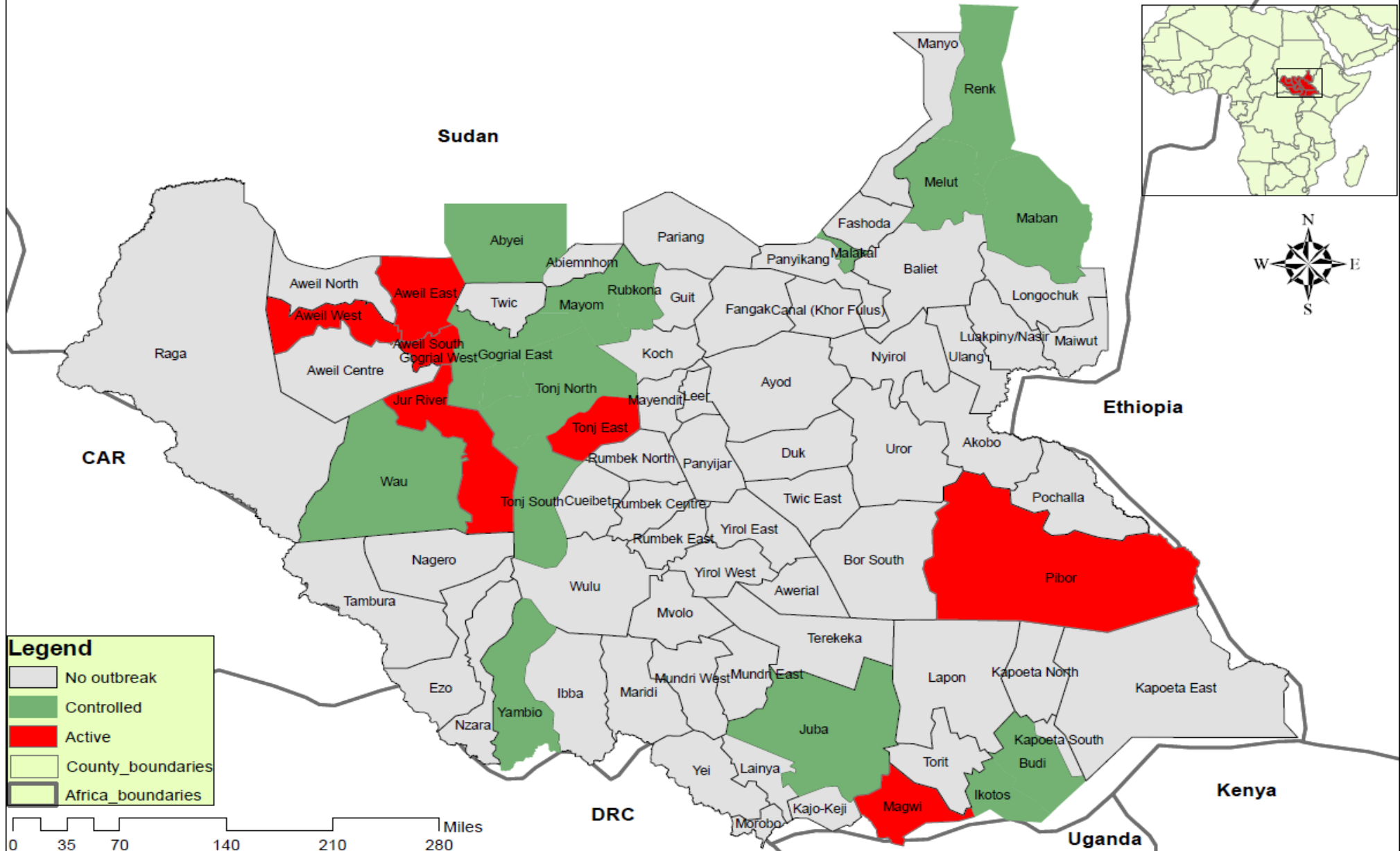
Proposed preparedness for the risk of 2019-nCoV in South Sudan

- Press statement was issued on 23rd January, 2020 to alert the general public about the 2019-nCoV and the measures instituted by Government and partners to mitigate the risk.
- Screening protocol, case investigation and contact listing forms have been developed and shared.
- Plans to orient Juba International Airport screeners and sentinel sites team on nCoV.
- As a part of risk assessment, national capacities tool was reviewed and shared with different pillar leads for input.
- 2019-nCoV Incident Management Structure in the PHEOC to guide the implementation of preparedness activities This should help to:
 - Develop, implement and monitor time-limited national preparedness plans to enhance capacities for 2019-nCoV response
- The MOH has disseminated the travel advisory for international travel in health, in relation to the outbreak of pneumonia caused by a new coronavirus in China;

ACTIVE OUTBREAKS AND PUBLIC HEALTH EVENTS

Brief epidemiological description and public health response for active outbreaks and public health events

Map showing counties with confirmed measles outbreak (controlled and Active) in South Sudan, 2019 and 2020.



Disclaimer: The boundaries and names shown and the designations used on this map do not imply the expression of any opinion whatsoever on the part of the World Health Organization concerning the legal status of any country, territory, city or area or of its authorities, or concerning the delimitation of its frontiers or boundaries.

Response | Summary of major ongoing outbreaks in 2019 and 2020

Aetiological agent	Location (county)	Date first reported	New cases since last bulletin	Cumulative cases to date (attack rate %)	Interventions			
					Case management	Vaccination	Health promotion	WASH
Ongoing epidemics								
Hepatitis E	Bentiu PoC	03/01/2018	6	148 (0.040)	Yes	No	Yes	Yes
Measles	Pibor	17/01/2019	NR	2073 (4.82)	yes	No	yes	N/A
Measles	Bentiu PoC	24/04/2019	4	334(0.012)	Yes	Yes	Yes	N/A
Measles	Budi	03/10/2019	2	31(0.165)	Yes	No	Yes	N/A
Measles	Ikotos	15/11/2019	3	169(0.018)	Yes	No	Yes	N/A
Measles	Aweil South	15/03/2019	NR	94(0.032)	Yes	No	Yes	N/A
Measles	Jur River	06/02/2019	64	197(0.324)	Yes	Yes	Yes	N/A
Measles	Juba	21/11/2019	NR	6(0.1667)	Yes	No	Yes	N/A
Measles	Maban	1/11/2019	8	114(0.070)	yes	No	Yes	N/A
Measles	Aweil East	19/2/2019	2	74(0.27)	yes	No	Yes	N/A
Measles	Tonj East	12/12/2019	23	30(0.78)	yes	Yes	Yes	N/A
Measles	Jebel Boma	10/12/2019	2	70(0.023)	yes	No	Yes	N/A

Measles Highlights in 2019 and 2020

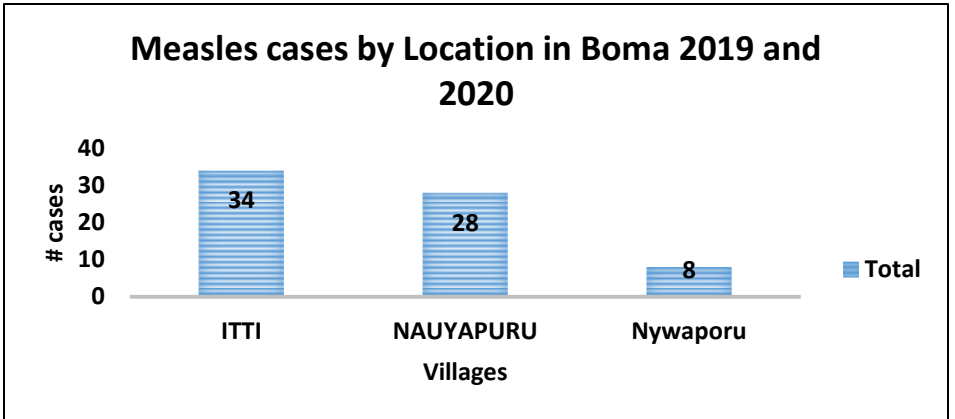
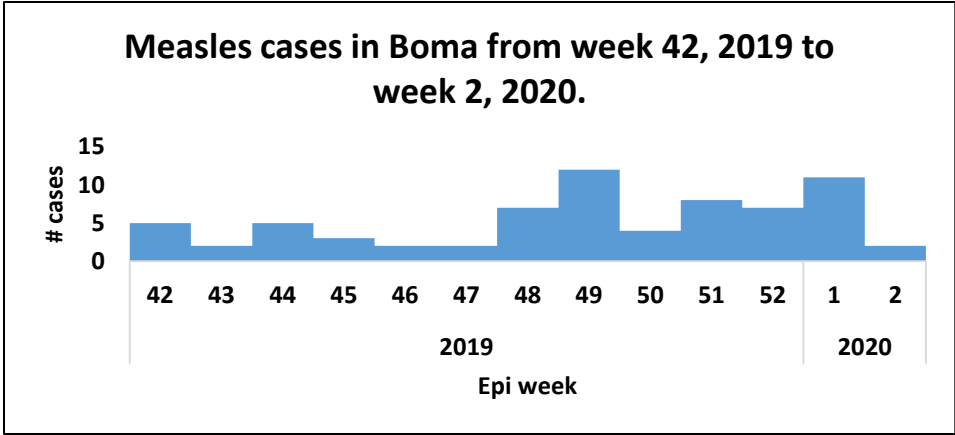
● Measles outbreaks confirmed in 2019

- **23 counties** – Pibor; Abyei; Mayom; Gogrial West; Aweil South; Melut; Gogrial East; Juba; Tonj North; Aweil West; Aweil East; Renk; Wau; Tonj North; Jur River; Yambio, Budi, Ikotos, Maban and Aweil East, Ikotos, Tonj East, Magwi
- **4 PoC/IDP sites** – Wau PoC AA; Bentiu PoC; Malakal PoC; & Juba PoC; Mangateen IDPs.
- **New confirmed measles outbreaks and response dates:**
 - Jebel Boma: Micro plan developed
 - Magwi: **planned for mass campaign in February 2020**
 - Tonj East: **planned for mass campaign in February 2020**
 - Ikotos: **completed**
 - Aweil South; **planned for mass campaign in February 2020**
 - Budi; **completed**
 - Mangateen IDPs/ Juba: **planned for mass campaign in February 2020**

Measles Outbreak situation & response by county as of week 03, 2020

No	County	Population	Confirmed cases	Probable cases	Total cases	Cases per 100,000	Total deaths	CFR %	Date first reported	Emergency Campaign	Admin Coverage	Status	Comments
1	Abyei	79,854	9	297	306	383.2	0	0.00%	2-Jan-19	Done	13,335 (88%)	controlled	
2	Mayom	197,510	3	16	19	9.6	0	0.00%	17-Jan-19	Done	56,647 (152%)	controlled	
3	Juba	597,171	12	51	63	10.5	3	4.76%	15-Jan-19	Done	96,180 (99%)	controlled	
4	Gogrial West	388,469	4	152	156	40.2	0	0.00%	2-Jan-19	Done	193,958 (97.2%)	controlled	
5	Gogrial East	157,422	4	26	30	19.1	1	3.33%	10-Mar-19	Done	56,423 (94.93%)	controlled	
6	Tonj North	249,895	6	14	20	8.0	2	10.00%	2-Apr-19	Done	44,400 (91%)	controlled	
7	Tonj South	131,857	6	41	47	35.6	0	0.00%	30-Jul-19	Done	30,903(118%)	active	
8	Jur River	192,937	7	190	197	102.1	1	0.51%	3-Feb-19	Done	35%	active	
9	Wau	256,363	13	641	654	255.1	5	0.76%	26-Jan-19	Done	23,018 (85%)	active	
10	Aweil East	489,714	7	78	85	17.4	0	0.00%	23-Feb-19	Done	71,460 (93%)	controlled	
11	Aweil West	258,616	16	32	48	18.6	0	0.00%	4-Apr-19	Done	26477 (97%)	controlled	
12	Aweil South	112,162	10	84	94	83.8	0	0.00%	15-Mar-19	Done	24,261 (116%)	reactive	
13	Melut	323,920	3	6	9	2.8	0	0.00%	15-Mar-19	Done	12,035 (78%)	controlled	
14	Pibor	224,613	15	2128	2143	954.1	9	0.42%	12-Jan-19	Done	13,965 (30%)	controlled	
15	Renk	218,083	3	4	7	3.2	0	0.00%	9-Jan-19	Done	7,712 (79.8%)	controlled	
16	Juba PoC	38,500	2	3	5	13.0	0	0.00%	5-Apr-19	Done	74%	controlled	
17	Bentiu PoC	103,424	45	289	334	322.9	1	0.30%	1-Jan-19	Done	19084 (112%)	active	
18	Malakal PoC	24,402	2	0	2	8.2	0	0.00%	11-Apr-19	Done	112%	controlled	
19	Wau PoC	12,959	5	98	103	794.8	0	0.00%	23-Feb-19	Done	85.00%	active	
20	Yambio	231,489	4	12	16	6.9	1	6.25%	5-Sep-19	Done	63.00%	controlled	
21	Budi	12,986	5	26	31	238.7	0	0.00%	1-Oct-19	pending	80%	active	
22	Ikotos	196,956	5	165	169	85.8	7	4.14%	15-Nov-19	Done	93,98%	active	
23	Tonj East		13	17	30		0	0.00%	12-Dec-19	pending		active	Pending mass Campaign
24	Juba/Mangateen		4	2	6		0	0.00%	1-Nov-2019	pending		active	Pending mass Campaign
25	Maban	200,000	32	85	117	58.5	0	0.00%	1-Nov-2020	Done	7394.00%	active	
26	Magwi	4,699,302	5	5	10		0	0.00%		pending		active	Pending mass Campaign
	Total	4,672,421	240	4,462	4701	100.6	26	0.55%					

Confirmed Measles Outbreak in Jebel Boma County



Age Group	Cases	Percentage	% Cum.
0 - 4 Years	59	84%	84%
5 - 9 Years	9	13%	97%
15+ Years	1	1%	99%
10 - 14 Years	1	1%	100%
Grand Total	70	100%	

Descriptive Epidemiology:

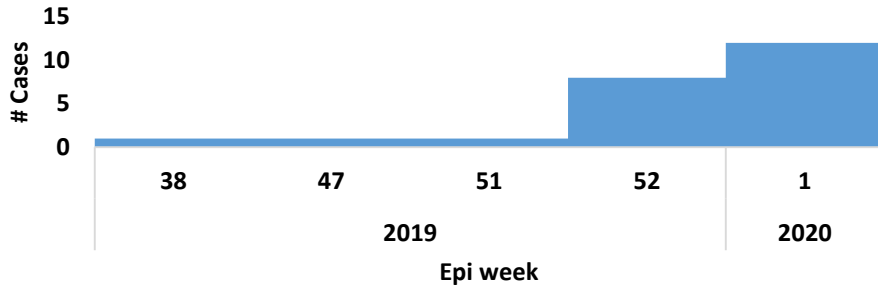
- Initial cases were reported on 14th October 2019
- A total of 70 Suspected Measles case have been line listed in Jebel Boma county
- 02 new cases were reported in week 02, 2020
- 11 samples were collected of which, 08 samples tested IgM positive for measles.
- The most affected payams are: Ititi and Nauyapuru
- (59) 84% of the cases are less than 5 years of age
- Both female to male ratio are 50%
- 11 community deaths were reported in Jebel Boma county

Response and Recommendations

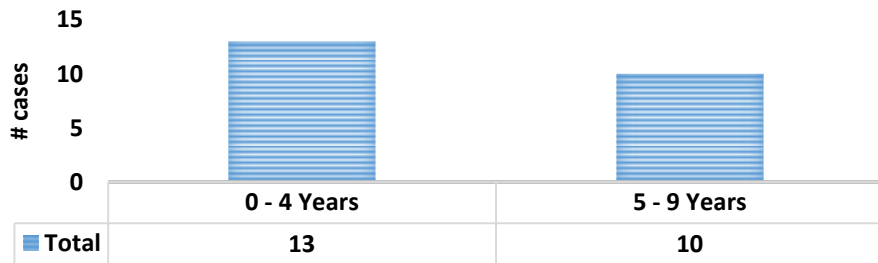
- Reactive campaign micro plan was developed, targeting 6 payams in Boma County. SMOH, Care International and partners are to conduct a reactive campaign.
- Surveillance and line-listing are ongoing
- Case management underway

Suspected Measles Outbreak in Rumbek East County

Measles cases in Rumbek East from week 38, 2019 to week 1, 2020.



Measles cases in Rumbek East by Age group.



Descriptive Epidemiology:

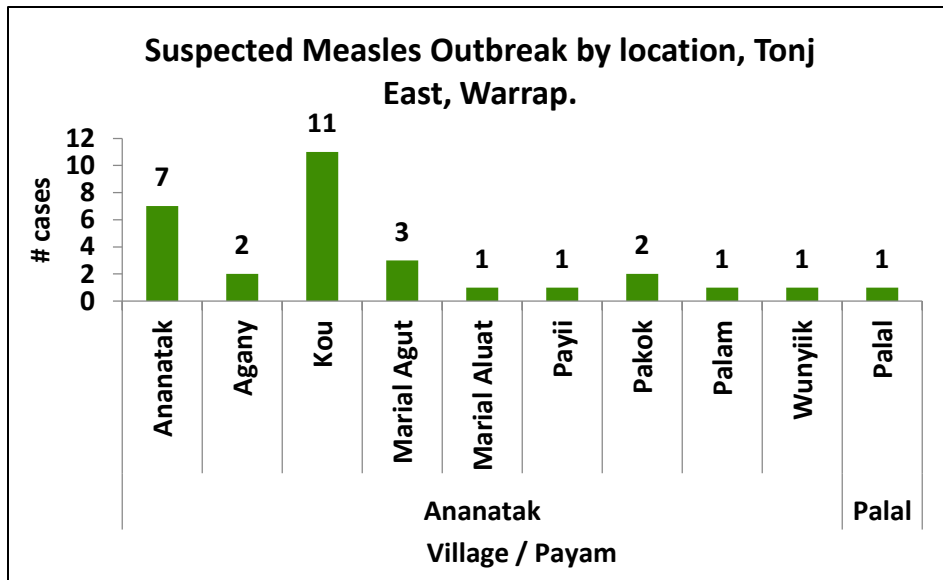
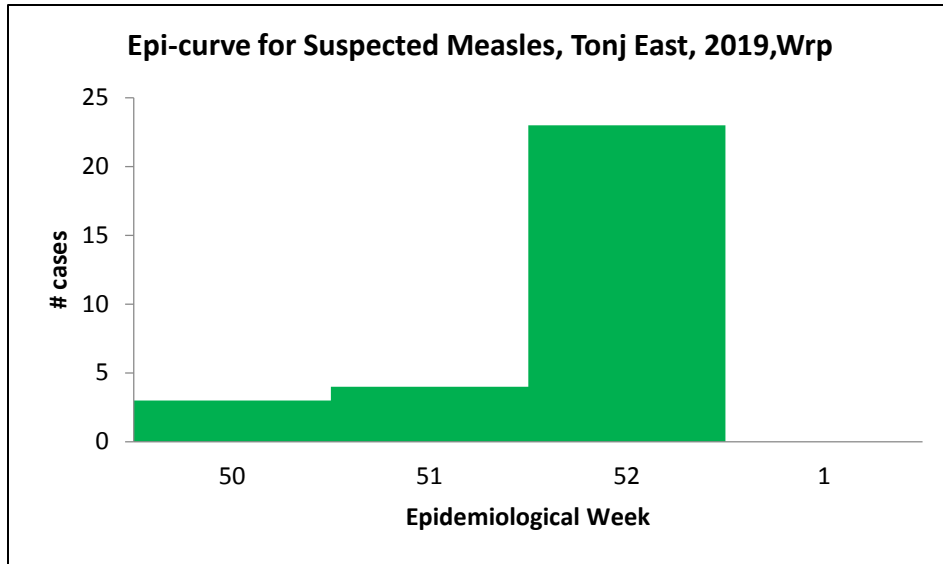
- Initial cases were reported in week 38, 2019
- A total of 23 suspected measles cases have been line listed in Rumbek East county
- 10 new cases were reported in week 01, 2020
- (13) 57% of the cases are less than 5 years of age
- Male were 65% of cases and female were 35%

Response and Recommendations

- Surveillance and line-listing are ongoing
- Case management underway

Age_Group	Cases	Percentage	% Cum.
0 - 4 Years	13	57%	57%
5 - 9 Years	10	43%	100%
Grand Total	23	100%	

Confirmed Measles Outbreak in Tonj East County



Descriptive Epidemiology:

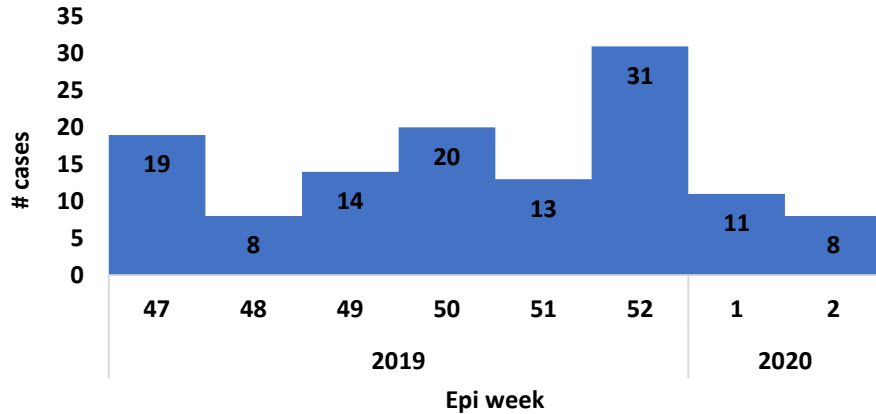
- Initial cases were reported on 12th December 2019
- A total of 30 Suspected Measles case have been line listed in Tonj East county
- 23 new cases were reported in week 52, 2019
- 15 samples were collected of which, 13 samples tested positive for measles, (1) positive for Rubella IgM and (1) negative for both measles and rubella
- The most affected payams are: Ananatak and Agany (12) 40% of the cases are less than 5 years of age
- 67% of cases are females while 33% are male
- No deaths reported

Response and Recommendations

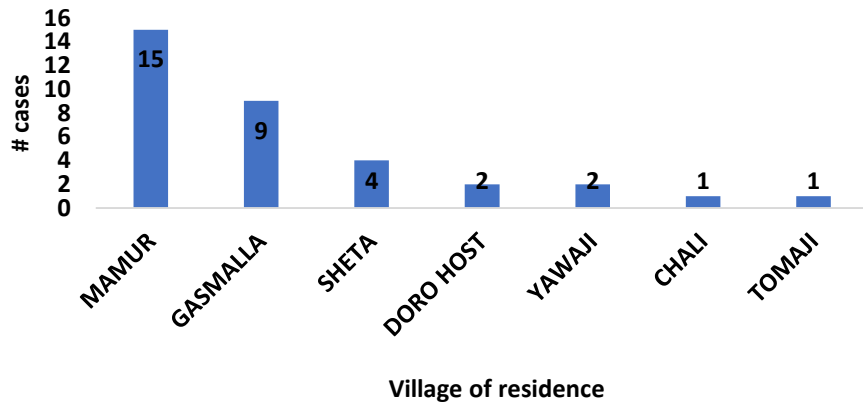
- Rapid response team deployed to support the response
- Reactive campaign micro plan is been developed
- Surveillance and line-listing are ongoing
- Case management underway
- Reactive campaign will wait for the mass measles campaign in February 2020.

Confirmed Measles Outbreak in Maban County

Epi curve for measles cases in Maban county as of week 47, 2019 – 2, 2020



Measles cases in maban county by village of residence as of week 47 - 49, 2019.



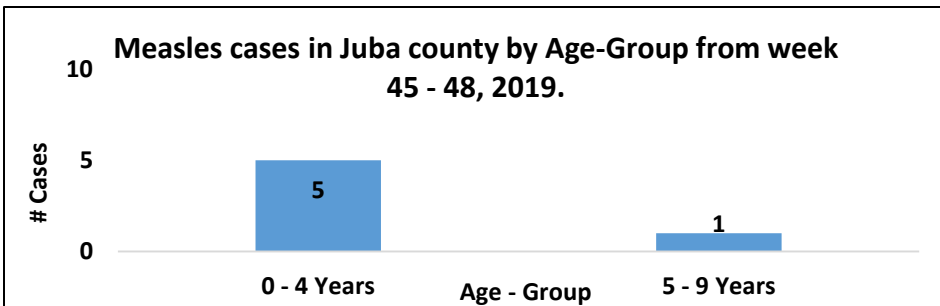
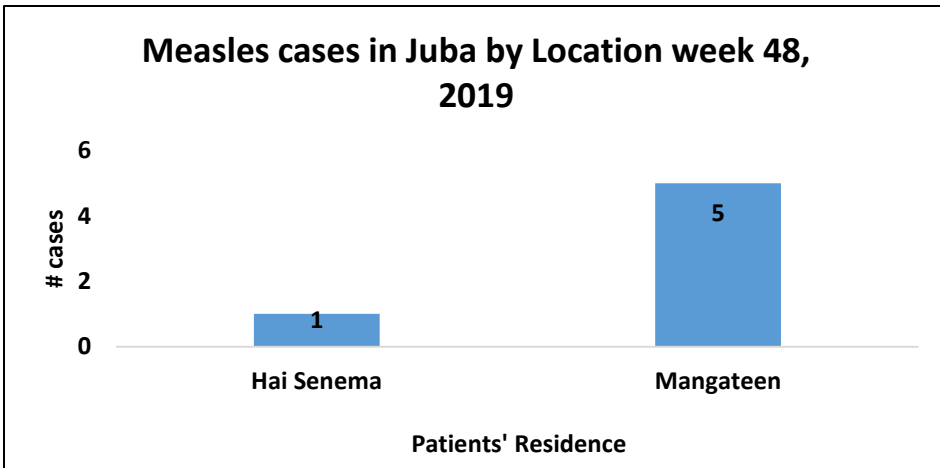
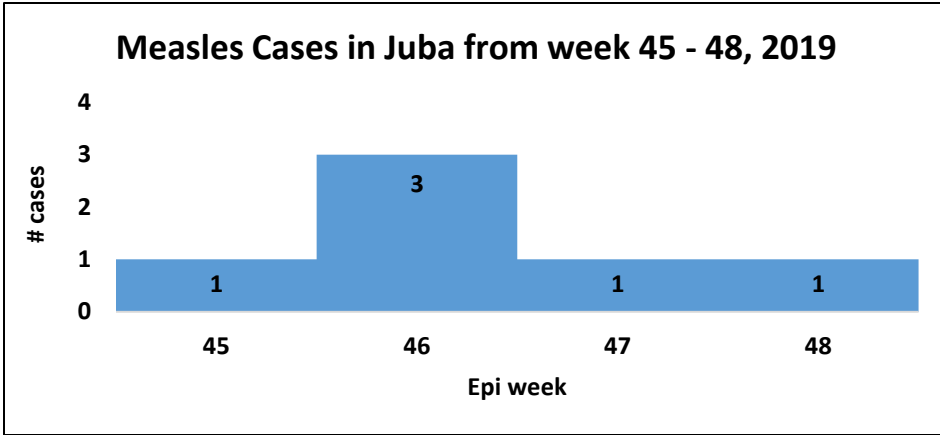
Descriptive Epidemiology:

- Initial cases were reported on 1th November 2019
- A total of 114 Suspected Measles case have been line listed in Maban county
- 08 new cases were reported in week 02, 2020
- 12 samples were collected of which, 11 samples tested positive for measles and (1) positive for Rubella IgM
- The most affected payams are: Mamur and Gasmalla
- 82% of the cases are less than 5 years of age
- 32% of cases are females while 62% are male
- No deaths reported

Response and Recommendations:

- Rapid response team deployed to support the response
- Reactive campaign micro plan has been developed
- Surveillance and line-listing are ongoing
- Case management underway
- SMOH, MSF-B are conducting a reactive campaign from 4th Dec, targeting 7394 children age 6 months to 15 years in the affected areas in Maban.

Confirmed Measles Outbreak in Juba County / Mangateen IDP Camp



Descriptive Epidemiology:

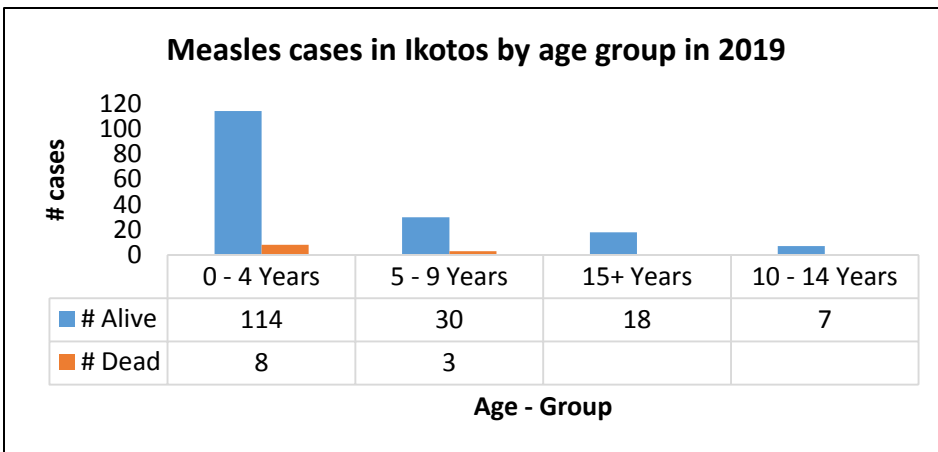
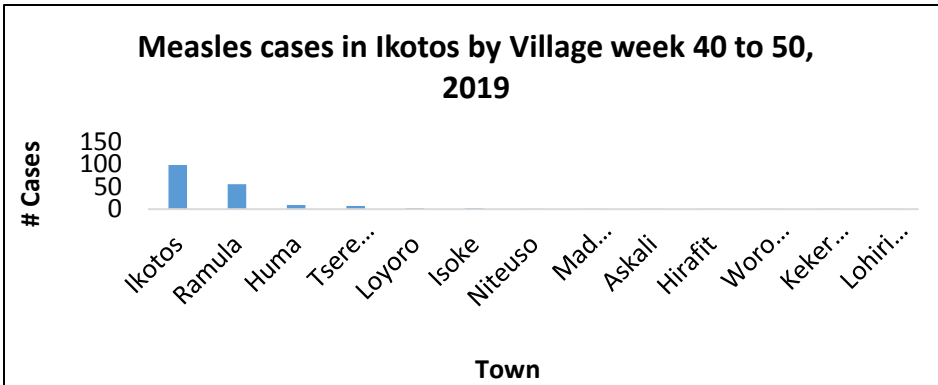
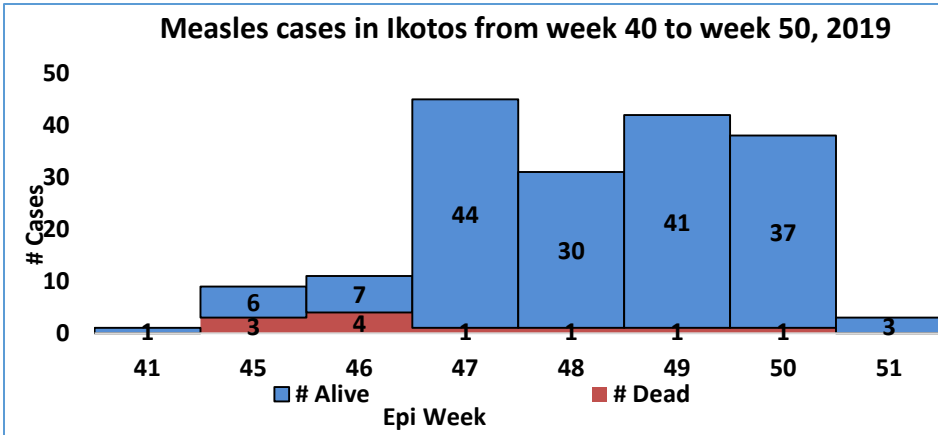
- Initial cases were reported on 11th November 2019
- A total of 06 suspected measles case have been in Juba county since week 45 of 2019.
- 01 new cases were reported in week 48, 2019
- 04 samples were collected and all tested positive for measles IgM
- The most affected payam is Mangateen
- 83% of the cases are less than 5 years of age
- 17% of cases are females while 83% are male
- No deaths were reported

Response and Recommendations:

- Rapid response team deployed to support the response
- Micro plan has been developed, campaign will wait for the mass measles campaign in February.
- Surveillance and line-listing are ongoing
- Case management underway

Age-Group	Cases	Percentage	Cum. %
0 - 4 Years	5	83%	83%
5 - 9 Years	1	17%	100%
Grand Total	6	100%	

Confirmed Measles Outbreak in Ikotos County



Descriptive Epidemiology:

- Initial cases were reported on 15th November 2019
- A total of 169 Suspected Measles case have been in Ikotos county since week 45 of 2019.
- 03 new cases were reported in week 51, 2019
- 06 samples were collected initially of which, 05 samples tested positive for measles and (1) negative for measles/Rubella IgM negative
- The most affected payams are: Ikotos, Ramula and Huma
- 67% of the cases are less than 5 years of age
- 58% of cases are females while 42% are male
- Total of 9 deaths reported CFR of (9.9%)

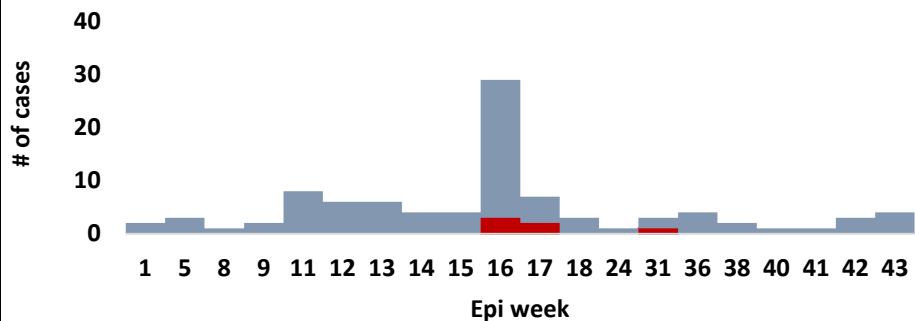
Response and Recommendations:

- Rapid response team deployed to support the response
- Reactive campaign was conducted by; SMoH, HLSS are partners with coverage of 93.98%, NMOH and WHO is planning for the PCE
- Surveillance and line-listing are ongoing
- Case management underway

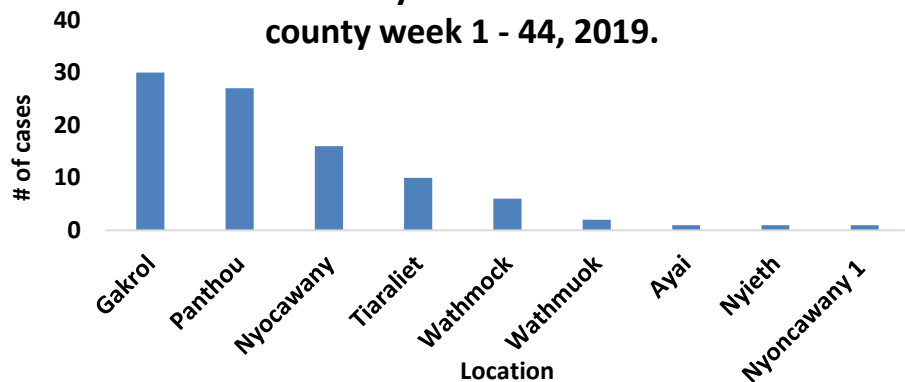
Age Group	Cases	Deads	Percentage	CFR	Cum. %
0 - 4 Years	114	8	67%	7.0%	67%
5 - 9 Years	30	3	18%	10.0%	85%
15+ Years	18	0	11%		96%
10 - 14 Years	7	0	4%		100%
Grand Total	169	11	100%	6.5%	

Confirmed Measles Outbreak in Aweil South County

Measles cases in Aweil South week 1 to 43, 2019.



Measles cases by location in Aweil South county week 1 - 44, 2019.



Age Group	Cases	Percentage	Cum. %
0 - 4 Years	80	85%	85%
5 - 9 Years	13	14%	99%
15+ Years	1	1%	100%
Grand Total	94	100%	

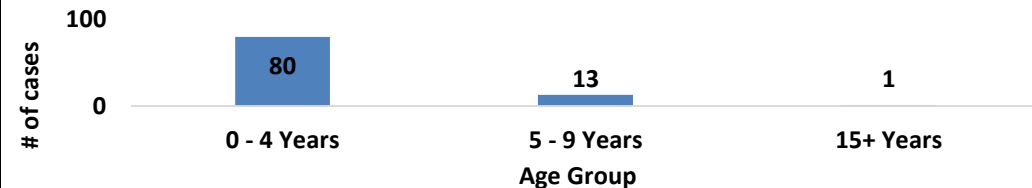
Descriptive Epidemiology:

- Initial cases were reported on 15/03/2019
- A total of 94 Suspected Measles case have been line listed since week 01 of 2019.
- 03 new cases were reported in week 43, 2019
- Six (6) samples tested positive for measles IgM
- The most payams affected are; Gakrol and Panthou
- 85% of the cases are less than 5 years of age
- 44% of cases are females while 58% are male
- **Outbreak was detected earlier, and campaign was conducted in June with coverage of 24,261 (116%)**

Response and Recommendations:

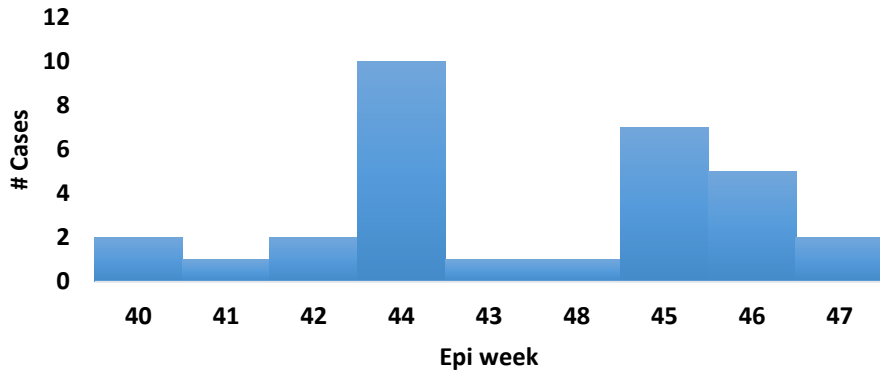
- Rapid response team deployed to support the response
- Reactive campaign micro plan development, campaign will wait for the mass measles campaign in February 2020
- Surveillance and line-listing are ongoing
- Case management underway

Measles case in Aweil South by Age Group from week 1 - 44, 2019.



Confirmed Measles Outbreak in Budi County

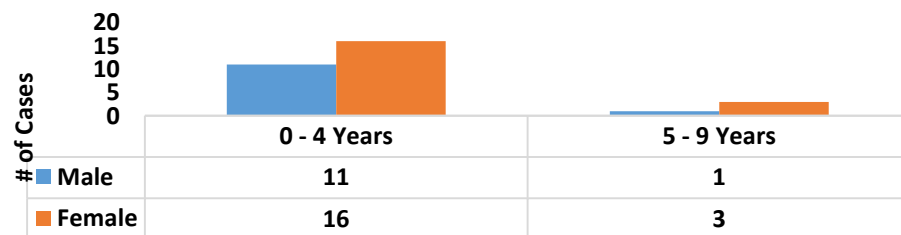
Measles cases in Budi from week 40 to week 47, 2019



Measles cases in Budi by Village week 40 to 47, 2019



Measles cases in Budi from week 40 – 47, 2019



Descriptive Epidemiology:

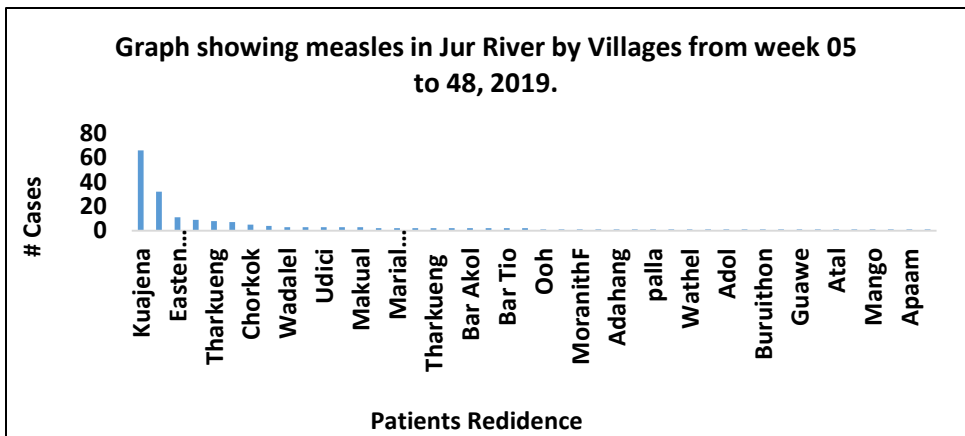
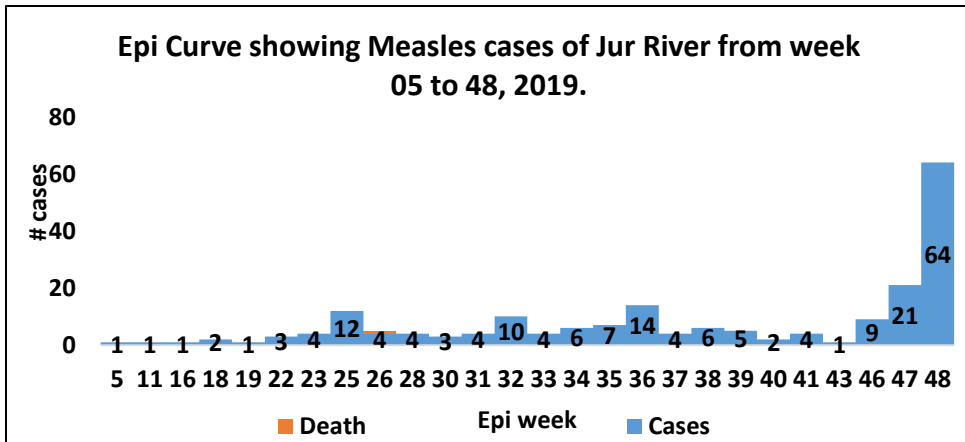
- A total of 31 Suspected Measles case have been in Budi county since week 40 of 2019.
- 2 new cases were reported in week 47, 2019
- Initially 3 samples were collected for testing in which 2 samples tested positive for measles and 1 negative
- 10 samples were collected last week of which (8) samples tested positive for measles and (2) negative
- 87% of the cases are less than 5 years of age
- 61% of cases are females while 39% are male
- The most affected payams are; Lohomit, Homiri and Chukudum
- One deaths reported in week 44 from Chukudum with CFR (3.22)%

Response and Recommendations:

- Rapid response team deployed to support the response
- Reactive campaign micro plan has been developed, SMOH, Cordaid and partners completed the campaign with a coverage of 80%. NMOH and WHO are planning for the PCE
- Surveillance and line-listing are ongoing
- Case management underway in Chukudum hospital

Age Group	Cases	Percentage	Cum. %
5 - 9 Years	4	13%	13%
0 - 4 Years	27	87%	100%
Grand Total	31	100%	

Measles cases in Jur River



Age-Group	Cases	Percentage	Cum. %
10 - 14 Years	8	4%	4%
15+ Years	25	13%	17%
5 - 9 Years	34	17%	34%
0 - 4 Years	130	66%	100%
Grand Total	197	100%	

Descriptive Epidemiology:

- Initial cases were reported on 6 Feb from Marialbai PHCC from Bar Aween village
- 7 measles IgM positive cases recorded since outbreak onset
- 197 cases in total were reported since the beginning of the outbreak. Most of the cases have been reported from Kingi and Tharkueng
- 64 new cases were reported in week 48, 2019
- 66% of cases were under 5 yrs old of age
- 52% are female and 48% male
- 69 % of the cases reported are not vaccinated against measles

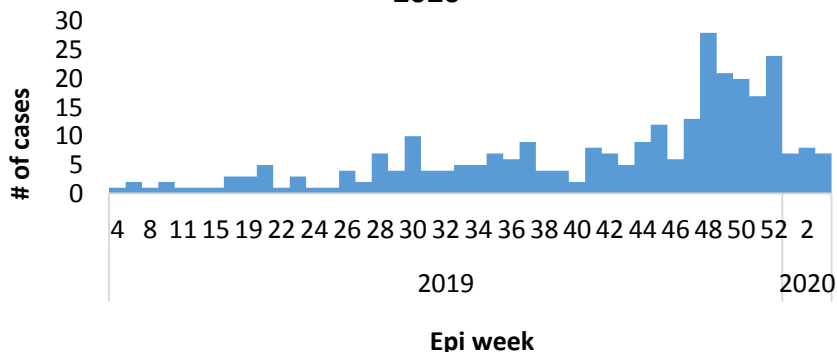
Response and Recommendations:

- Following the confirmation of a measles outbreak in the county, a reactive vaccination microplan targeting 60,435 children 6-59 months in five payams of Rocroc; Kuajina; Udici; Kangi; and Marial Bai/ Wau Bai has been developed.
- The other interventions include:
 - Intensified surveillance and line-listing of new measles cases
 - Treating suspect cases with oral rehydration, vitamin A, and antibiotics for suprainfections
 - Social mobilization and health education on measles case symptoms; prompt health care seeking; and routine immunization.
- SMoH, Cordaid and partners finalized a reactive campaign conducted with (92.4%) coverage**

Response | Confirmed epidemics

Confirmed Measles and Rubella outbreak in Bentiu PoC

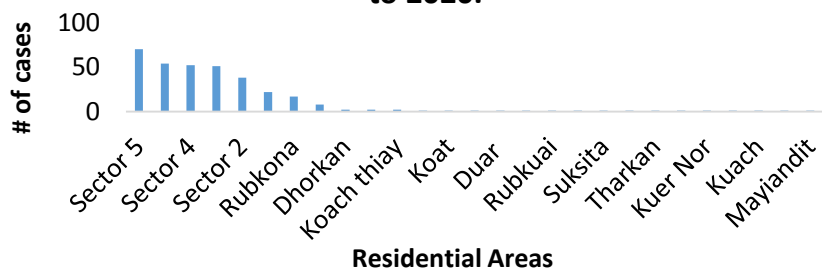
Measles cases in Bentiu from week 4 to week 3, 2020



Epidemiological description

- Bentiu PoC has been reporting suspected measles/rubella cases since week 4 of 2019.
- 04 new cases reported in week 03, 2020
- At least 334 measles cases including 1 death (CFR 0.54%) reported since then.
- Cumulatively, 36 tested cases have tested measles IgM positive while 15 tested rubella IgM positive.
- 47% of cases are female and 53% are male
- 95% are under 5 yrs old, 5% are 5 yrs old and above
- Cases have been reported from inside and outside the PoC with most of the cases originating from the PoC (most cases from sector 5 but generally all the sectors are affected).

Measles cases in Bentiu by Location from 2018 to 2020.



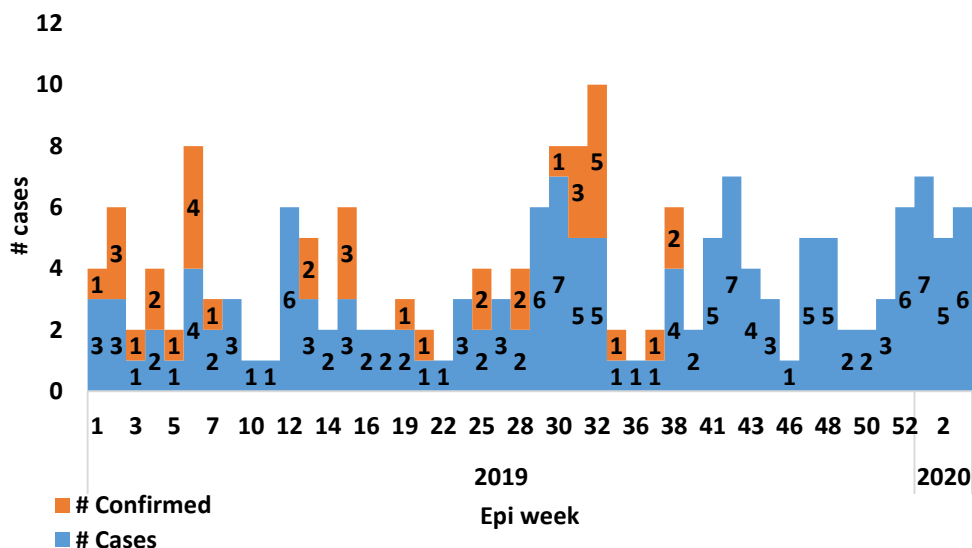
Response actions

- IOM completed a reactive campaign in Bentiu POC on 31 May 2019. with 21,285 children 6-59 months (126%) receiving measles vaccination. PCE was done by MoH & WHO, coverage was 74.6%.
- Another campaign was conducted by SMOH, IOM and partners which was completed during the week of 20th January 2020, coverage will be shared.

Age Group	Cases	Percentage	Cum. %
0 - 4 Years	317	95%	95%
5 - 9 Years	10	3%	98%
10 - 14 Years	5	1%	99%
15+ Years	2	1%	100%
Grand Total	334	100%	

Hepatitis E, Bentiu PoC

HEV Cases in Bentiu from week 1 to week 3, 2020



Descriptive epidemiology

- The persistent transmission of HEV in Bentiu PoC continues with 130 cases since beginning of 2019
- There were (03) cases reported in week 52; & (01) case in week 01, 2020.
- All the cases were managed as outpatient cases except for seven cases who were admitted
- Two deaths one on 12th, April 2019 and the second on 11th July 2019
- Half (50%) out of 130 cases are male.
- Age group less than 15 years had the most cases with 66 (73%) cases.
- At risk of adverse outcomes when infected in the 3rd trimester of pregnancy
- Use of unsafe drinking water likely to be source of infection
- Up to week 52, 2019; there were 125 cases of HEV in Bentiu PoC including 2 deaths (CFR 0.16%)

Recommended actions

- Supportive case management guided by the HEV protocol is ongoing
- Social mobilization to raise awareness on modes of transmission, symptoms and where to seek for care
- Case identification and follow up in the communities is ongoing
- The other WASH interventions entail provision of safe water and water quality surveillance along the water chain

Age-Group	Alive	Dead	Grand Total	Percentage	CFR	Cum. %2
1 - 4 Years	49	0	49	33%	0%	33%
10 - 14 Years	24	0	24	16%	0%	49%
15+ Years	38	1	39	26%	3%	76%
5 - 9 Years	35	1	36	24%	3%	100%
Grand Total	146	2	148	100%	0.01	

Response | Summary of major Controlled outbreaks in 2019 (1)

Aetiological agent	Location (county)	Date first reported	New cases since last bulletin	Cumulative cases to date (attack rate %)	Interventions			
					Case management	Vaccination	Health promotion	WASH
Rubella	Malakal PoC	25/10/2018	0	178 (0.08)	Yes	No	Yes	N/A
Yellow Fever	Nzara	23/11/2018	0	3 (0.001)	Yes	Yes	Yes	N/A
Measles	Abyei	12/02/2018	0	306 (0.40)	Yes	Yes	Yes	N/A
Measles	Mayom	17/01/2019	0	19 (0.010)	Yes	Yes	Yes	N/A
Measles	Gogrial West	04/02/2019	0	156 (0.025)	Yes	Yes	Yes	N/A
Rubella	Aweil Center/NBG		0	35 (0.028)	Yes	No	Yes	N/A
Measles	Aweil South	15/03/2019	0	46 (0.012)	Yes	Yes	Yes	N/A
Measles	Melut	15/03/2019	0	9(0.008)	Yes	Yes	Yes	N/A
Rubella	Bor South		0	4 (0.001)	Yes	No	Yes	N/A
Rubella	Gogrial West		0	5 (0.001)	Yes	No	Yes	N/A
Rubella	Yirol East		0	3 (0.003)	Yes	No	Yes	N/A
Measles	Gogrial East	4/04/2019	0	30 (0.003)	Yes	Yes	Yes	N/A
Measles	Malakal PoC	24/04/2019	0	2 (0.01)	Yes	Yes	Yes	N/A

Response | Summary of major Controlled outbreaks in 2019 (2)

Aetiological agent	Location (county)	Date first reported	New cases since last bulletin	Cumulative cases to date (attack rate %)	Interventions			
					Case management	Vaccination	Health promotion	WASH
Hepatitis E	Lankein	28/2/2019	0	10 (0.1)	yes	No	yes	N/A
Measles	Juba & PoC	15/01/2019	0	68 (0)	Yes	Yes	Yes	N/A
Rubella	Bentiu Poc	-	0	51 (0)	yes	No	yes	N/A
Measles	Tonj North	2/04/2019	0	20 (0)	Yes	Yes	Yes	N/A
Measles	Aweil West	4/04/2019	0	48 (0)	Yes	Yes	Yes	N/A
Measles	Aweil East	13/05/2019	2	19 (0.14)	Yes	Yes	Yes	N/A
Measles	Renk County	28/2/2019	0	7(0)	yes	Yes	Yes	N/A
Rubella	Yirol West	06/08/2018	NR	19(0.21)	Yes	No	Yes	N/A
Measles	Tonj South	30/07/2019	0	47(0.021)	Yes	No	Yes	N/A
Measles	Yambio	06/09/2019	NR	16(0.186)	Yes	No	Yes	N/A
Measles	Wau County and PoC-AA	28/1/2019	NR	653 (0.0015)	yes	Yes	yes	N/A
Rubella	Wau PoC-AA	25/3/2019	NR	11(0)	yes	No	yes	N/A
Measles	Yambio	6/1/2019	2	72(0.23)	yes	Yes	yes	N/A

EBOLA VIRUS DISEASE[EVD] PREPAREDNESS IN SOUTH SUDAN

Brief on the Ebola situation in DR Congo and updates on EVD preparedness in South Sudan

Ebola update DRC 21 January 2020

Current situation

- Currently as of **19 January 2020**
- **3398** Cases [3280 confirmed & 118 probable]
- **2226** Deaths [2132 confirmed & 94 probable]

Response update

- 1 August 2019 marked one year since the Government of the Democratic Republic of the Congo declared the Ebola outbreak

Affected health zones

- In the past 21 days (30 December 2019 to 19 January 2020), 37 confirmed cases were reported from 12 of the 87 health areas in six active health zones in North Kivu and Ituri Provinces : Mabalako (32%; n=12), Beni (32%; n=12), Butembo (19%; n=7), Katwa (3%; n=1), Musienene (3%; n=1) Health Zones in North Kivu Province and Mambasa (11%; n=) Health Zone in Ituri Province.

Ebola preparedness in South Sudan

EVD preparedness activities undertaken in South Sudan

- South Sudan, as a priority one (1) country for Ebola virus disease outbreak (EVD) preparedness continues to make progress to enhance capacities for EVD case detection, investigation, response, and prevention.
- The national Ebola taskforce continues to meet twice weekly and is coordinating the implementation of the EVD contingency plan. The Ebola taskforce working groups have finalized the EVD contingency plan for the next six months of EVD preparedness and readiness in the country.
- Detailed preparedness update can be accessed <https://www.afro.who.int/publications/weekly-update-ebola-virus-disease-evd-preparedness-south-sudan>

This bulletin is produced by the Ministry of Health with Technical support from WHO

For more help and support, please contact:

Dr. Pinyi Nyimol Mawien
Director General Preventive Health Services
Ministry of Health
Republic of South Sudan
Telephone: +211916285676

Mr. Mathew Tut M. Kol
Director, Emergency Preparedness and Response
Ministry of Health, RSS
Tell: +211916010382, +211922202028
Emails: tut1988@yahoo.com, greensouth2020@gmail.com
Skype: mathew19885

IDSr Bulletin Editorial Team

1. **Mr. Ajak Ater**, MoH - Email: ajakater014@gmail.com
2. **Ms. Sheila Baya**, WHO- Email: bayas@who.int
3. **Mr. Robert Lasu Martin**, WHO -Email: lasur@who.int
4. **Mrs. Rose Dagama** , WHO - Email: dagamaa@who.int
5. **Dr. Abraham Adut**, WHO- Email: abenegoa@who.int
6. **Dr. Alice Igale Lado**, WHO - Email: ladua@who.int
7. **Dr. Joseph Wamala**, WHO - Email: wamalaj@who.int
8. **Dr. Argata Guracha Guyo**, WHO - Email: guyo@who.int

Notes

WHO and the Ministry of Health gratefully acknowledge the surveillance officers [at state, county, and health facility levels], health cluster and health pooled fund (HPF) partners who have reported the data used in this bulletin. We would also like to thank ECHO and USAID for providing financial support.

The data has been collected with support from the EWARS project. This is an initiative to strengthen early warning, alert and response in emergencies. It includes an online, desktop and mobile application that can be rapidly configured and deployed in the field. It is designed with frontline users in mind, and built to work in difficult and remote operating environments. This bulletin has been automatically published from the EWARS application.

More information can be found at <http://ewars-project.org>

