



Ministry of Health and Social Services
Republic of Namibia

NAMIBIA COVID-19 SITUATION REPORT NO. 97			
Outbreak Name	<i>COVID-19 outbreak</i>	Country affected	<i>Namibia</i>
Date & Time of this report	<i>23.06.2020 22:15 hrs</i>	Investigation start date	<i>13 March 2020</i>
Prepared by	<i>Surveillance Team</i>		

Confirmed cases	Active Cases	Recoveries	Death
77	56 (72.7%)	21 (27.3%)	0

1. HIGHLIGHTS/SITUATION UPDATE (As of 23/06/2020)

- Today (23.06.2020) five (5) new cases were reported from Khomas and Erongo region.
- In total, Namibia reported 77 COVID-19 cases and 21 recoveries with 0 deaths.
- Thirty-nine **39** (50.6%) cases are imported while **38** (49.4%) are local transmissions.
- Fourteen (14) cases were identified during active case search.
- No death has been recorded, case fatality rate is **0%**
- Seven regions are affected with Erongo reporting the highest number of cases; **42** (54.4%).
- Most cases (**53.2%**) are between **20** and **39**-years old; of which men are **38** (49.4%) and women are **39** (50.6%).
- On 22 June 2020, His Excellency, The President of the Republic of Namibia announced that the country (with exception of some Local Authority Areas in Erongo region), will migrate to stage 4 of the lockdown (effective from midnight, 29 June 2020 -17 September 2020)
- Stage 3 restrictions will be imposed on Walvis Bay, Swakopmund, and Arandis Local Authority Areas (effective from midnight 22 June 2020 until midnight 06 July 2020).

2. Epidemiological Situation in Namibia

Information on confirmed cases are available on Namibia's COVID-19 dashboard at <https://cutt.ly/Covid-19-situation-Namibia>

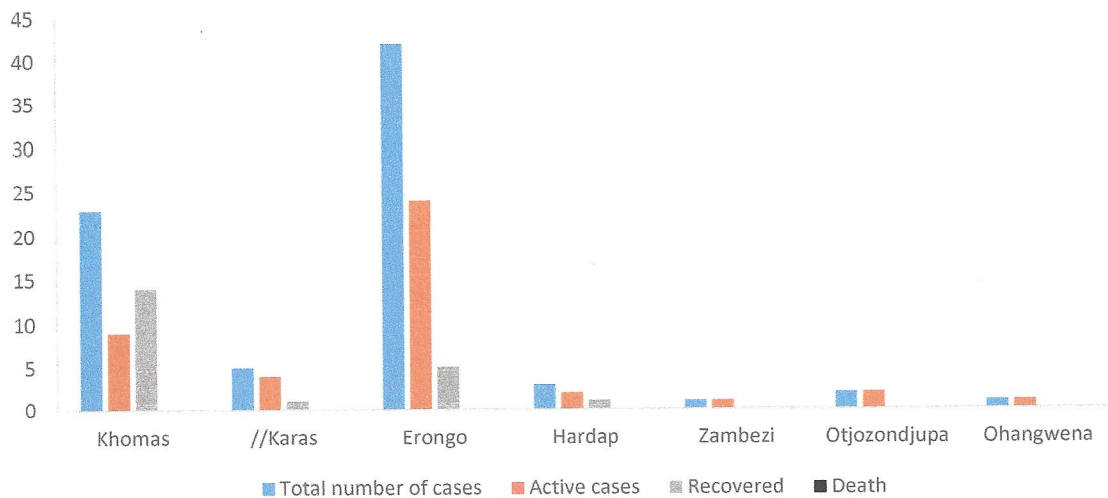


Figure 1 Distribution of confirmed covid-19 cases in namibia by region as of 23 June 2020

Since 14 March 2020, when the COVID-19 outbreak was declared in Namibia, a total of 77 cases have been confirmed. Seven (7) regions have so far been affected, of which Erongo region recorded the highest number of cases; 42 (54.5%) while Zambezi and Ohangwena recorded the least 1(1.3%).

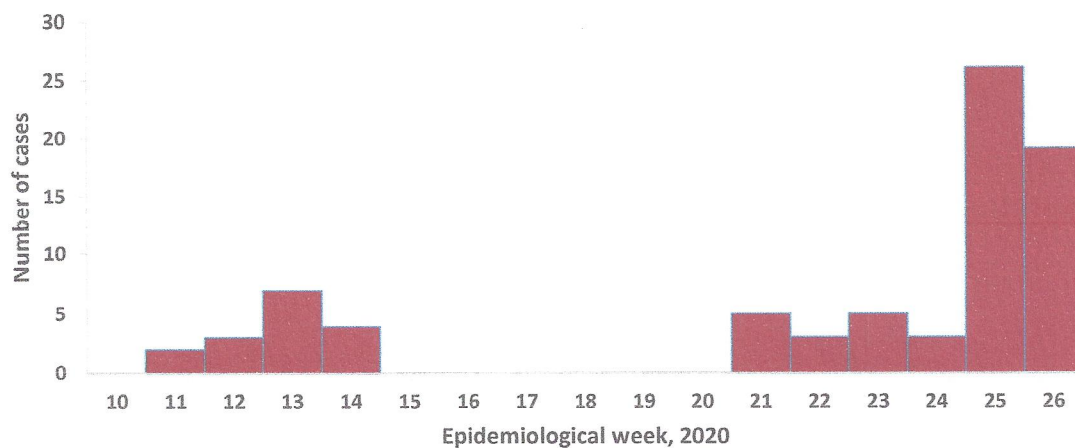


Figure 2 Epi-curve for confirmed covid-19 cases as of 23 June 2020

Namibia recorded its cases of COVID-19 during the epidemiological weeks displayed in figure 2 above. Most 26 (33.8%) of the cases were recorded in week 25.

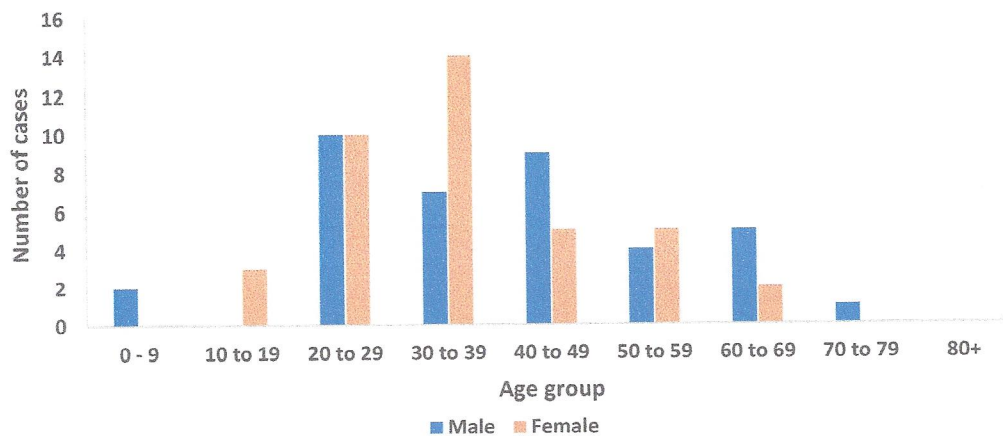


Figure 3 Age and sex distribution of COVID-19 confirmed cases as of 23 June 2020

As presented in figure 3 above, more female cases; **39 (50.6%)** were recorded; compared to male cases **38 (49.4%)**.

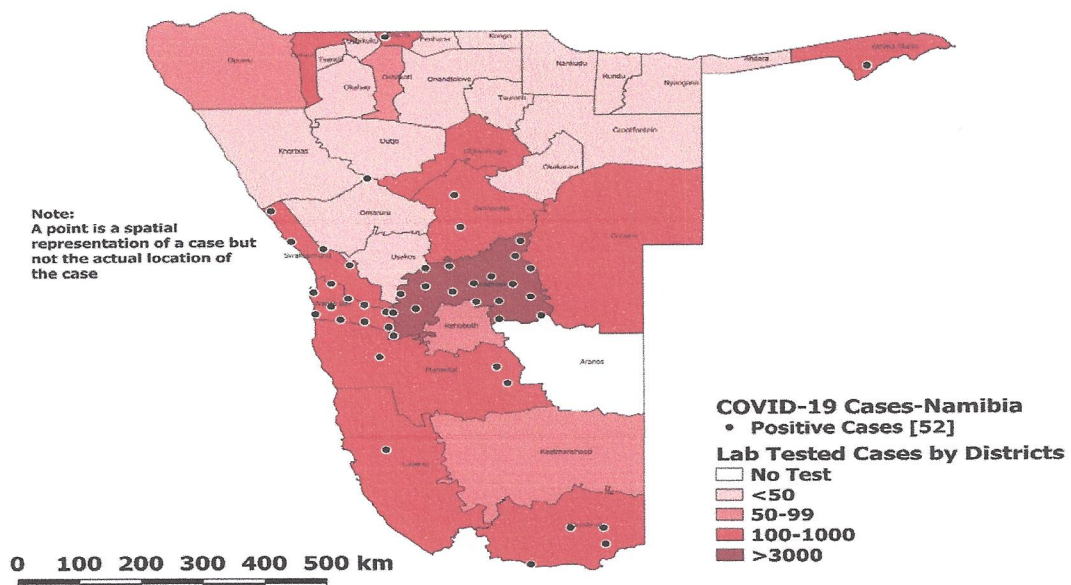


Figure 4 Distribution of suspected and confirmed COVID-19 cases in Namibia by District, 23 June 2020

3. SURVEILLANCE ACTIVITIES

- Call centre continue operations for 24 hours every day; **1213** calls were answered at the hotline today (23.06.2020), with **10** alerts investigated.

3.1. CONTACT TRACING SUMMARY

Table 1: National contacts tracing summary for COVID-19 as of 23 June 2020

Variables	High	Medium	Low	Total
Total Number of contacts listed for follow up (potential)	329	168	444	941
Total Number of contacts identified (cumulative)	329	168	417	914
Total number of Contacts never reached	0	0	27	27
Total Number of contacts lost to follow up	0	2	5	7
Total Number of contacts that developed signs & symptoms	38	5	12	55
Total Number of contacts that tested positive (became cases)	10	1	0	11
Number of active contacts monitored/followed in the last 24hrs	78	47	98	223
Total number of Contacts completed 14-days follow up	189	104	285	578

As of 23 June 2020, a total of **914** contacts of confirmed cases have been identified. A total of **578** contacts have completed their 14 days of follow up, and **223** active contacts were monitored today (Table 1).

Table 2: Number of people in mandatory quarantine facilities as of 23 June 2020

Region	Newly quarantined 24 hours	Cumulative number of people	Number people discharged	Number of people in quarantine now
Kunene	0	56	53	3
Omaheke	0	109	88	21
Kavango	4	86	62	24
Omusati	2	112	100	12
Oshana	11	53	24	29
Ohangwena	0	230	195	35
Hardap	4	205	163	42
Otjozondjupa	0	370	330	40
Khomas	13	1113	867	246
Zambezi	1	403	349	54
//Kharas	4	446	350	96
Erongo	0	201	137	64
Oshikoto	18	66	48	18
Total	57	3450	2766	684

As of 23 June 2020, a total of **3450** persons have been placed into supervised quarantine facilities around the country. Of the total, **2766** have been discharged and **684** are currently quarantined (Table 2).

3.2. LABORATORY INVESTIGATIONS

- As of 23 June 2020, a total of 7796 (including 718 re-tested) COVID-19 specimens have been tested in the two laboratories (NIP and Path Care) as per Table 3 below:

Table 3: COVID-19 specimens recorded at NIP and Path care Laboratories as of 23 June 2020

Variables	Laboratory			Total
	NIP	Path care	South Africa	
Total sample received by the Laboratory	6555	1348	-	7903
Total sample tested	5776	1302	-	7078
Total sample re-tested	680	38	-	718
Total positive results	68	8	1	77
Total negative results	5708	1294	-	7002
Total sample discarded	68	8	-	76
Invalid results	2	0	-	2
Total pending results	29	0	-	29
Total new suspected cases in last 24 hours	173	24	-	197

4. POINTS OF ENTRY

- Screening of incoming travellers and inspection of trucks at points of entry and check points are ongoing.
- Daily reporting on ground crossing transports at all designated Points of Entry is ongoing (Table 4)

Table 4. Distribution of incoming truck drivers by country of departure and destination regions on 23 June 2020

Destination	Country of departure						Total
	RSA	Zambia	Botswana	DRC	Angola	Zimbabwe	
//Kharas	37	0	1	0	0	0	38
Khomas	99	3	12	0	1	0	115
Omusati	1	0	0	0	0	0	1
Oshana	2	0	0	0	1	0	3
Otjozondjupa	8	0	7	0	2	0	17
Kavango	2	0	0	0	0	0	2
Ohangwena	3	0	0	0	4	0	7
Hardap	2	0	0	0	0	0	2
Kunene	1	0	0	0	2	0	3
Omaheke	2	0	0	0	0	0	2
Oshikoto	3	0	0	0	0	0	3
Zambezi	0	0	0	0	0	0	0
Erongo	9	40	15	0	0	1	65
Total	169	43	35	0	10	1	258

- The majority **169 (65.5%)** of the truck drivers departed from South Africa to various regions. The largest number of truck drivers were heading to Khomas and Erongo regions with **115 (44.6%)** each.

5. COUNTRY COORDINATION, PLANNING AND MONITORING:

- Plans are under way for integrated support visits to other regions (Zambezi, Kavango, Ohangwena, Omusati, Kunene, and Oshana region).
- Preparatory work for the Health Development Partners virtual meeting on 24 June 2020 are ongoing. A template has been shared with pillar leads for inputs.

6. CASE MANAGEMENT:

- Out of the 72 cumulative confirmed cases, 21 have recovered after testing negative twice for COVID-19 at 48 hours' interval.
- Of the 46 active cases, 1 is still in ICU and is clinically stable. His clinical condition continues to improve.
- Implementation of the 4th version of Case Management SOPs.
- Establishment of support capacity strengthening measures.

7. INFECTION PREVENTION AND CONTROL:

- IPC activities are ongoing:
 - Distribution of PPE according to the Regional plans.
 - Monitoring of IPC in health facilities

8. LOGISTICS:

- Facilitation of the allocation of quarantine facilities around the country and transportation of discharged people from quarantine facilities is ongoing.
- Sourcing, procuring, receiving and distributing commodities.

- Updating commitment and stock registers daily.
- Distributed medical commodities (suction machines and ventilators) to Erongo region.


9. CHALLENGES:

- Inadequate isolation units at health facilities in the regions.
- Inadequate PPE
- Inadequate nasopharyngeal swabs and appropriate transport media.

10. RECOMMENDATIONS AND WAY FORWARD:


- Establish fully equipped isolation units at health facilities in the regions.
- Logistics pillar to continue with the procurement and distribution of sufficient PPE to the regions to ensure that response is not interrupted.
- NIP to continue sourcing for swabs and appropriate transport media.

Approved:



Incident Manager

Date: 23 June 2020



Secretariat

For enquiries, please contact

Namibia Public Health Emergency Operations Centre;

Email: PHEOC@mhss.gov.na

Hotline Toll-free: 0800 100 100

Hotline Whatsapp: 085 1100 100