



Ministry of Health and Social Services
Republic of Namibia

NAMIBIA COVID-19 SITUATION REPORT NO. 76			
Outbreak Name	<i>COVID-19 outbreak</i>	Country affected	Namibia
Date & Time of this report	<i>02.06.2020 21:30 hrs</i>	Investigation start date	13 March 2020
Prepared by	<i>Surveillance Team</i>		

1. SITUATION UPDATE / HIGHLIGHTS

- No new confirmed case was recorded today (02 June 2020).
- Cumulatively, **25** confirmed cases have been reported in the country,
- Of the **25** confirmed cases, Sixteen **16 (64%)** have recovered.
- Twenty-two **22 (88%)** of the confirmed cases are imported while **3 (12%)** are local transmissions.
- No death has been recorded, case fatality rate is **0%**
- There is no evidence of community transmission in the country at the moment.
- On 28 May 2020, His Excellency, The President of the Republic of Namibia announced a transition of all the regions (with exception of the Walvis Bay Local Authority Area) from stage 2 of lockdown to stage 3 with effect at midnight 01 June 2020 until 29 June 2020.
 - Stage 3 of lockdown covers a period of 28 days/ two incubation periods.
 - Walvis Bay Local Authority Area has reverted to stage 1 of lockdown on 29 May 2020 until midnight, 04 June 2020.

2. BACKGROUND

Description of the cases

- **Index cases:** Two confirmed cases of COVID-19 were reported in Windhoek district on 13 March 2020. The married couple; a 35-year-old male and a 25-year-old female, arrived from Madrid, Spain on 11 March 2020.
- On 31 May 2020, Namibia recorded a case in Khomas Region, bringing the total number of confirmed cases to 25.

3. EPIDEMIOLOGY

Since 14 March, 2020 when the COVID-19 outbreak was declared in Namibia, a total of **25** cases have been confirmed. As of today, four (4) Regions have been affected, of which Khomas region recorded the highest number of cases; **13 (52%)**, while Hardap region recorded the least number of cases; **2 (8%)**. The distribution of confirmed cases by region is presented in figure 1 below.

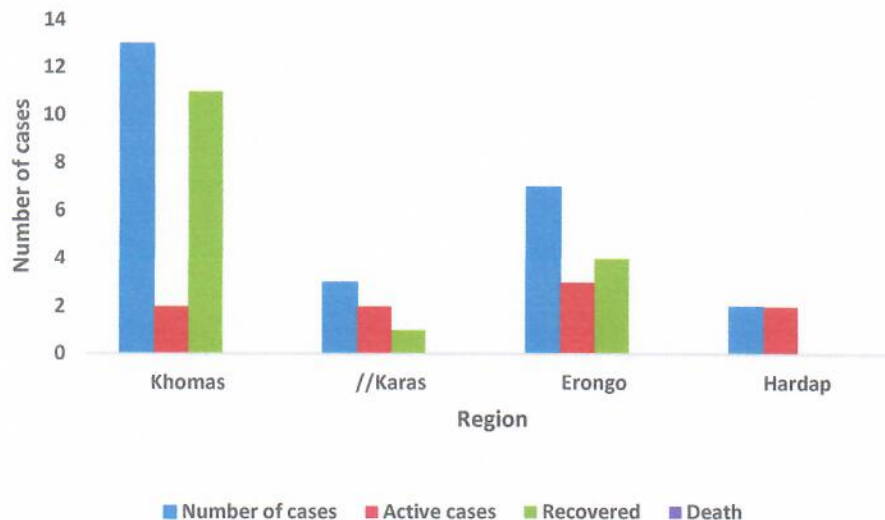


Figure 1 Distribution of Confirmed COVID-19 cases in Namibia, by region as of 02 June 2020

As presented in figure 2 below, Namibia recorded its cases of COVID-19 during epidemiological weeks 11, 12, 13, 14, 21, 22 and 23 where most cases (7) were recorded during epidemiological week 13.

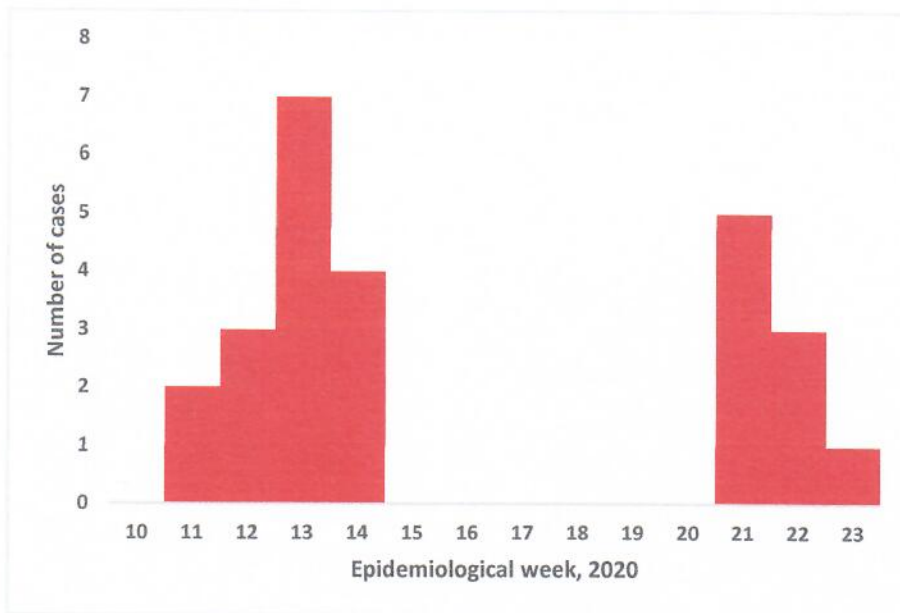


Figure 2: Epi-curve for confirmed COVID-19 cases in Namibia as of 02 June 2020

Of the 25 confirmed cases, more males; **17 (68%)** are affected compared to their female counterparts; **8 (32%)**. The age and sex distribution of confirmed COVID-19 cases is presented in figure 3 below.

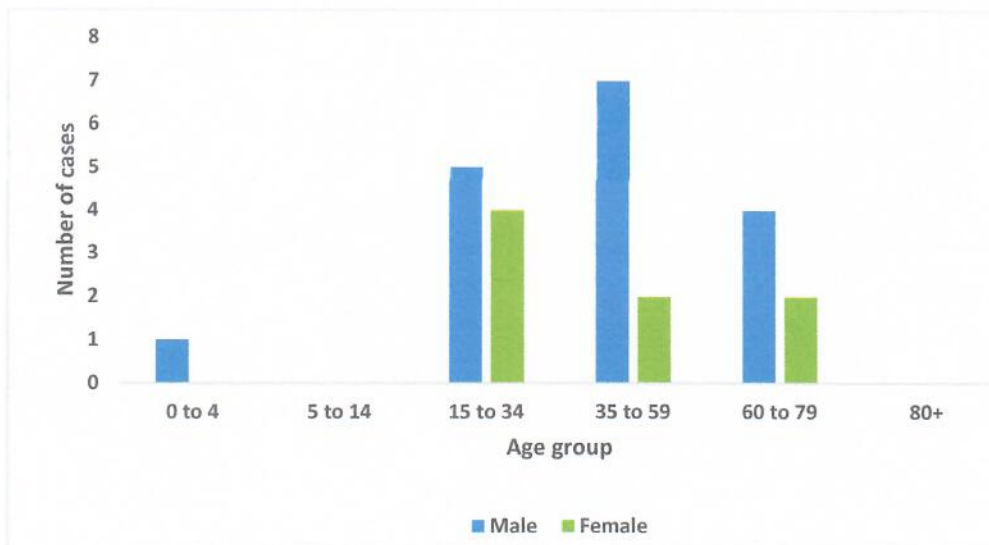


Figure 3: Age and sex distribution of COVID-19 confirmed cases in Namibia as of 02 June 2020

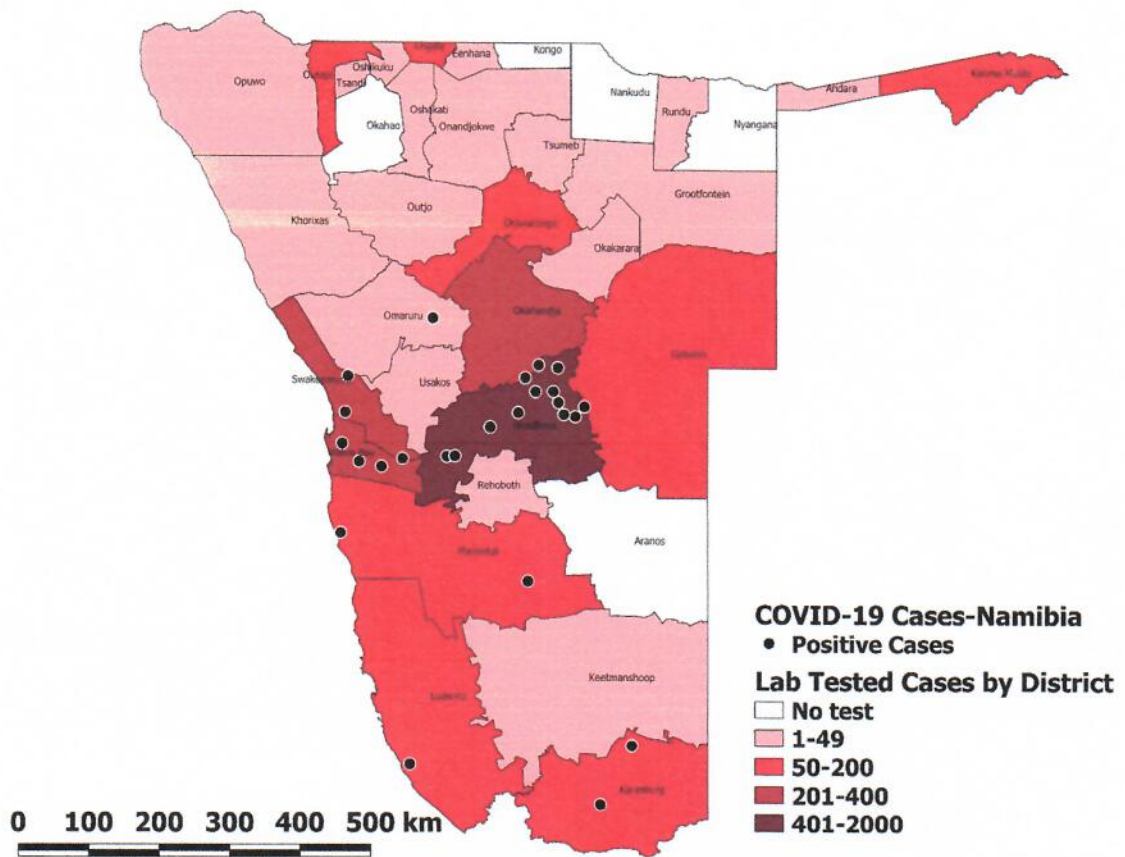


Figure 3: Suspected and confirmed COVID-19 cases in Namibia per District, 02 June 2020

4. PUBLIC HEALTH ACTION / RESPONSE INTERVENTIONS AND SURVEILLANCE

- **Case definitions as of 20 March 2020:**

Suspected case:

A. A patient with acute respiratory illness (fever and at least one sign/symptom of respiratory disease, e.g., cough, shortness of breath), AND a history of travel to or residence in a location reporting community transmission of COVID-19 disease during the 14 days prior to symptom onset; OR

B. A patient with any acute respiratory illness AND having been in contact with a confirmed or probable COVID-19 case in the last 14 days prior to symptom onset; OR

C. A patient with severe acute respiratory illness (fever and at least one sign/symptom of respiratory disease, e.g., cough, shortness of breath; AND

requiring hospitalization) AND in the absence of an alternative diagnosis that fully explains the clinical presentation.

Probable case: A suspect case for whom testing for COVID-19 is inconclusive. Inconclusive being the result of the test reported by the laboratory

Confirmed case: A person with laboratory confirmation of COVID-19 infection, irrespective of clinical signs and symptoms

- **Active surveillance working case definition as of 20 April 2020**

A patient diagnosed with Upper/Lower Respiratory Infection (Mild or Severe) presenting any of the following signs and symptoms: cough, sore throat, fever, chills, myalgia/body pains or shortness of breath in the past 7 days.

- **Surveillance activities**

- Call centre continue operations for 24 hours every day; **842** calls answered at the hotline today (02.06.2020) and **12** alerts and rumours investigated.
- Data entry is ongoing, realtime data dashboard launched on 01 June 2020. The Dashboard is accessible at <https://cutt.ly/Covid-19-situation-Namibia>
- Active case search in all regions is ongoing.
- Contact tracing and monitoring is ongoing (**see Table 1**).
- People under mandatory quarantine are being monitored daily (**see Table 2**) and are being tested on day 12 before release on day 15 if they test negative.
- Online Data management training started today (02 June 2020) and expected to end on 04 June 2020 .

Contact tracing Summary

As of 02 June 2020, for the 25 confirmed cases, a total number of **434** contacts have been identified. Two hundred and eighty five (**285**) contacts have completed their 14 days of follow up and **137** are still active and being monitored daily for 14 days (**Table 1**).

Table 1: National contacts tracing summary for COVID-19 as of 02 June 2020

Variables	High	Medium	Low	Total
Total Number of contacts listed for follow up (potential)	137	86	255	478
Total Number of contacts identified (cumulative)	136	86	212	434
Total number of Contacts never reached	1	0	43	44
© Total Number of contacts lost to follow up	0	2	5	7
Total Number of contacts that developed signs & symptoms	25	9	9	43
Total Number of contacts that tested positive (became cases)	4	1	0	5
Number of active contacts monitored/followed in the last 24hrs	52	24	61	137
Total number of Contacts completed 14-days follow up	80	61	144	285

© Seven contacts are lost to follow up, all are non-Namibians and have travelled back to their countries of origin.

As of 02 June 2020, a total of **2228** persons who came into the country have been put into supervised quarantine facilities around the country. Of the 2228, **1572** have been discharged and **656** are currently quarantined (**Table 2**)

Table 2: Number of people in mandatory quarantine facilities as of 02 June 2020

Region	Newly quarantined 24hrs	Cumulative number of people	Number of people discharged	Number of people in quarantine now
Kunene	0	52	42	10
Omaheke	0	63	56	7
Kavango	0	13	4	9
Omusati	3	88	76	12
Oshana	0	20	9	11
Ohangwena	4	165	133	32
Hardap	0	134	116	18
Otjozondjupa	25	323	267	56
Khomas	15	621	335	286
Zambezi	5	309	269	40
//Karas	0	280	189	91
Erongo	37	138	55	83
Oshikoto	0	22	21	1
Total	89	2228	1572	656

Table 3. Distribution of truck drivers who came into Namibia from neighboring countries and their destination regions on 02 June 2020.

Destination	Country of departure						Total
	South Africa	Zambia	Botswana & RSA	DRC	Angola	Zimbabwe	
Karas	48	0	0	0	1	0	49
Khomas	97	0	7	0	3	0	107
Oshana	1	0	0	0	0	0	1
Otjozondjupa	9	2	3	0	1	0	15
Kavango	2	0	0	0	0	0	2
Ohangwena	4	0	1	0	1	0	6
Hardap	4	0	0	0	0	0	4
Kunene	1	0	1	0	0	0	2
Omaheke	0	0	0	0	1	0	1
Omusati	0	0	0	0	0	0	0
Oshikoto	2	0	3	0	1	0	6
Zambezi	0	0	0	0	0	0	0
Erongo	10	89	5	0	0	0	104
Total	178	91	20	0	8	0	297

LABORATORY INVESTIGATIONS

- As of 02 June 2020, a total of **4102** (including **187 re-tests**) COVID-19 specimens have been tested in the two laboratories (NIP and Path Care) as per table 5 below:

Table 5: COVID-19 specimens recorded at NIP and Path care Laboratories as of 02 June 2020

Variables	Laboratory			Total
	NIP	Path care	South Africa	
Total sample received by the Laboratory	3128	1053	-	4181
Total sample tested	2894	1021	-	3915
Total sample re-tested	163	24	-	187
Total results positive	18	6	*1	25
Total results negative	2876	1015	-	3891
Total sample discarded	#59	8	-	67
Total sample missing	1	0	-	1
Total results pending	12	0	-	12
Total results inconclusive/indeterminate	0	0	-	0
Total new suspected cases in last 24 hours	@75	19	-	94

*1 Patient specimen collected and tested in South Africa, he travelled back before results came out

@ The total sample received by the lab in 24 hours is 89, but the new test were only 75.

On 1 June 2020 two samples that were missing (case investigation form received but no samples received) were recorded as discarded, but one was found on 2 June and therefor removed from the discarded number. .

COUNTRY COORDINATION, PLANNING AND MONITORING

- Continues to attend the IM Briefing Meetings and agreed to hold regular meetings with the IM. The team proposed that:
 - The National level consider urgent deployment of an integrated team of technical experts to the following priority border regions (Erongo, Karas, Hardap, Zambezi, Omaheke, Kavango, Ohangwena, Omusati and Kunene).
 - An integrated team of technical experts should be representative of the key pillars – IPC/Case Management, Coordination, RCCE, Psychosocial support, PoE as well as Surveillance/RRT.

CASE MANAGEMENT:

- Out of the 25 cumulative confirmed cases, 16 have recovered after testing negative twice for COVID-19 at 48 hours' interval.
 - The last recoveries are those of the index cases (case 1 and 2) on 01 June 2020.
- Of the 9 active cases, 1 is still in ICU but in a stable condition, 1 has mild symptoms and the other 7 are asymptomatic.

INFECTION PREVENTION AND CONTROL:

- IPC activities are on going including distribution of PPE to the Regional plans .

LOGISTICS.

- Facilitation of the allocation of quarantine facilities in the country and transportation for discharged people from quarantine facilities is ongoing.
- Provision of commodities' specifications and verification for procurement is being done regularly.
- Distribution of PPEs to the regions

POINTS OF ENTRY:

- Screening and inspection of incoming travellers and trucks at points of entry and check points is ongoing
- SOP for management and monitoring of cross border road transport at designated Points of Entry and COVID-19 checkpoints finalised

RISK COMMUNICATION AND COMMUNITY ENGAGEMENT:

- The COVID-19 Communication Center continues to update the public on the status of the outbreak, the impact on different sectors and address rumours around COVID-19.
- Flyers on COVID-19 facts have been translated into 8 local languages, and a total of 110 000 copies have been printed and they are being distributed to schools.

PSYCHOSOCIAL SUPPORT SERVICES:

- Continuous provision of health education, psychosocial support services, as well as food to people in need of shelter.
- Effective parenting, suicide prevention & tobacco use prevention are conducted at both centres.

5. CHALLENGES:

- Inadequate isolation units at health facilities in the regions.
- Insufficient PPE and swabs for sample collection from suspected cases identified through active case search in some districts.
- Inadequate nasopharyngeal swabs and appropriate transport media.

6. RECOMMENDATIONS AND WAY FORWARD:

- Establish fully equipped isolation units at health facilities in the regions.
- Logistics pillar to continue with the procurement and distribution of sufficient PPE to the regions to ensure that response is not interrupted.
- NIP to continue sourcing for swabs and appropriate transport media for all districts.

Approved:



Incident Manager
Date: 02 June 2020



Secretariat