



Ministry of Health and Social Services
Republic of Namibia

| NAMIBIA COVID-19 SITUATION REPORT NO. 123 | | | |
|---|-------------------------|--------------------------|---------------|
| Outbreak Name | COVID-19 outbreak | Country affected | Namibia |
| Date & Time of this report | 19.07.2020 22:00 hrs | Investigation start Date | 13 March 2020 |
| Prepared by | Surveillance Team | | |

HIGHLIGHTS/SITUATION UPDATE (19/07/2020)

| Total | Today |
|-----------------------|---------------------|
| Tested 18507 | Tested 297 |
| Confirmed 1344 | Confirmed 97 |
| Active 1298 | Active 1298 |
| Recovered 42 | Recovered 7 |
| Death 4 | Death 1 |

- ⊙ The country is in Stage 4 of the State of Emergency (29 June 2020 -17 September 2020)
- ⊙ Walvis Bay, Swakopmund, and Arandis Local Authority Areas in Erongo region will remain in Stage 3 (from 07 July 2020 until 23h59 of 03 August 2020).

Dashboard information can be accessed at: <https://cutt.ly/Covid-19-situation-Namibia>

Table 1: Distribution of confirmed COVID-19 cases by region, 19 July 2020

| Region | Total No. of cases | Active cases | Recovered | Death | Health Care Workers |
|--------------|--------------------|--------------|-----------|----------|---------------------|
| Erongo | 1258 | 1236 | 18 | 4 | 8 |
| Hardap | 6 | 5 | 1 | 0 | 0 |
| //Kharas | 20 | 15 | 5 | 0 | 0 |
| Khomas | 39 | 21 | 18 | 0 | 3 |
| Ohangwena | 6 | 6 | 0 | 0 | 0 |
| Omusati | 1 | 1 | 0 | 0 | 0 |
| Oshana | 5 | 5 | 0 | 0 | 0 |
| Otjozondjupa | 5 | 5 | 0 | 0 | 0 |
| Zambezi | 4 | 4 | 0 | 0 | 1 |
| Total | 1344 | 1298 | 42 | 4 | 15 |

- ⊙ To-date, **15** Health Care Workers have tested positive for COVID-19, with **3** new confirmations today.
- ⊙ Omusati region has recorded its first COVID-19 case today (19 July 2020).
- ⊙ One death has been recorded today (19 July 2020) from Erongo region.
- ⊙ Today (19 July 2020), **7** recoveries have been recorded from Erongo (4), //Kharas (2), and Khomas (1) regions.
- ⊙ Cumulatively, **1283 (95.5%)** cases are local transmissions while **61 (4.5%)** are imported.
- ⊙ Since the beginning of the outbreak, **215** cases were identified during active case search.
- ⊙ More male cases **737 (54.8%)** were recorded compared to female cases **607 (45.2%)**

- ⊙ Nine (9) of the 14 regions have reported confirmed cases; with Erongo reporting the highest **1258 (93.6%)** followed by Khomas **39 (2.9%)**.

EPIDEMIOLOGICAL SITUATION IN NAMIBIA

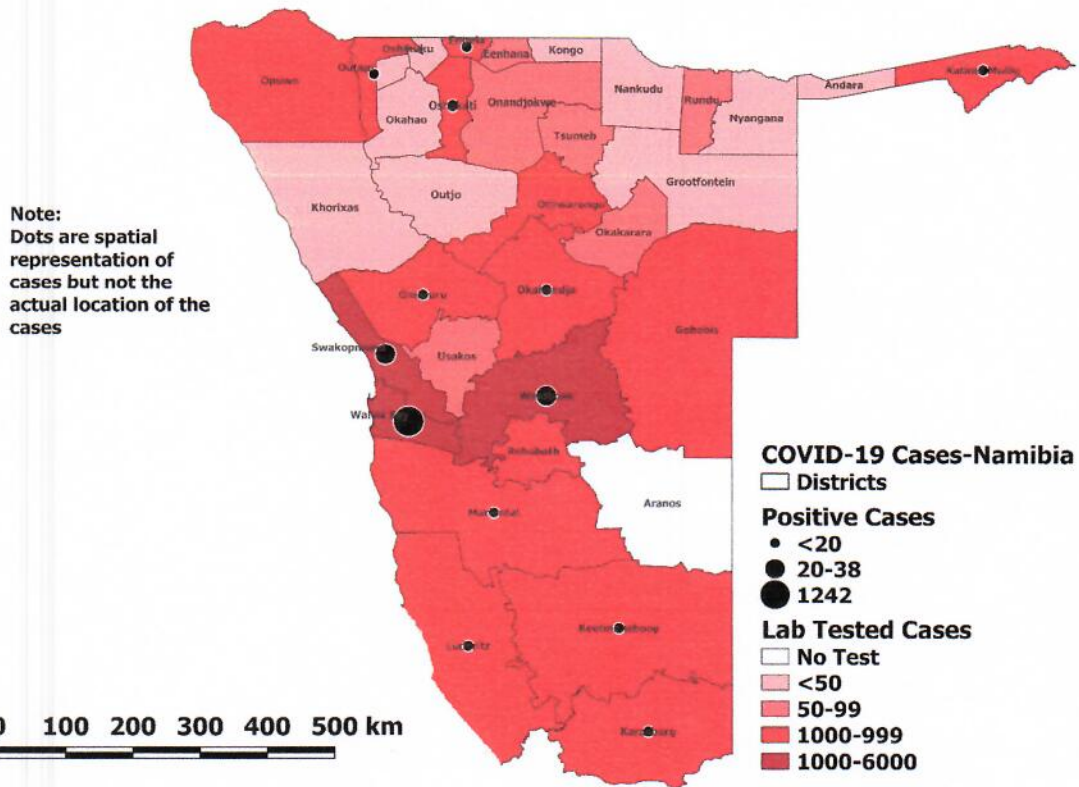


Figure 2: Distribution of suspected and confirmed COVID-19 cases in Namibia by District, 19 July 2020

Namibia has recorded **1344** COVID-19 cases since 13 March 2020. Up to **534 (39.7%)** of the total cases were recorded during week 29 (Figure 1).

- ⊙ A high number of cases were recorded in the past three weeks as a result of:
 - Spread of local transmission in Walvis Bay district
 - Increased Active Case Search and testing, averaging 300 daily in the past weeks.
- ⊙ Call centre continues operation for 24 hours daily. Today, **1380** calls were answered with **7** alerts.

- ⊙ The most affected ages are within 20 and 49 years **1036 (77.1%)**.
- ⊙ Those aged 60 and above constitute **33 (2.5%)** of those affected.

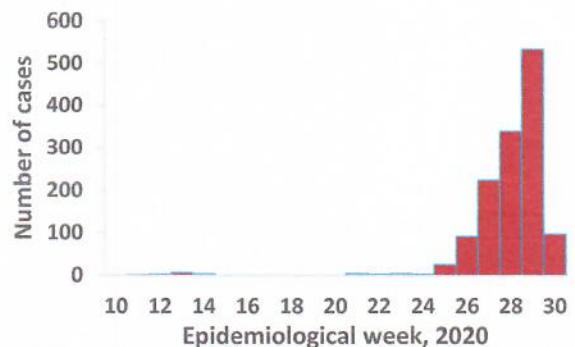


Figure 1: Epi-curve for confirmed COVID-19 cases 19 July 2020

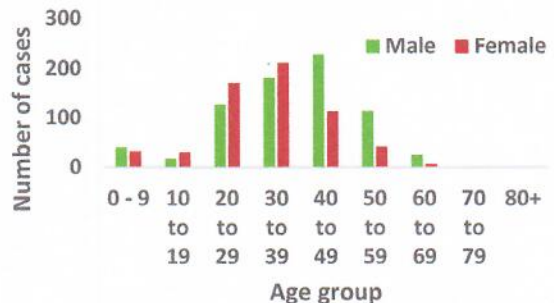


Figure 3: Age and sex distribution of COVID-19 confirmed cases 19 July 2020

Table 2: Number of people in mandatory quarantine facilities, 19 July 2020

| Region | Newly quarantined 24 hours | Cumulative number | Number discharged | Number in quarantine now |
|--------------|----------------------------|-------------------|-------------------|--------------------------|
| Kunene | 0 | 109 | 92 | 17 |
| Omaheke | 0 | 118 | 118 | 0 |
| Kavango | 0 | 102 | 93 | 9 |
| Omusati | 0 | 125 | 120 | 5 |
| Oshana | 2 | 127 | 85 | 42 |
| Ohangwena | 0 | 322 | 294 | 28 |
| Hardap | 3 | 260 | 247 | 13 |
| Otjozondjupa | 0 | 453 | 407 | 46 |
| Khomas | 0 | 1434 | 1227 | 207 |
| Zambezi | 1 | 504 | 427 | 77 |
| //Kharas | 0 | 590 | 465 | 125 |
| Erongo | 0 | 466 | 382 | 84 |
| Oshikoto | 0 | 91 | 78 | 13 |
| Total | 6 | 4701 | 4050 | 651 |

- Since March 2020, 4701 people have been placed into supervised quarantine facilities around the country.
- A total of 651 people are currently in quarantine with 6 new admissions in the past 24 hours.
- Since March 2020, 107 people who were in quarantine have tested positive for COVID-19.

Table 3: COVID-19 specimen recorded at NIP & Path care Laboratories 19 July 2020

- To date, 18507 tests have been conducted by NIP & Path-Care laboratories (including 1903 re-tests).
- Since the beginning of the outbreak, 3413 contacts of confirmed cases have been identified, 80 new contacts were identified within the last 24 hours.
- Cumulatively, 1237 contacts have completed their 14 days of follow up, while 407 out of 1881 active contacts were monitored today.

| Variables | Laboratory | | | Total |
|---|------------|-----------|--------------|-------|
| | NIP | Path care | South Africa | |
| Total sample received by the Laboratory | 15357 | 3268 | - | 18625 |
| Total sample tested | 13523 | 3081 | - | 16604 |
| Total sample re-tested | 1724 | 179 | - | 1903 |
| Total positive results | 985 | 358 | 1 | 1344 |
| Total negative results | 12536 | 2723 | - | 15261 |
| Total sample discarded | 68 | 8 | - | 76 |
| Invalid results | 1 | 0 | - | 1 |
| Total pending results | 41 | 0 | - | 41 |
| Suspected cases in 24 hours | 20 | 277 | - | 297 |

Table 4: Distribution of truck drivers coming into Namibia from neighbouring countries and destination regions on 19 July 2020

| Destination | Country of departure | | | | | | |
|--------------|----------------------|----------|-----------|-----------|----------|-----------|------------|
| | RSA | Tanzania | Botswana | Angola | DRC | Zambia | Total |
| //Kharas | 63 | 0 | 0 | 1 | 0 | 0 | 64 |
| Khomas | 122 | 0 | 9 | 5 | 0 | 1 | 137 |
| Omusati | 0 | 0 | 0 | 0 | 0 | 0 | 0 |
| Oshana | 7 | 0 | 1 | 0 | 0 | 0 | 8 |
| Otjozondjupa | 11 | 0 | 3 | 1 | 0 | 2 | 17 |
| Kavango | 4 | 0 | 0 | 0 | 0 | 0 | 4 |
| Ohangwena | 8 | 0 | 0 | 2 | 0 | 0 | 10 |
| Hardap | 5 | 0 | 0 | 0 | 0 | 0 | 5 |
| Kunene | 0 | 0 | 0 | 0 | 0 | 0 | 0 |
| Omaheke | 0 | 0 | 0 | 1 | 0 | 0 | 1 |
| Oshikoto | 2 | 0 | 0 | 2 | 0 | 0 | 4 |
| Zambezi | 0 | 0 | 0 | 0 | 0 | 0 | 0 |
| Erongo | 28 | 0 | 8 | 0 | 1 | 28 | 65 |
| Total | 250 | 0 | 21 | 12 | 1 | 31 | 315 |

- A total of 315 trucks entered the country through various ground crossing points in the last 24 hours.
- Of these trucks, 43.5% were heading to Khomas, 20.6% to Erongo while 20.3% were heading to //Kharas region.

PUBLIC HEALTH ACTION

- ⊙ National level continues to support the regions
- ⊙ Regions have enhanced social mobilization on COVID-19
- ⊙ Targeted testing in Walvis Bay is ongoing
- ⊙ Regions have intensified surveillance on travellers from Erongo region for early case detection


CHALLENGES

- ⊙ Inadequate isolation units, at health facilities in the regions.
- ⊙ Inadequate PPE
- ⊙ Inadequate nasopharyngeal swabs and appropriate transport media.
- ⊙ Prolonged turn-around time of results at NIP.

RECOMMENDATIONS

- ⊙ Establish fully equipped isolation units at health facilities in the regions.
- ⊙ Logistics pillar to continue with the procurement and distribution of sufficient PPE to the regions to ensure that response is not interrupted.
- ⊙ NIP to continue sourcing for swabs and appropriate transport media.
- ⊙ Enhance laboratory testing capacity throughout the country

Approved:





Incident Manager
Date: 19 July 2020




Secretariat

For enquiries, please contact
Namibia Public Health Emergency Operations Centre;

 PHEOC@mhss.gov.na

 0800 100 100

 0851 100 100