

# Morbidity & mortality trends in PoC sites, South Sudan (IDSR/EWARN data)

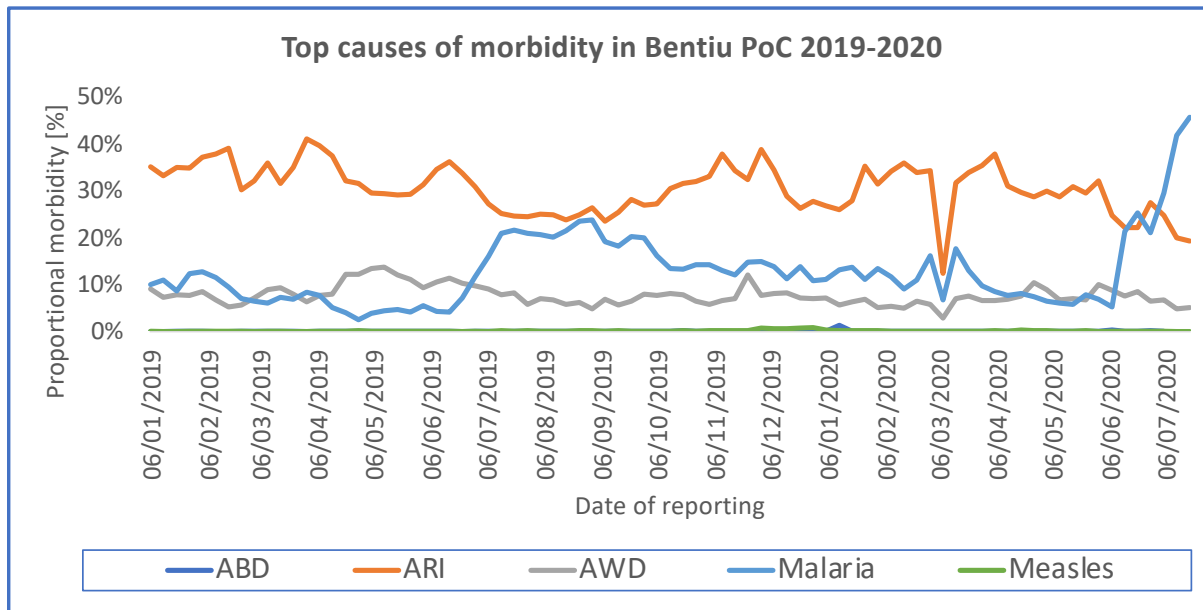
As of week 29, 2020



Ministry of Health  
Republic of South Sudan

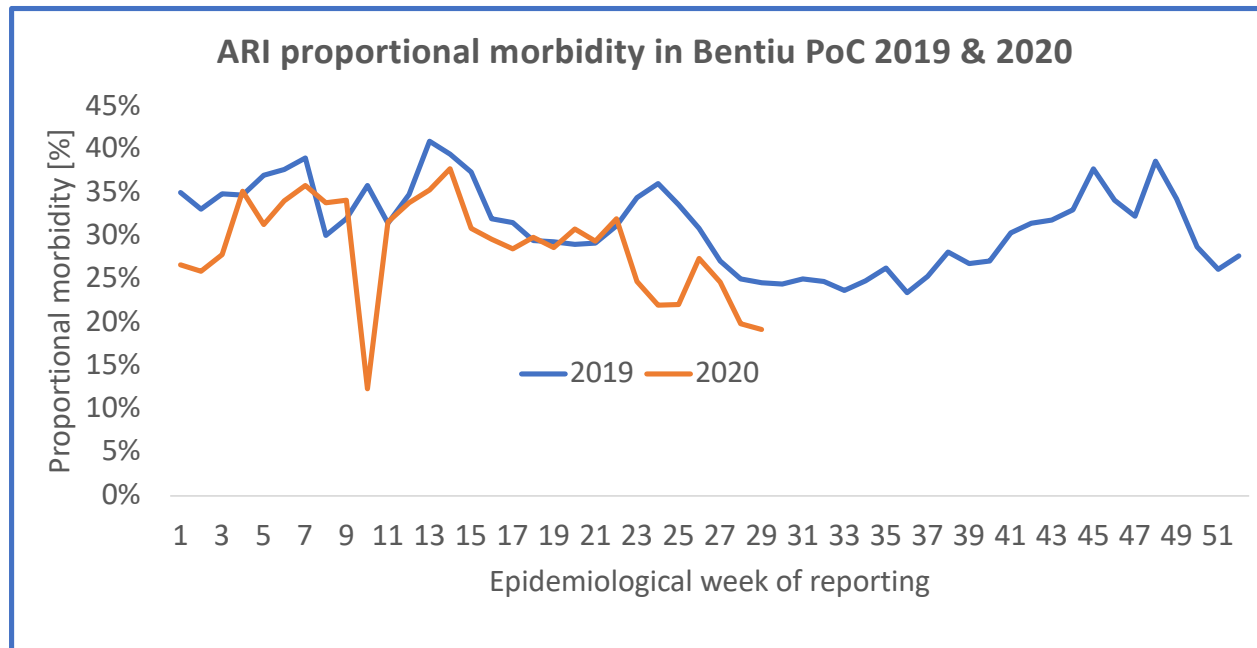


# Top causes of morbidity, Bentiu PoC, wk 29, 2020



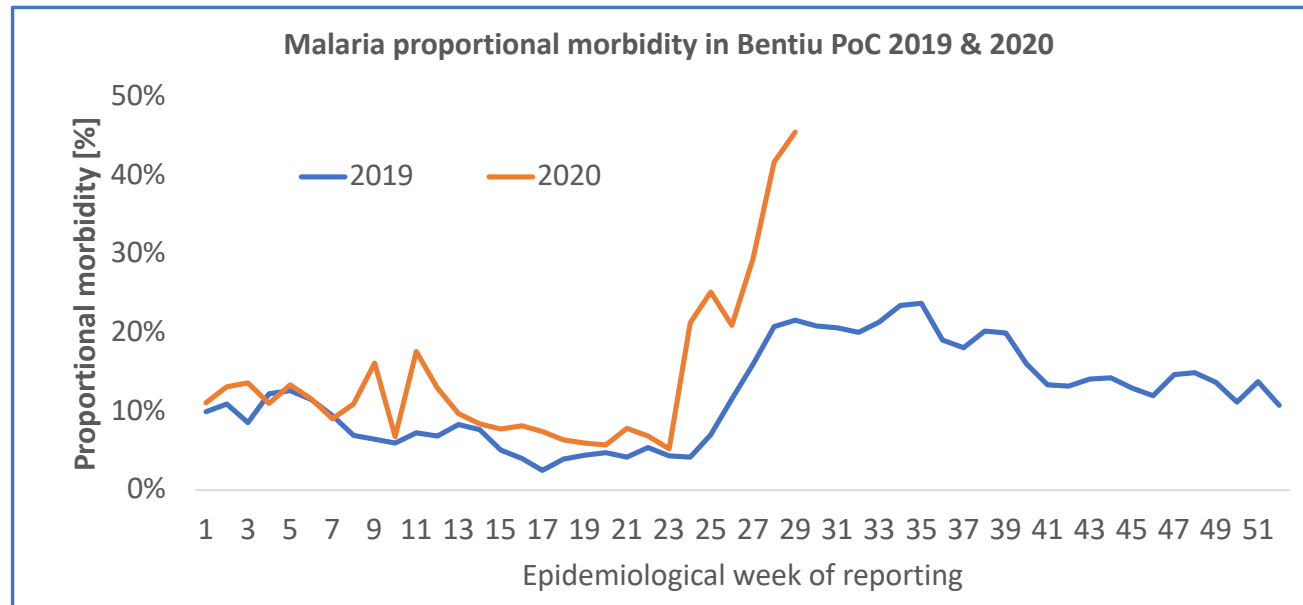
- Malaria remains the top cause of morbidity in Bentiu PoC
- Malaria accounts for 46% of OPD consultations representing a 9.5% increase from week 28, 2020
- ARI proportional morbidity reduced from 20% in wk 28 to 19% in wk 29, 2020
- These proportions may be affected by the current triage of patients at clinics due to the COVID-19 context

## ARI trends in Bentiu PoC, 2019-2020



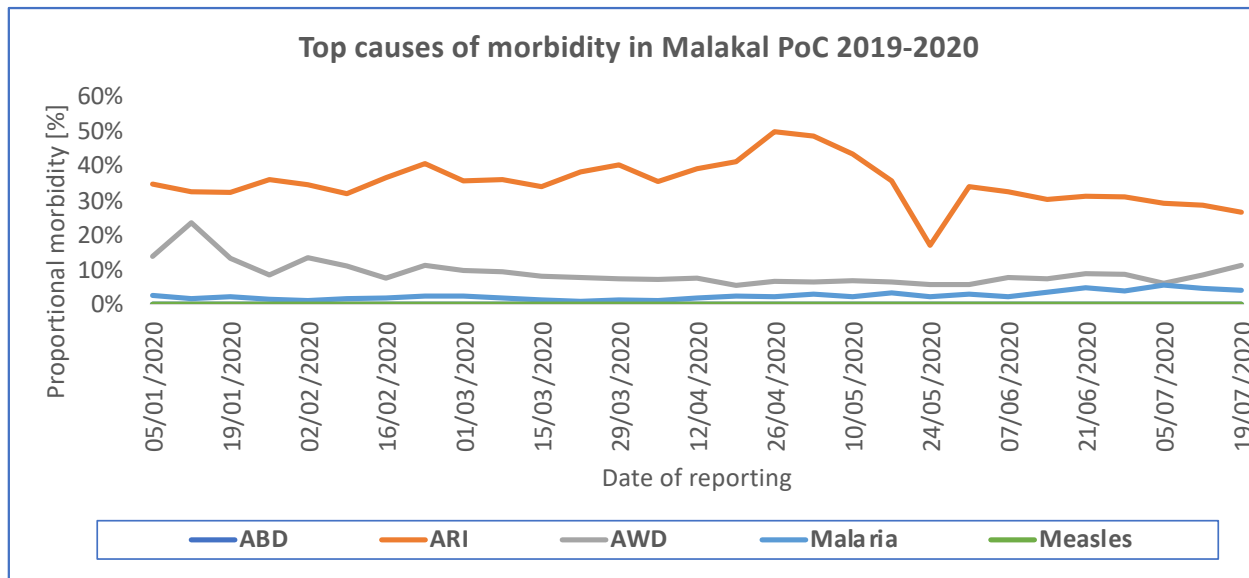
ARI proportional morbidity in 2020 is lower when compared to the corresponding period of 2019

## Malaria trends in Bentiu PoC, 2019-2020



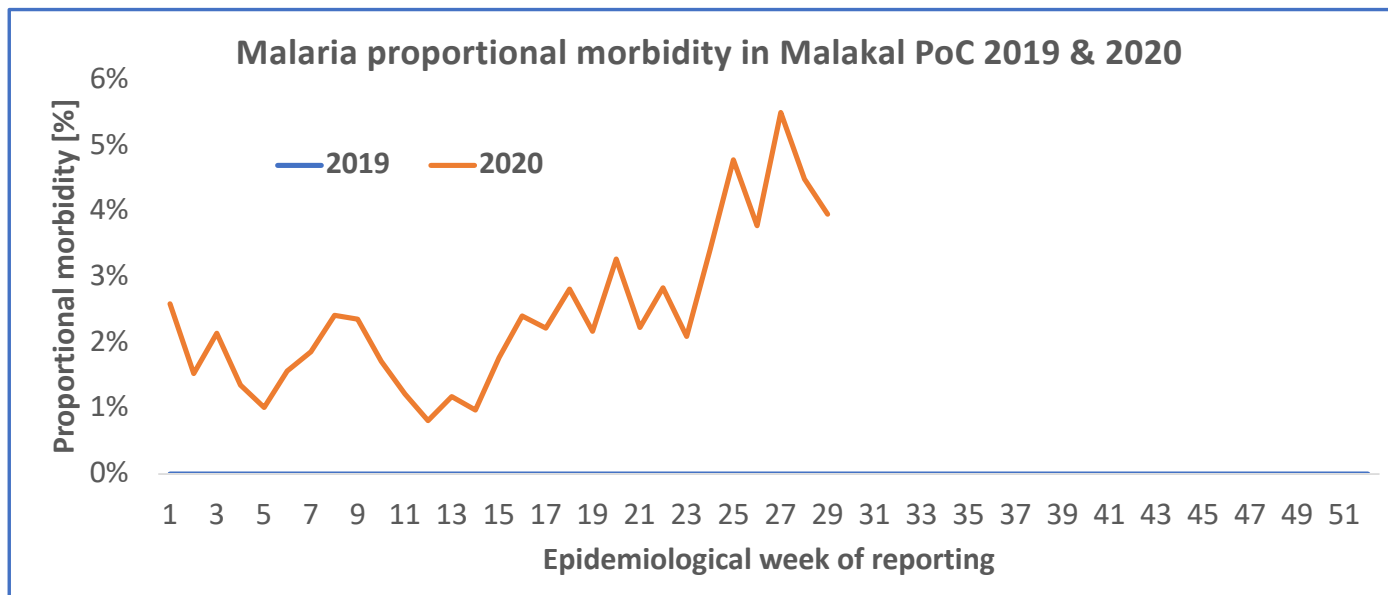
- Malaria started rising earlier (wk23, 2020) when compared to 2019
- Malaria was the top cause of morbidity in wk 29, 2020 and accounted for 46% of OPD consultations

# Top causes of morbidity, Malakal PoC, wk 29, 2020



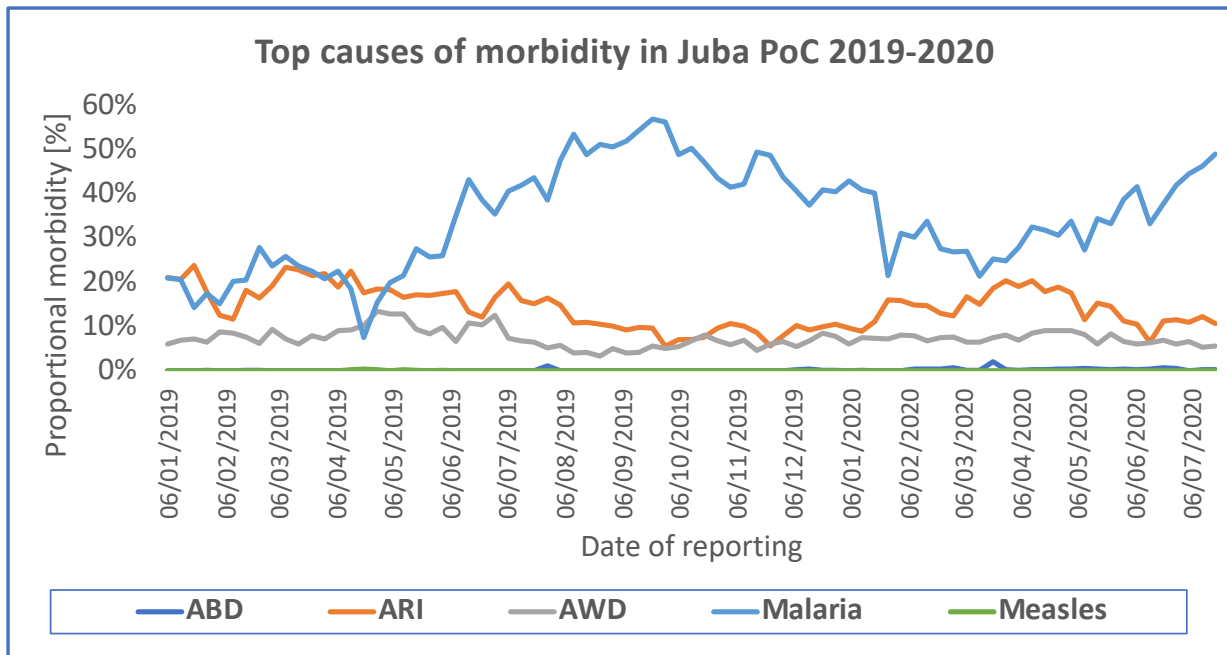
- ARI is the top cause of morbidity in Malakal PoC
- ARI accounts for 26% of OPD consultations and declined when compared to 29% in week 28, 2020
- Malaria proportional morbidity is 4% and has been rising since week 26, 2020

## Malaria trends in Malakal PoC, 2019-2020



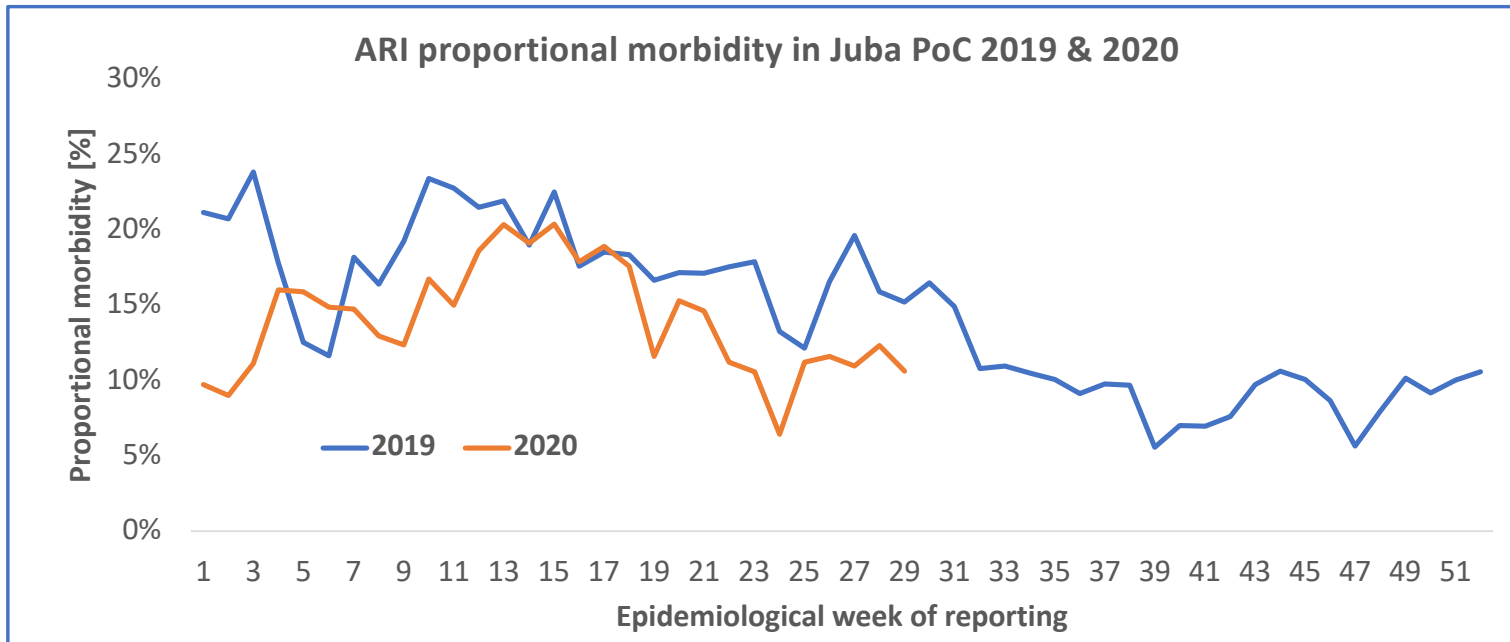
Malaria accounted for 4% consultations in Malakal PoC in week 29 of 2020

# Top causes of morbidity, Juba PoC, wk 29, 2020



- Malaria is top cause of morbidity followed by ARI & AWD since wk 1, 2020
- Malaria currently accounts for 49% of the total OPD consultations
- ARI proportional morbidity is currently 11%

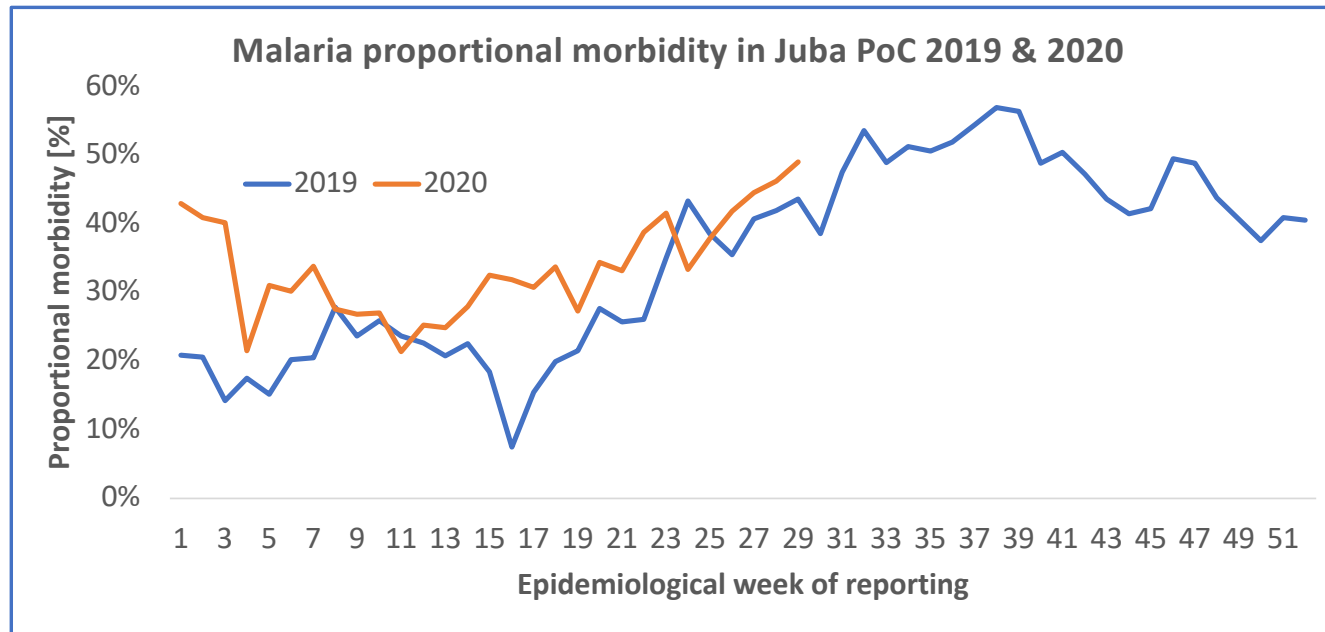
## ARI trends in Juba PoC, 2019-2020



ARI proportional morbidity in Juba PoC in 2020 (11%) lower when compared to the corresponding period of 2019 (15%)

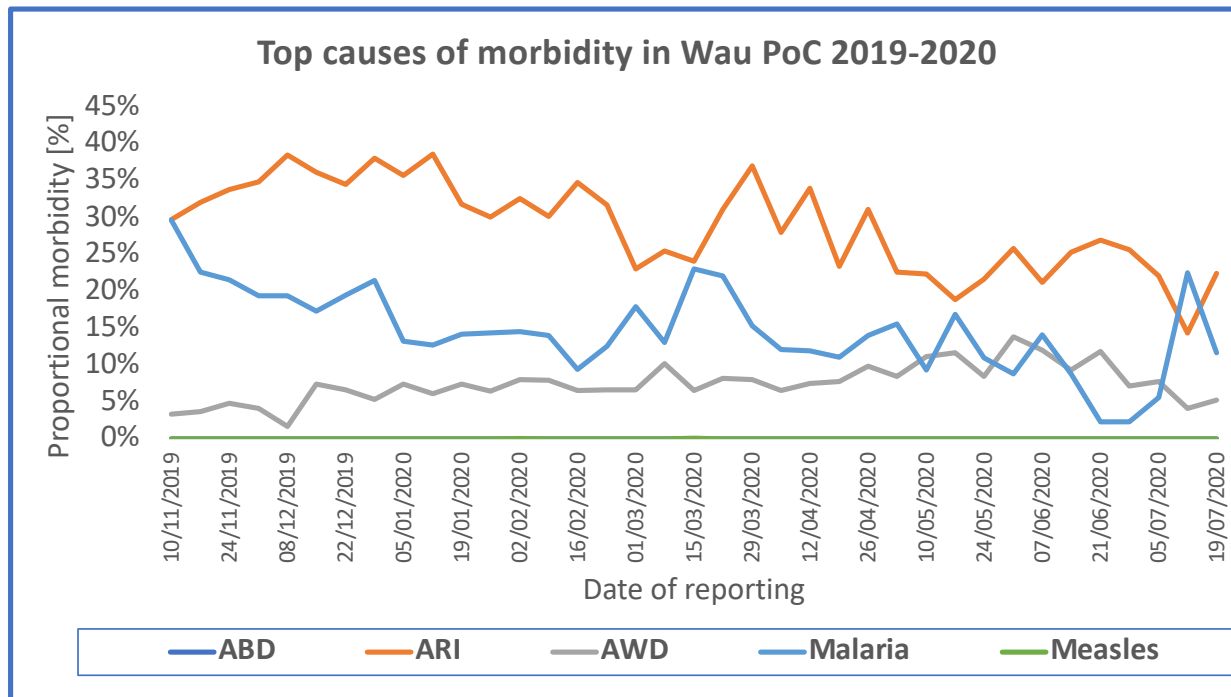


## Malaria trends in Juba PoC, 2019-2020



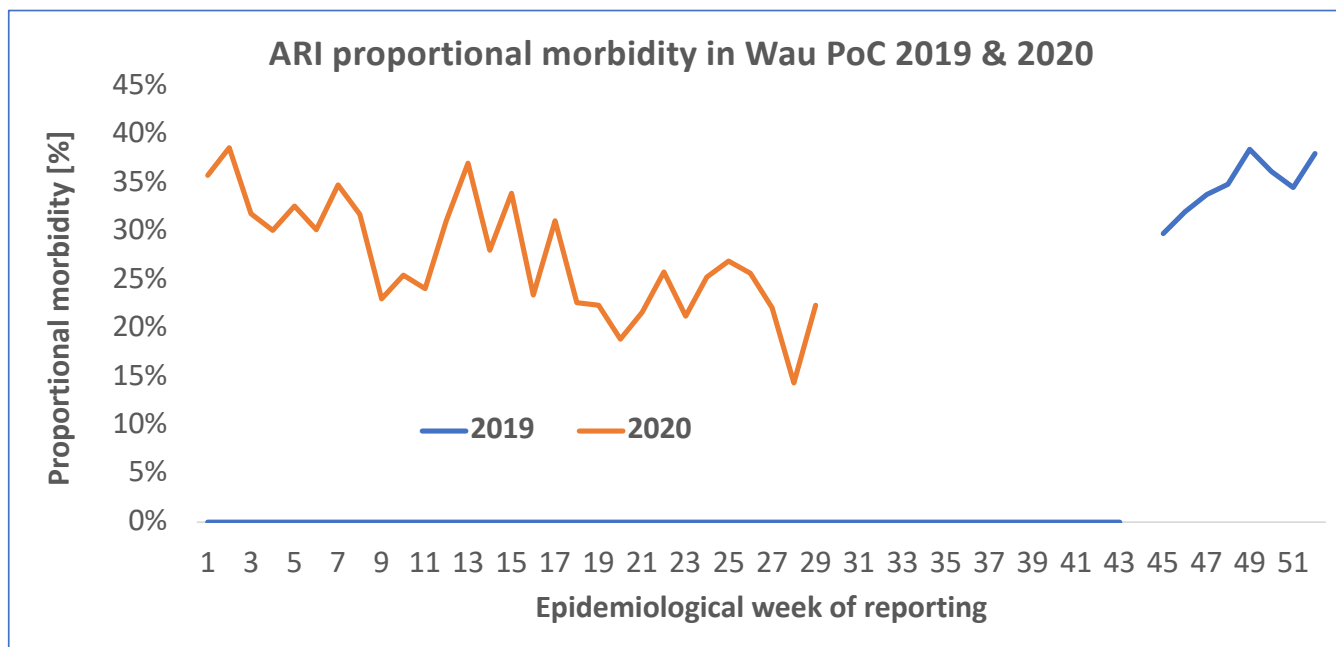
- Malaria cases in 2020 higher when compared to same period of 2019
- In wk 29, 2020 malaria accounted for 49% of OPD consultations when compared to 44% in wk 29, 2019; & 46% in week 28 of 2020.

# Top causes of morbidity, Wau PoC, wk 29, 2020



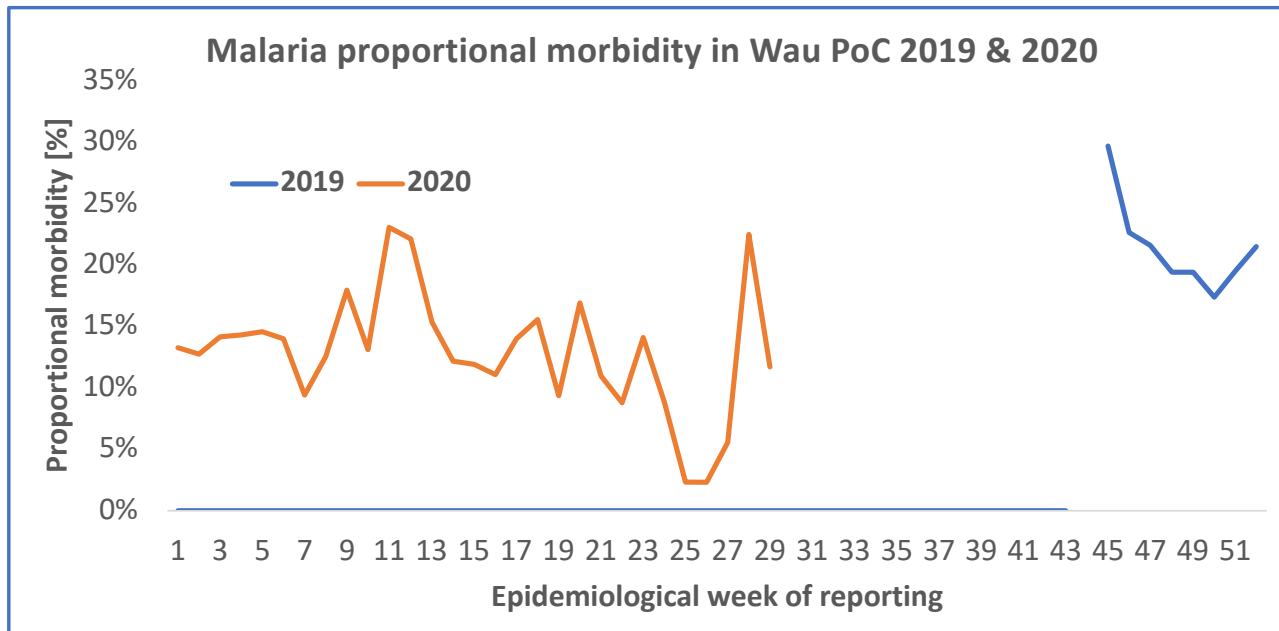
- ARI is top cause of morbidity followed by malaria & AWD since wk 1, 2020
- ARI currently accounts for 22% of the total OPD consultations
- Malaria proportional morbidity declined from 22% in wk 28, 2020 to 12% in week 29, 2020

## ARI trends in Wau PoC, 2019-2020



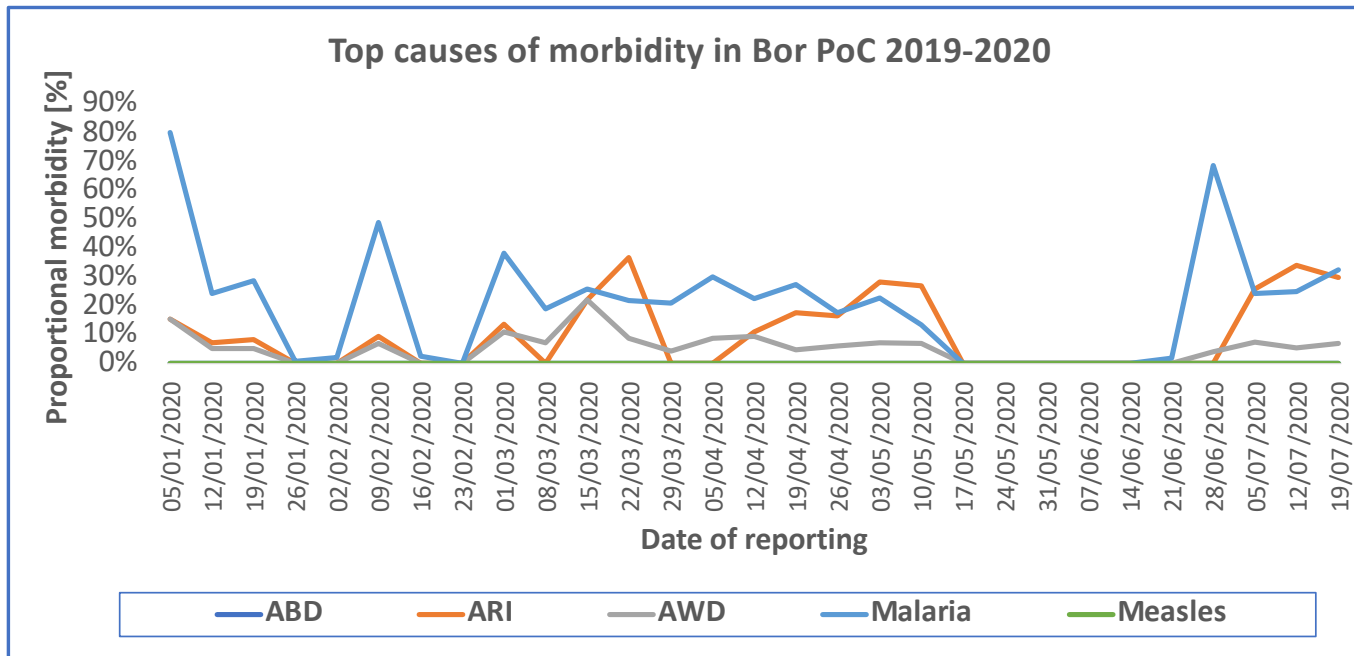
ARI proportional morbidity increased from 14% in week 28 of 2020 to 22% in week 29 of 2020.

## Malaria trends in Wau PoC, 2019-2020



Malaria proportional morbidity reduced from 22% in week 28 of 2020 to 12% in week 29 of 2020

# Top causes of morbidity, Bor PoC, wk 29, 2020



- Malaria is the top cause of morbidity in Bor PoC
- Malaria accounts for 32% of OPD consultations
- ARI accounts for 30% of OPD consultations

# Mortality surveillance in Bentiu PoC

Week 29 of 2020

## Mortality trends in Bentiu PoC 2019-2020

**Number of ARI deaths Bentiu PoC, weeks 1-29, 2019 & 2020**

| Year                | <5yrs     | ≥5yrs     | Total deaths |
|---------------------|-----------|-----------|--------------|
| 2019                | 12        | 5         | 17           |
| 2020                | 13        | 28        | 41           |
| <b>Total deaths</b> | <b>25</b> | <b>33</b> | <b>58</b>    |

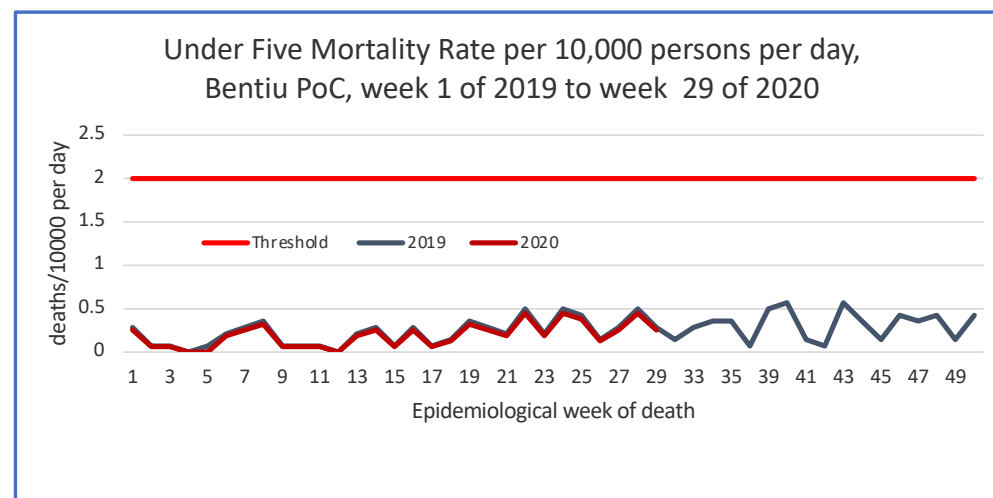
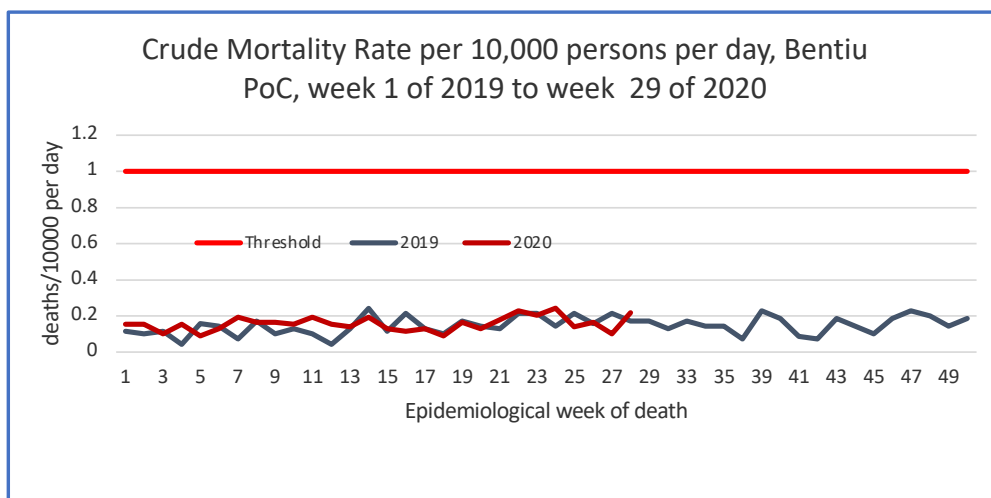
Higher number of ARI deaths reported from 1-29, 2020 when compared to the same period 2019

**ARI Proportional mortality (%), Bentiu, weeks 1-29, 2019 & 2020**

|      | ≤5yrs | >5yrs | All ages |
|------|-------|-------|----------|
| 2019 | 14%   | 3%    | 6%       |
| 2020 | 11%   | 13%   | 12%      |

- ARI mortality is lower in 2020 when compared to 2019 in children <5yrs
- In individuals ≥5yrs; ARI mortality is higher in 2020 when compared to 2019

# Mortality trends in Bentiu PoC 2019-2020



The Crude Mortality Rate - CMR) in 2020 is comparable to 2019 & below the emergency threshold of 1 death per 10,000 per day

The risk of death in children <5yrs of age (U5MR) in 2020 is comparable to 2019 & below the emergency threshold of 2 death per 10,000 per day



## Mortality trends in Bor PoC 2020

| # | Week in 2020 | No deaths | Cause of death    | Comments    |
|---|--------------|-----------|-------------------|-------------|
| 1 | 22           | 1         | ARI with dyspnoea | Not sampled |
| 2 | 23           | 1         | ARI with dyspnoea | Not sampled |
| 3 | 25           | 1         | Drowning          |             |
| 4 | 28           | 1         | Drowning          |             |
|   |              |           |                   |             |

- Bor PoC registered two ARI related deaths in week 22 & 23, 2020 but were not sampled
- The other two deaths in week 25 & 28 of 2020 were due to drowning

# Conclusions

- Malaria cases have increased in Bentiu PoC; Juba PoC; & Bor PoC and is the top cause of morbidity in Bentiu PoC, Bor, & Juba PoC
- ARI is the top cause of morbidity in Malakal & Wau PoCs
- Mortality (CMR & U5MR) in Bentiu PoC & Bor PoC remain below the emergency thresholds
- ARI deaths in Bentiu PoC in persons  $\geq 5$  yrs higher in 2020 when compared to 2019 (However, only two ARI deaths in Bentiu PoC are attributed to COVID-19)

# Recommendations

- Strengthen surveillance for COVID-19 and other IDSR priority diseases in the PoCs
- Strengthen implementation and adherence to public health social measures for COVID-19 prevention in the PoCs
- Strengthen malaria prevention & control including improved access to diagnostics; medicines; vector control (LLINs and larviciding); & BCC for malaria prevention
- Mortality line lists should be submitted by these PoCs – Juba; Malakal; Wau

Thank you