



NAMIBIA COVID-19 SITUATION REPORT NO. 170			
Outbreak Name	COVID-19 outbreak	Country affected	Namibia
Date & Time of this report	04.09.2020 20:00 hrs	Investigation start Date	13 March 2020
Prepared by	Surveillance Team		

**HIGHLIGHTS/SITUATION UPDATE (04/09/2020)**

Total
<b>Tested 66757</b>
<b>Confirmed 8514</b>
<b>Active 4784</b>
<b>Recovered 3643</b>
<b>Death 87</b>

Today
<b>Tested 1650</b>
<b>Confirmed 191</b>
<b>Active 4784</b>
<b>Recovered 32</b>
<b>Death 0</b>

- The entire country will remain in Stage 3 of the State of Emergency (29 August 2020 - 12 September 2020).
- A curfew (20h00-05h00) is applicable nationwide as from 29 August 2020 - 12 September 2020.
- Windhoek, Rehoboth and Okahandja Local Authority Areas are under travel restrictions (29 August 2020 – 12 September 2020)

- Cumulatively, **8425 (99.0%)** cases are local transmissions while **89 (1.0 %)** are imported.
- There is community transmission in Erongo and Khomas regions.
- The other 12 regions have recorded a rapid increase in confirmed cases in the last month.
- More male cases **4629 (54.4%)** were recorded compared to female cases **3885 (45.6%)**.
- To-date, **364 (4.3%)** Health Care Workers have tested positive for COVID-19.
  - 246 (67.6%) State
  - 117 (32.1%) Private
  - 1 (0.3%) NGO
- Today (04/09/2020), **32** recoveries have been recorded from 2 regions; 24 Khomas and 8 Omusati.

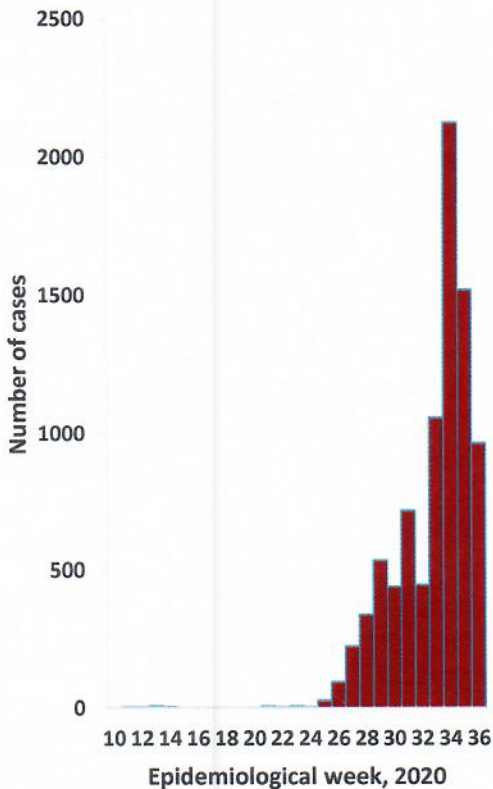
**Table 1: Distribution of confirmed COVID-19 cases by region, 04 September 2020**

Region	Total No. of cases	Active cases	Recovered	Death	Health Care Workers
Erongo	3551	1221	2299	31	52
Hardap	170	106	60	4	15
//Kharas	212	132	78	2	4
Kavango East	64	61	1	2	10
Kavango West	5	4	0	1	0
Khomas	3845	2883	922	40	243
Kunene	10	10	0	0	0
Ohangwena	93	49	43	1	6
Omaheke	46	14	31	1	1
Omusati	35	23	11	1	5
Oshana	169	80	86	3	8
Oshikoto	91	75	16	0	4
Otjozondjupa	169	88	80	1	9
Zambezi	54	38	16	0	7
<b>Total</b>	<b>8514</b>	<b>4784</b>	<b>3643</b>	<b>87</b>	<b>364</b>

- All fourteen (14) regions have reported confirmed cases; with Khomas reporting the highest **3845 (45.2%)** followed by Erongo **3551 (41.7%)**.
- Khomas region is currently the epicenter of the outbreak.
- Of the total confirmed cases, **3643 (42.8%)** have recovered.
- Cumulatively, **72 (82.8%)** of the fatalities were known to have multiple co-morbidities (Table 2).

**Table 2: Fatality summary as of 04 September 2020**

Region	Cumulative no. of deaths	Deaths in 24 hours	Cumulative with co-morbidities
Erongo	31	0	28
Hardap	4	0	1
//Kharas	2	0	1
Kavango East	2	0	1
Kavango West	1	0	1
Khomas	40	0	36
Ohangwena	1	0	0
Omaheke	1	0	1
Omusati	1	0	0
Otjozondjupa	1	0	1
Oshana	3	0	2
<b>Total</b>	<b>87</b>	<b>0</b>	<b>72</b>



**Figure 1: Epi-curve for confirmed COVID-19 cases 04 September 2020**

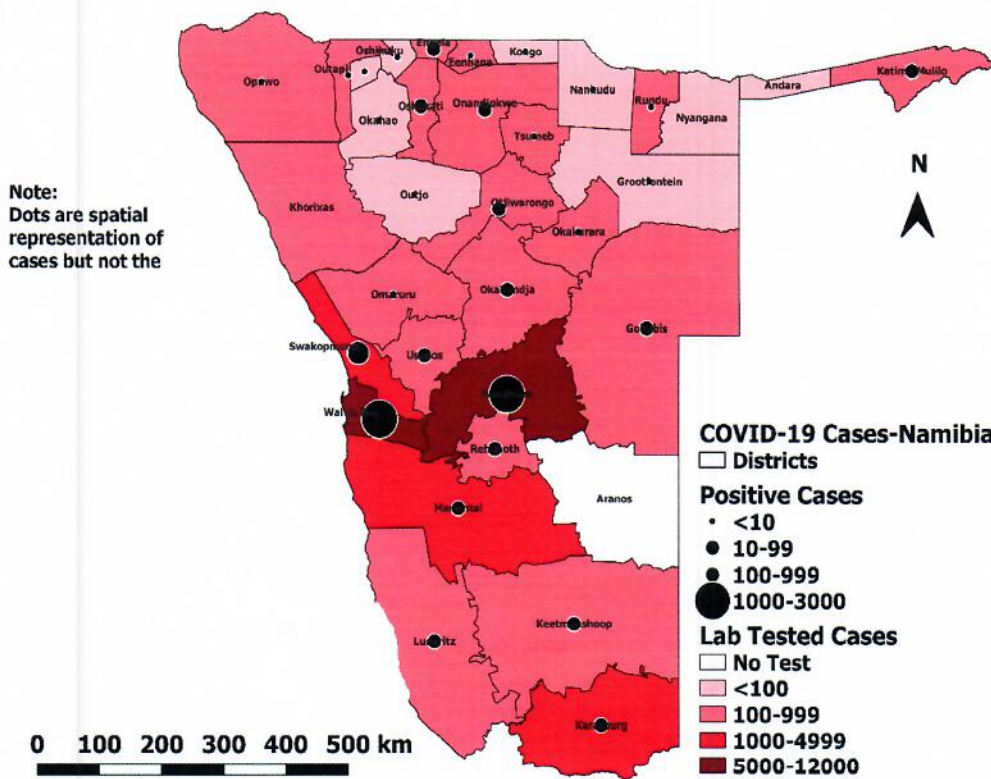
Namibia has recorded **8514** COVID-19 cases since 13 March 2020. Up to **2123 (24.9%)** of the total cases were recorded during week 34 (Figure 1).

- A high number of cases were recorded in the past eight weeks as a result of:
  - Spread of local transmission in the country
  - Enhanced surveillance including active case search.
- Call center continues operation for 24 hours daily. Today, **1298** calls were answered including **8** alerts.

**Table 3: COVID-19 specimen recorded at the Laboratories as of 04 September 2020**

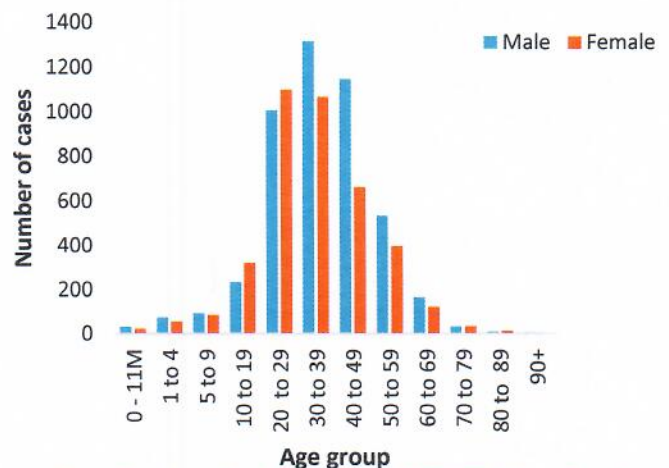
VARIABLES	TOTAL
Total samples received by the Laboratory	66875
Total samples tested	62753
Total samples re-tested	4004
Total positive results	8514
Total negative results	54215
Total samples discarded	76
Invalid results	1
Total pending results	41
Indeterminant/Inconclusive	24
Suspected cases in 24 hours (excludes re-tests)	1579

- To date, **66757** tests have been conducted by NIP, Path-Care, NAMDEB, and UNAM laboratories (including **4004** re-tests).
- Since the beginning of the outbreak, **16211** contacts of confirmed cases have been identified, **372** new contacts were identified within the last 24 hours from 8 regions.
- Cumulatively, **7167** contacts have completed their monitoring period, while a total **996 (11.7%)** of the contacts have tested positive
- Today, **5744 (64.8%)** out of **8867** active contacts were monitored.



**Figure 2: Distribution of suspected and confirmed COVID-19 cases in Namibia by District as of 04 September 2020**

- The 20-49 years age- brackets constitute **6294 (73.9%)** of the confirmed cases, while a sizable proportion of the 50-59 age group **931 (10.9%)**.
- Among those aged 30-39, a significant proportion of males **1315 (55.2%)** are infected more than females **1068 (44.8%)**.
- The under 5 make up **180 (2.1%)** of the total cases.
- Aged 60 years and above constitute **334 (3.9%)** of the confirmed cases.



**Figure 3: Age and sex distribution of COVID-19 confirmed cases As of 04 September 2020**

**Table 4: Number of people in mandatory quarantine facilities, 04 September 2020**

Region	Newly quarantined 24 hours	Cumulative number	Number discharged	Number in quarantine now	Truck Drivers (24 Hours)
Erongo	0	2329	2031	298	0
Hardap	6	521	444	77	0
Kavango	0	384	348	36	0
Khomas	0	1929	1614	315	0
//Kharas	0	1387	1141	246	0
Kunene	9	356	320	36	0
Ohangwena	0	433	417	16	0
Omaheke	76	710	619	91	0
Omusati	2	257	244	13	0
Oshana	0	268	257	11	0
Oshikoto	12	569	319	250	0
Otjozondjupa	5	705	684	21	0
Zambezi	0	738	684	54	0
<b>Total</b>	<b>110</b>	<b>10586</b>	<b>9122</b>	<b>1464</b>	<b>0</b>

- Since March 2020, **10586** people have been placed into supervised quarantine facilities around the country.
- A total of **1464** people are currently in quarantine with **110** new admissions in the past 24 hours.

**Table 5: Distribution of truck drivers coming into Namibia from neighbouring countries and destination regions on 04 September 2020**

Destination							Total
	RSA	Botswana	Angola	DRC	Zimbabwe	Zambia	
//Kharas	62	0	0	0	0	0	62
Khomas	129	9	3	0	0	1	142
Omusati	0	0	0	0	0	0	0
Oshana	5	0	0	0	0	0	5
Otjozondjupa	13	8	1	0	0	0	22
Kavango	2	1	0	0	0	0	3
Ohangwena	3	0	1	0	0	0	4
Hardap	5	0	0	0	0	0	5
Kunene	1	0	0	0	0	0	1
Omaheke	1	0	0	0	0	0	1
Oshikoto	0	0	0	0	0	0	0
Zambezi	2	0	0	0	0	0	2
Erongo	10	14	4	5	0	33	66
<b>Total</b>	<b>233</b>	<b>32</b>	<b>9</b>	<b>5</b>	<b>0</b>	<b>34</b>	<b>313</b>

- A total of **313** trucks entered the country through various ground crossing points in the last 24 hours.
- Of these trucks, **142 (45.4%)** were heading to Khomas, **66 (21.1%)** to Erongo while **62 (19.8%)** were heading to //Kharas region.
- The remaining **43 (13.7%)** were heading to the other 8 regions.

### PUBLIC HEALTH ACTION

- Recruitment of local volunteers into the response in the districts and regions is ongoing.
- Continuous support to the regions by the national level.
- Public awareness on COVID-19 prevention measures is ongoing

### CHALLENGES

- Large data backlog - awaiting entry into excel data base and DHIS2.
- Inadequate ICU facilities and ICU equipment at referral hospitals and high care units in the districts.
- Inadequate ambulances in the regions.
- Inadequate isolation units, at health facilities in the regions.

### RECOMMENDATIONS

- Fast tracking of efforts to use GoData app and DHIS2.
- Provision of fully equipped ICU facilities at referral hospitals and high care units in the districts.
- Procurement of ambulances in the regions to ensure prompt response.
- Establish fully equipped isolation units at health facilities in the regions.

Approved



Incident Manager

04 September 2020




Secretariat

For enquiries, please contact  
**Namibia Public Health Emergency Operations Centre;**

 [PHEOC@mhss.gov.na](mailto:PHEOC@mhss.gov.na)

 0800 100 100

 0851 100 100