



NAMIBIA COVID-19 SITUATION REPORT NO. 154			
Outbreak Name	COVID-19 outbreak	Country affected	Namibia
Date & Time of this report	19.08.2020 21:00 hrs	Investigation start Date	13 March 2020
Prepared by	Surveillance Team		

HIGHLIGHTS/SITUATION UPDATE (19/08/2020)

- The country has been reverted back to Stage 3 of the State of Emergency (12 August 2020-28 August 2020).
- Walvis Bay, Swakopmund and Arandis Local Authority areas in Erongo region are under travel restrictions.
- Windhoek, Okahandja and Rehoboth are all under travel restriction including a curfew (20h00-05h00).

Total	Today
Tested 43562	Tested 1754
Confirmed 4912	Confirmed 247
Active 2429	Active 2429
Recovered 2442	Recovered 16
Death 41	Death 2

Table 1: Distribution of confirmed COVID-19 cases by region, 19 August 2020

Region	Total No. of cases	Active cases	Recovered	Death	Health Care Workers
Erongo	3091	934	2135	22	40
Hardap	34	27	7	0	1
//Kharas	59	30	29	0	2
Kavango East	9	9	0	0	0
Kavango West	2	2	0	0	0
Khomas	1482	1228	237	17	101
Kunene	1	1	0	0	0
Ohangwena	19	6	13	0	0
Omaheke	22	19	2	1	0
Omusati	12	10	2	0	1
Oshana	79	70	8	1	4
Oshikoto	29	29	0	0	1
Otjozondjupa	57	53	4	0	1
Zambezi	16	11	5	0	3
Total	4912	2429	2442	41	154

- All fourteen (14) regions have reported confirmed cases; with Erongo reporting the highest **3091 (62.9%)** followed by Khomas **1482 (30.2%)**.

- Windhoek is now the epi-center of COVID-19 after Walvis Bay.
- Cases are picking up at a high speed in Oshana region. With an average of four cases daily.
- Two **(2)** fatalities were recorded today from Khomas region.
- Sixteen **(16)** recoveries have been recorded today (19/08/2020)
- To-date, **154** Health Care Workers have tested positive for COVID-19.
- Cumulatively, **4826 (98.4%)** cases are local transmissions while **86 (1.6)** are imported.
- There is evidence of a clustered community transmission in Erongo and Khomas regions (Table 1)
- More male cases **2797 (56.9%)** were recorded compared to female cases **2115 (43.1%)**.

EPIDEMIOLOGICAL SITUATION IN NAMIBIA

Table 2: COVID-19 specimen recorded at the Laboratories as of 19 August 2020

VARIABLES	TOTAL
Total sample received by the Laboratory	43680
Total sample tested	40310
Total sample re-tested	3252
Total positive results	4912
Total negative results	35383
Total sample discarded	76
Invalid results	1
Total pending results	41
Indeterminant/Inconclusive	15
Suspected cases in 24 hours (excludes re-tests)	1724

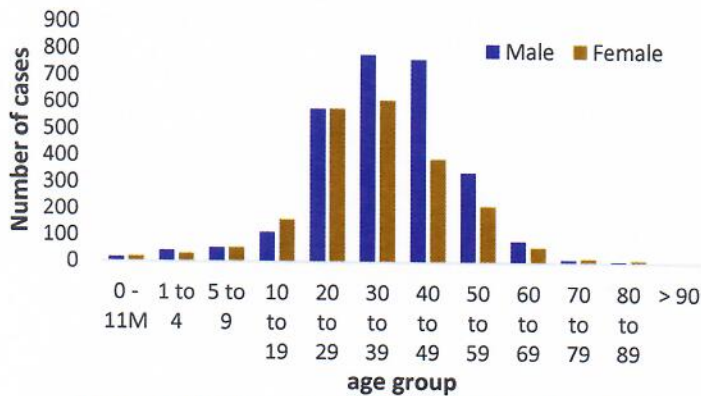


Figure 1: Age and sex distribution of COVID-19 confirmed cases As of 19 August 2020

- To date, **43562** tests have been conducted by NIP, Path-Care, NAMDEB, and UNAM laboratories (including **3252** re-tests).
- Since the beginning of the outbreak, **9016** contacts of confirmed cases have been identified, **528** new contacts were identified within the last 24 hours from 11 regions.
- Cumulatively, **3738** contacts have completed their monitoring period. While a total **435** of contacts have tested positive
- Today, **2415 (46.6%)** out of **5181** active contacts were monitored.

- The 20-49 years age- brackets constitute **75.3%** of the confirmed cases, followed by a sizable proportion of the 50-59 age group (**11.2%**).
- Among those aged 30-39, a significant proportion of males (**15.9%**) are infected more than females (**12.4%**).
- The under 5 make up **103 (2.1%)** of the total cases.
- Aged 60 years and above constitute **179 (3.6%)** of the confirmed cases.

Note:
Dots are spatial representation of cases but not the actual location of the cases

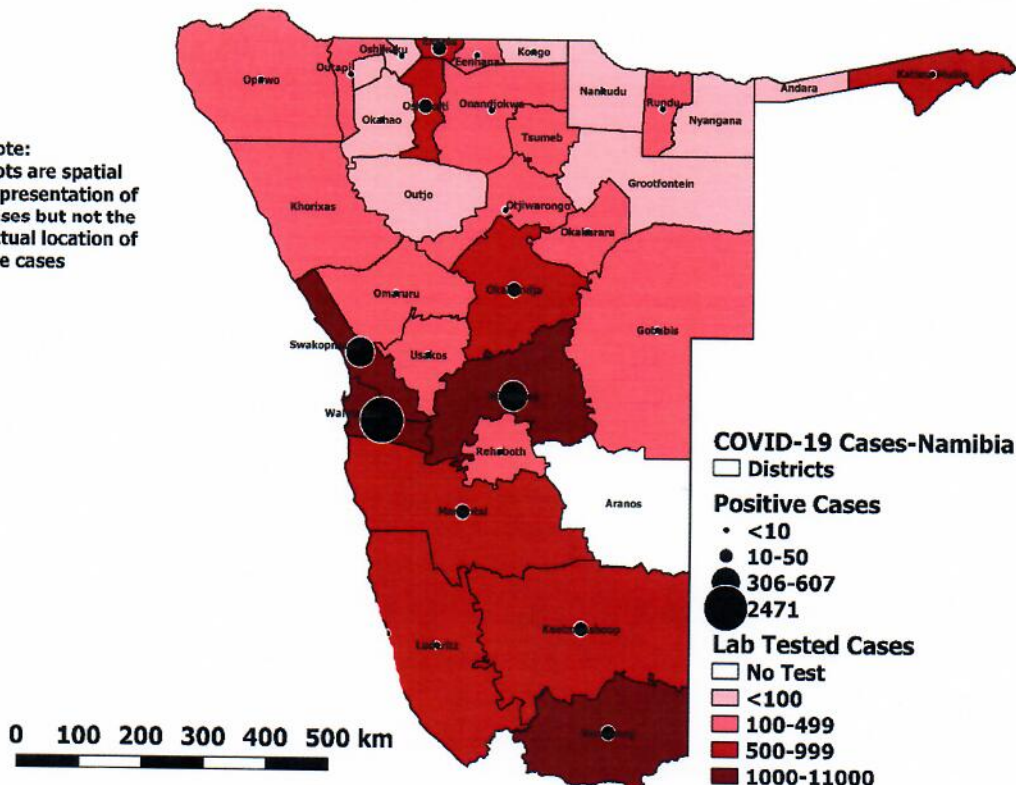


Figure 2: Distribution of suspected and confirmed COVID-19 cases in Namibia by District 19 August 2020 Page 2 of 4

Namibia has recorded **4912** COVID-19 cases since 13 March 2020. Up to **1055 (21.5%)** of the total cases were recorded during week 33 (Figure 3).

- A high number of cases were recorded in the past six weeks as a result of:
 - Spread of local transmission in Walvis Bay district and Windhoek.
 - Enhanced Active Case Search and targeted testing daily from different districts
 - Enhanced surveillance including active case search in health facilities
- Call center continues operation for 24 hours daily. Today, **925** calls were answered including **25** alerts.

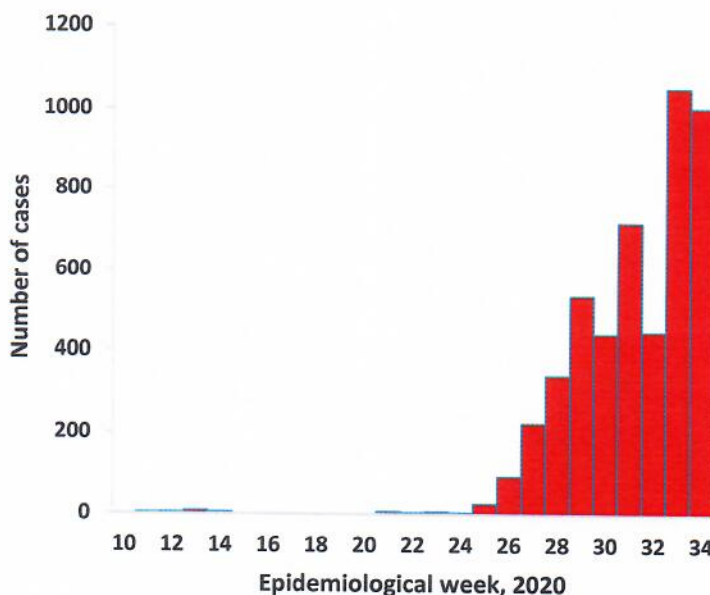


Figure3: Epi-curve for confirmed COVID-19 cases 19 August 2020

Table 3: Number of people in mandatory quarantine facilities, 19 August 2020

Region	Number in quarantine now	Newly quarantined 24 hours	Cumulative number	Number discharged	Truck Drivers (24 Hours)
Erongo	142	137	1964	1822	54
Hardap	77	5	427	350	0
Kavango	27	0	271	244	0
Khomas	356	5	1862	1506	0
//Kharas	157	200	1229	1072	0
Kunene	40	1	242	202	0
Ohangwena	34	16	413	379	0
Omaheke	48	0	462	414	0
Omusati	20	0	209	189	0
Oshana	40	0	210	170	0
Oshikoto	88	0	243	155	0
Otjozondjupa	64	56	630	566	0
Zambezi	64	6	648	584	0
Total	1164	433	8817	7653	54

- Since March 2020, **8817** people have been placed into supervised quarantine facilities around the country.
- A total of **1164** people are currently in quarantine with **433** new admissions in the past 24 hours.

Table 4: Distribution of truck drivers coming into Namibia from neighbouring countries and destination regions on 19 August 2020

Destination	Country of Origin					Total
	RSA	Botswana	Angola	DRC	Zambia	
//Kharas	61	0	0	0	0	61
Khomas	134	17	2	0	3	156
Omusati	0	0	0	0	0	0
Oshana	5	0	0	0	0	5
Otjozondjupa	8	2	0	0	0	10
Kavango	0	0	0	0	0	0
Ohangwena	2	0	1	0	0	3
Hardap	4	0	0	0	0	4
Kunene	3	0	0	0	0	3
Omaheke	1	0	0	0	0	1
Oshikoto	1	0	0	0	0	1
Zambezi	3	0	0	0	1	4
Erongo	15	19	1	9	23	67
Total	237	38	4	9	27	315

- A total of **187** trucks entered the country through various ground crossing points in the last 24 hours.
- Of these trucks, **31.0%** were heading to //Kharas, **28.3%** to Khomas while **21.4%** were heading to Erongo region.

PUBLIC HEALTH ACTION

- Continuous support to the regions by the national level.
- Surveillance team assigned a coordinator for targeted testing in districts and regions to ensure sturdy flow of samples to the laboratories.
- Guidelines on COVID-19 exposure in public and work environment issued to the general public.
- Testing by UNAM (School of Medicine), NAMDEB and Oshakati NIP laboratories to enhance testing capacity.


CHALLENGES

- Inability to adequately monitor contacts.
- Large data backlog - awaiting entry into excel data base and DHIS2.
- Inadequate medical officers, specialists and epidemiologists especially in the regions.
- Inadequate ICU facilities and ICU equipment at referral hospitals and high care units in the districts.
- Inadequate ambulances and isolation units, at health facilities in the regions.
- Inadequate PPE
- Backlog of specimens to be tested at NIP, overwhelming the laboratory and delaying turn-around time.

RECOMMENDATIONS

- Recruitment of local volunteers into the response in the districts and regions.
- Fast tracking of efforts to use GoData app and DHIS2.
- Other technical experts from other sectors need to join the healthcare sector in the response.
- Provision of fully equipped ICU facilities at referral hospitals and high care units in the districts.
- Establish fully equipped isolation units at health facilities in the regions.
- Logistics pillar to continue with the procurement and distribution of sufficient PPE to the regions to ensure that response is not interrupted.
- Strengthen close monitoring and coordination of the flow of the specimen from all districts.

Approved



Incident Manager


Date: 19 August 2020




Secretariat

For enquiries, please contact
Namibia Public Health Emergency Operations Centre;

 PHEOC@mhss.gov.na

 0800 100 100

 0851 100 100