



NAMIBIA COVID-19 SITUATION REPORT NO. 164			
Outbreak Name	COVID-19 outbreak	Country affected	Namibia
Date & Time of this report	29.08.2020 20:00 hrs	Investigation start Date	13 March 2020
Prepared by	Surveillance Team		

HIGHLIGHTS/SITUATION UPDATE (29/08/2020)

Total	Today
Tested 57891	Tested 1457
Confirmed 7365	Confirmed 249
Active 4364	Active 4364
Recovered 2929	Recovered 112
Death 72	Death 3

- The entire country will remain in Stage 3 of the State of Emergency (29 August 2020 - 12 September 2020).
- A curfew (20h00-05h00) is applicable nationwide as from 29 August 2020 - 12 September 2020.
- Windhoek, Rehoboth and Okahandja Local Authority Areas are under travel restrictions (29 August 2020 – 12 September 2020)
- The Hosea Kutako International Airport will open as from 01 September 2020.

- Cumulatively, **7276 (98.8%)** cases are local transmissions while **89 (1.2 %)** are imported.
- There is clustered community transmission in Erongo and Khomas regions.
- More male cases **4048 (55.0%)** were recorded compared to female cases **3317 (45.0%)**.
- To-date, **301 (4.1%)** Health Care Workers have tested positive for COVID-19.
 - 202 (67.1%) State
 - 98 (32.6%) Private
 - 1 (0.3%) NGO
- Today (29/08/2020), **112** recoveries have been recorded from 3 regions.
- Three (**3**) fatalities were recorded today from Khomas (2) and //Kharas (1) regions.
- Cumulatively, **64 (88.9%)** of the fatalities were known to have multiple co-morbidities (Table 3).

Table 1: Distribution of confirmed COVID-19 cases by region, 29 August 2020

Region	Total No. of cases	Active cases	Recovered	Death	Health Care Workers
Erongo	3429	1102	2299	28	50
Hardap	123	89	33	1	11
//Kharas	153	112	39	2	4
Kavango East	28	25	1	2	5
Kavango West	3	3	0	0	0
Khomas	3139	2750	354	35	205
Kunene	6	6	0	0	0
Ohangwena	68	50	17	1	4
Omaheke	35	22	12	1	1
Omusati	29	26	3	0	4
Oshana	130	68	60	2	6
Oshikoto	64	49	15	0	2
Otjozondjupa	119	39	80	0	4
Zambezi	39	23	16	0	5
Total	7365	4364	2929	72	301

- All fourteen (14) regions have reported confirmed cases; with Erongo reporting the highest **3429 (46.6%)** followed by Khomas **3139 (42.6%)**. These two regions are the epicenters for COVID-19.
- Of the total confirmed cases, **2929 (39.8%)** have recovered.

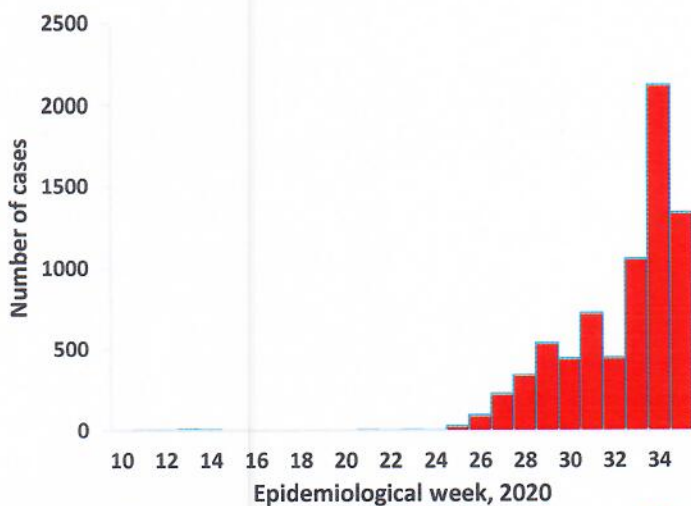


Figure 1: Epi-curve for confirmed COVID-19 cases 29 August 2020

- To date, **57891** tests have been conducted by NIP, Path-Care, NAMDEB, and UNAM laboratories (including **3639** re-tests).
- Since the beginning of the outbreak, **13820** contacts of confirmed cases have been identified, **252** new contacts were identified within the last 24 hours from 8 regions.
- Cumulatively, **5318** contacts have completed their monitoring period, while a total **720 (8.7%)** of the contacts have tested positive
- Today, **7530 (90.5%)** out of **8316** active contacts were monitored.

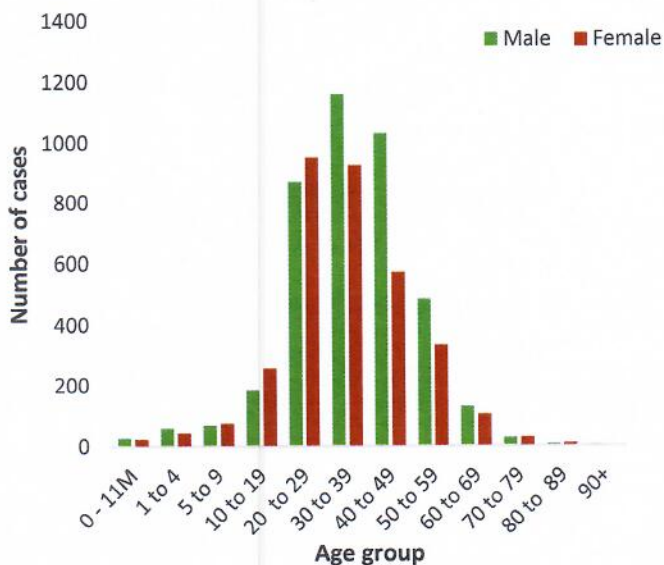


Figure 2: Age and sex distribution of COVID-19 confirmed cases As of 29 August 2020

Namibia has recorded **7365** COVID-19 cases since 13 March 2020. Up to **2123 (28.8%)** of the total cases were recorded during week 34 (Figure 1).

- A high number of cases were recorded in the past seven weeks as a result of:
 - Spread of local transmission in the country
 - Enhanced surveillance including active case search and targeted testing.
- Call center continues operation for 24 hours daily. Today, **1153** calls were answered including **32** alerts.

Table 2: COVID-19 specimen recorded at the Laboratories as of 29 August 2020

VARIABLES	TOTAL
Total samples received by the Laboratory	58009
Total samples tested	54252
Total samples re-tested	3639
Total positive results	7365
Total negative results	46865
Total samples discarded	76
Invalid results	1
Total pending results	41
Indeterminant/Inconclusive	22
Suspected cases in 24 hours (excludes re-tests)	1420

- The 20-49 years age- brackets constitute **5500 (74.7%)** of the confirmed cases, followed by a sizable proportion of the 50-59 age group **816 (11.1%)**.
- Among those aged 30-39, a significant proportion of males **1160 (15.8%)** are infected more than females **923 (12.5%)**.
- The under 5 make up **153 (2.1%)** of the total cases.
- Aged 60 years and above constitute **313 (4.2%)** of the confirmed cases.

Table 3: Fatality summary as of 29 August 2020

Region	Cumulative no. of deaths	Death in 24 hours	Cumulative with co-morbidities
Erongo	28	0	25
Hardap	1	0	1
//Kharas	2	1	1
Kavango East	2	0	1
Khomas	35	2	33
Ohangwena	1	0	0
Omaheke	1	0	1
Oshana	2	0	2
Total	72	3	64

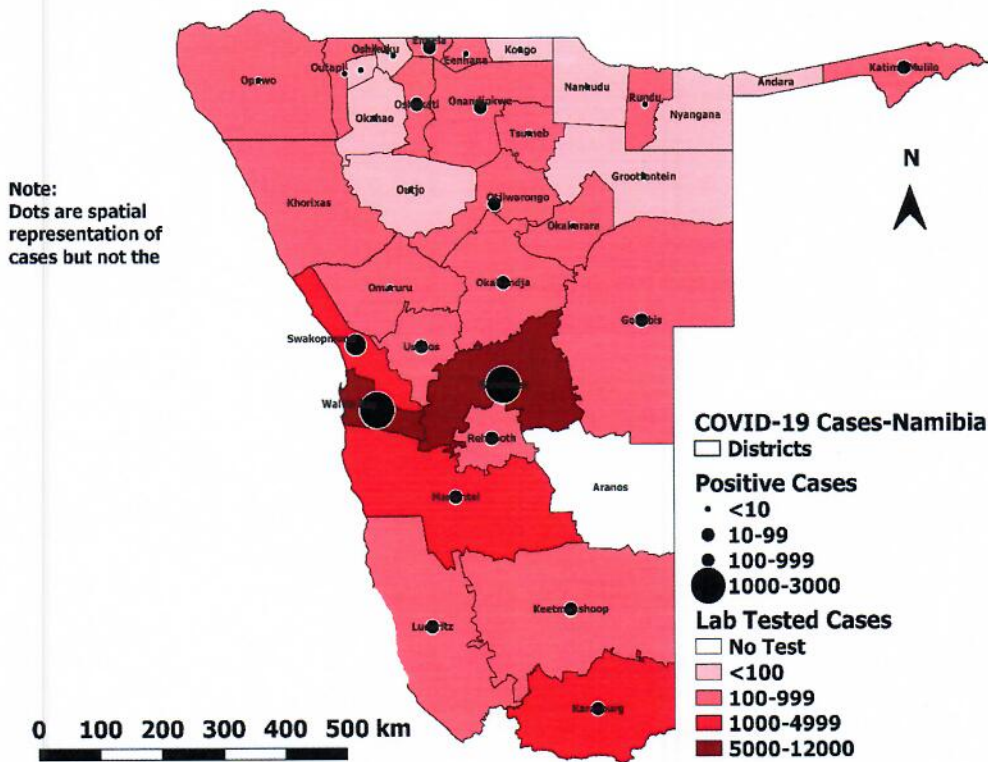


Figure 3: Distribution of suspected and confirmed COVID-19 cases in Namibia by District as of 29 August 2020

Table 4: Number of people in mandatory quarantine facilities, 29 August 2020

Region	Newly quarantined 24 hours	Cumulative number	Number discharged	Number in quarantine now	Truck Drivers (24 Hours)
Erongo	0	2298	1923	375	72
Hardap	4	489	423	66	0
Kavango	0	364	327	37	0
Khomas	0	1929	1614	315	0
//Kharas	0	1265	1020	245	0
Kunene	0	313	249	64	0
Ohangwena	0	428	399	29	0
Omaheke	0	600	491	109	0
Omusati	1	243	220	23	0
Oshana	0	261	229	32	0
Oshikoto	0	527	244	283	0
Otjozondjupa	6	692	620	72	0
Zambezi	0	710	645	65	0
Total	11	10119	8404	1715	72

- Since March 2020, **10119** people have been placed into supervised quarantine facilities around the country.
- A total of **1715** people are currently in quarantine with **11** new admissions in the past 24 hours.

- A total of **273** trucks entered the country through various ground crossing points in the last 24 hours.
- Of these trucks, **100 (36.6%)** were heading to Erongo, **78 (28.6%)** to Khomas while **57 (20.9%)** were heading to //Kharas region.
- The remaining **38 (13.9%)** were heading to the other 8 regions.

Table 5: Distribution of truck drivers coming into Namibia from neighbouring countries and destination regions on 28 August 2020

Destination						Total
	RSA	Botswana	Angola	DRC	Tanzania	
//Kharas	48	8	0	0	0	57
Khomas	41	33	1	0	0	78
Omusati	0	0	0	0	0	0
Oshana	6	1	0	0	0	7
Otjozondjupa	5	3	0	0	0	8
Kavango	0	0	0	0	0	0
Ohangwena	2	0	5	0	0	7
Hardap	5	1	0	0	0	6
Kunene	0	0	0	0	0	0
Omaheke	1	0	0	0	0	1
Oshikoto	3	2	1	0	0	6
Zambezi	3	0	0	0	0	3
Erongo	11	10	0	10	0	100
Total	125	58	7	10	0	273

PUBLIC HEALTH ACTION

- Recruitment of local volunteers into the response in the districts and regions is ongoing.
- Continuous support to the regions by the national level.
- Public awareness on COVID-19 prevention measures is ongoing

CHALLENGES

- Large data backlog - awaiting entry into excel data base and DHIS2.
- Inadequate ICU facilities and ICU equipment at referral hospitals and high care units in the districts.
- Inadequate ambulances in the regions.
- Inadequate isolation units, at health facilities in the regions.


RECOMMENDATIONS

- Fast tracking of efforts to use GoData app and DHIS2.
- Provision of fully equipped ICU facilities at referral hospitals and high care units in the districts.
- Procurement of ambulances in the regions to ensure prompt response.
- Establish fully equipped isolation units at health facilities in the regions.

Approved




Incident Manager
29 August 2020




Secretariat

For enquiries, please contact
Namibia Public Health Emergency Operations Centre;

 PHEOC@mhss.gov.na

 0800 100 100

 0851 100 100