



NAMIBIA COVID-19 SITUATION REPORT NO. 166			
Outbreak Name	COVID-19 outbreak	Country affected	Namibia
Date & Time of this report	31.08.2020 20:00 hrs	Investigation start Date	13 March 2020
Prepared by	Surveillance Team		

HIGHLIGHTS/SITUATION UPDATE (31/08/2020)

Total
Tested 60267
Confirmed 7692
Active 4232
Recovered 3379
Death 81

- The entire country will remain in Stage 3 of the State of Emergency (29 August 2020 - 12 September 2020).
- A curfew (20h00-05h00) is applicable nationwide as from 29 August 2020 - 12 September 2020.
- Windhoek, Rehoboth and Okahandja Local Authority Areas are under travel restrictions (29 August 2020 – 12 September 2020)
- The Hosea Kutako International Airport will open as from 01 September 2020.

Today
Tested 1037
Confirmed 142
Active 4232
Recovered 52
Death 6

- Cumulatively, **7603 (98.8%)** cases are local transmissions while **89 (1.2 %)** are imported.
- There is community transmission in Erongo and Khomas regions.
- The other 12 regions are experiencing a sporadic transmission scenario. However, a rapid increase in confirmed cases was recorded in the last 3 weeks.
- More male cases **4221 (54.9%)** were recorded compared to female cases **3471 (45.1%)**.
- To-date, **322 (4.2%)** Health Care Workers have tested positive for COVID-19.
 - 217 (67.4%) State
 - 104 (32.3%) Private
 - 1 (0.3%) NGO
- Today (31/08/2020), **52** recoveries have been recorded; 24 Khomas and 18 Hardap and 10 Ohangwena.
- Six (**6**) fatalities were recorded today from 3 regions; 3 Hardap, 2 Khomas and 1 Erongo (Health Care Worker).

Table 1: Distribution of confirmed COVID-19 cases by region, 31 August 2020

Region	Total No. of cases	Active cases	Recovered	Death	Health Care Workers
Erongo	3472	1143	2299	30	50
Hardap	134	79	51	4	12
//Kharas	166	125	39	2	4
Kavango East	33	30	1	2	6
Kavango West	5	4	0	1	0
Khomas	3346	2544	765	37	217
Kunene	6	6	0	0	0
Ohangwena	69	41	27	1	4
Omaheke	39	15	23	1	1
Omusati	30	27	3	0	4
Oshana	142	80	60	2	7
Oshikoto	68	53	15	0	3
Otjozondjupa	138	57	80	1	9
Zambezi	44	28	16	0	5
Total	7692	4232	3379	81	322

- All fourteen (14) regions have reported confirmed cases; with Erongo reporting the highest **3472 (45.1%)** followed by Khomas **3346 (43.5%)**.
- Khomas region is currently the epicenter of the outbreak.
- Of the total confirmed cases, **3379 (43.9%)** have recovered.
- Cumulatively, **69 (85.2%)** of the fatalities were known to have multiple co-morbidities (Table 2).

Table 2: Fatality summary as of 31 August 2020

Region	Cumulative no. of deaths	Deaths in 24 hours	Cumulative with co-morbidities
Erongo	30	1	27
Hardap	4	3	1
//Kharas	2	0	1
Kavango East	2	0	1
Kavango West	1	0	1
Khomas	37	2	34
Ohangwena	1	0	0
Omaheke	1	0	1
Otjozondjupa	1	0	1
Oshana	2	0	2
Total	81	6	69

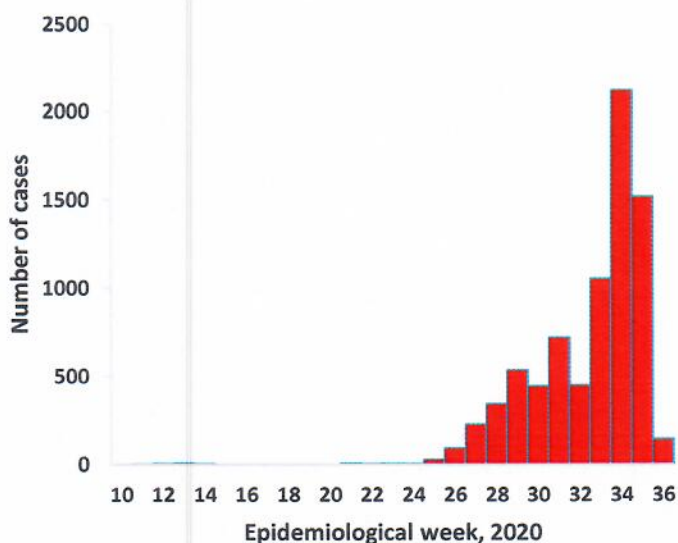


Figure 1: Epi-curve for confirmed COVID-19 cases 31 August 2020

Namibia has recorded **7692** COVID-19 cases since 13 March 2020. Up to **2123 (27.6%)** of the total cases were recorded during week 34 (Figure 1).

- A high number of cases were recorded in the past seven weeks as a result of:
 - Spread of local transmission in the country
 - Enhanced surveillance including active case search.
- Call center continues operation for 24 hours daily. Today, **1132** calls were answered including **18** alerts.

Table 3: COVID-19 specimen recorded at the Laboratories as of 31 August 2020

VARIABLES	TOTAL
Total samples received by the Laboratory	60385
Total samples tested	56527
Total samples re-tested	3750
Total positive results	7692
Total negative results	48813
Total samples discarded	76
Invalid results	1
Total pending results	41
Indeterminant/Inconclusive	22
Suspected cases in 24 hours (excludes re-tests)	962

- To date, **60267** tests have been conducted by NIP, Path-Care, NAMDEB, and UNAM laboratories (including **3750** re-tests).
- Since the beginning of the outbreak, **14497** contacts of confirmed cases have been identified, **406** new contacts were identified within the last 24 hours from 9 regions.
- Cumulatively, **5769** contacts have completed their monitoring period, while a total **771 (9.2%)** of the contacts have tested positive
- Today, **5020 (58.8%)** out of **8539** active contacts were monitored.

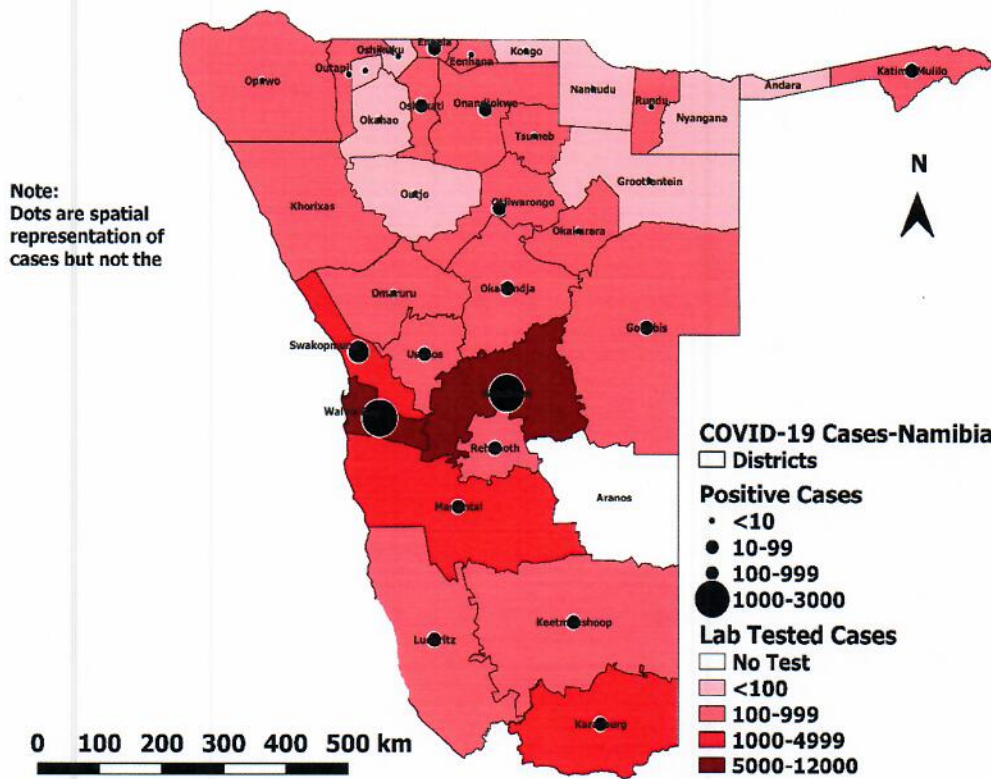


Figure 2: Distribution of suspected and confirmed COVID-19 cases in Namibia by District as of 31 August 2020

- The 20-49 years age-brackets constitute **5730 (74.5%)** of the confirmed cases, while a sizable proportion of the 50-59 age group **854 (11.1%)**.
- Among those aged 30-39, a significant proportion of males **1207 (15.7%)** are infected more than females **968 (12.6%)**.
- The under 5 make up **159 (2.1%)** of the total cases.
- Aged 60 years and above constitute **322 (4.2%)** of the confirmed cases.

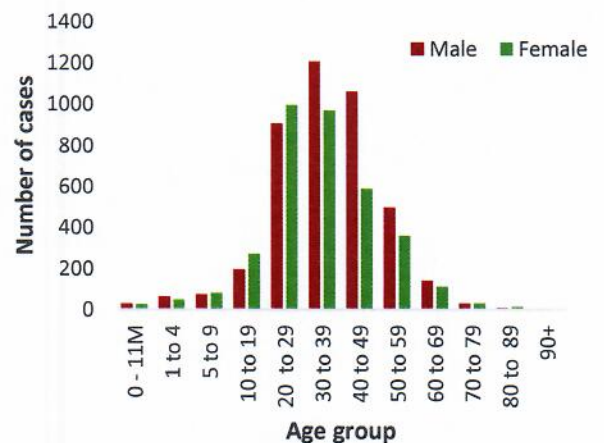


Figure 3: Age and sex distribution of COVID-19 confirmed cases As of 31 August 2020

Table 4: Number of people in mandatory quarantine facilities, 31 August 2020

Region	Newly quarantined 24 hours	Cumulative number	Number discharged	Number in quarantine now	Truck Drivers (24 Hours)
Erongo	1	2299	1924	375	50
Hardap	8	500	425	75	0
Kavango	11	375	344	31	0
Khomas	0	1929	1614	315	0
//Kharas	0	1265	1020	245	0
Kunene	9	338	252	86	0
Ohangwena	4	432	414	18	0
Omaheke	34	634	494	140	0
Omusati	1	250	238	12	0
Oshana	0	263	247	16	0
Oshikoto	2	529	244	285	0
Otjozondjupa	2	698	634	64	0
Zambezi	0	717	648	69	0
Total	72	10229	8498	1731	50

- Since March 2020, **10229** people have been placed into supervised quarantine facilities around the country.
- A total of **1731** people are currently in quarantine with **72** new admissions in the past 24 hours.

Table 5: Distribution of truck drivers coming into Namibia from neighbouring countries and destination regions on 31 August 2020

Destination	RSA	Botswana	Angola	DRC	Zimbabwe	Zambia	Total
//Kharas	8	0	0	0	0	0	8
Khomas	19	10	1	0	0	0	30
Omusati	0	0	0	0	0	0	0
Oshana	1	1	0	0	0	0	2
Otjozondjupa	1	4	1	0	0	0	6
Kavango	1	0	0	0	0	0	1
Ohangwena	2	0	2	0	0	0	4
Hardap	0	0	0	0	0	0	0
Kunene	0	0	0	0	0	0	0
Omaheke	2	1	0	0	0	1	4
Oshikoto	0	0	0	0	0	0	0
Zambezi	0	0	0	0	0	1	1
Erongo	8	2	0	0	1	21	32
Total	42	18	4	0	1	23	88

- A total of **88** trucks entered the country through various ground crossing points in the last 24 hours.
- Of these trucks, **32 (36.4%)** were heading to Erongo, **30 (34.1%)** to Khomas while **8 (9.1%)** were heading to //Kharas region.
- The remaining **18 (20.5%)** were heading to the other 8 regions.

PUBLIC HEALTH ACTION

- Recruitment of local volunteers into the response in the districts and regions is ongoing.
- Continuous support to the regions by the national level.
- Public awareness on COVID-19 prevention measures is ongoing


CHALLENGES

- Large data backlog - awaiting entry into excel data base and DHIS2.
- Inadequate ICU facilities and ICU equipment at referral hospitals and high care units in the districts.
- Inadequate ambulances in the regions.
- Inadequate isolation units, at health facilities in the regions.

RECOMMENDATIONS


- Fast tracking of efforts to use GoData app and DHIS2.
- Provision of fully equipped ICU facilities at referral hospitals and high care units in the districts.
- Procurement of ambulances in the regions to ensure prompt response.
- Establish fully equipped isolation units at health facilities in the regions.

Approved



Incident Manager

31 August 2020




Secretariat

For enquiries, please contact
Namibia Public Health Emergency Operations Centre;

 PHEOC@mhss.gov.na

 0800 100 100

 0851 100 100