



NAMIBIA COVID-19 SITUATION REPORT NO. 172			
Outbreak Name	COVID-19 outbreak	Country affected	Namibia
Date & Time of this report	06.09.2020 20:00 hrs	Investigation start Date	13 March 2020
Prepared by	Surveillance Team		

HIGHLIGHTS/SITUATION UPDATE (06/09/2020)

Total
Tested 69338
Confirmed 8810
Active 4913
Recovered 3806
Death 91

Today
Tested 1159
Confirmed 125
Active 4913
Recovered 20
Death 2

- The entire country will remain in Stage 3 of the State of Emergency (29 August 2020 - 12 September 2020).
- A curfew (20h00-05h00) is applicable nationwide as from 29 August 2020 - 12 September 2020.
- Windhoek, Rehoboth and Okahandja Local Authority Areas are under travel restrictions (29 August 2020 – 12 September 2020)

- A total of **8810** cases have been recorded in a population of approximately 2.5 Million people (*UN, Department of Economic and Social Affairs, Population Division: 2019 Revision. www.Worldometers.info*)
- Cumulatively, **8719 (99.0%)** cases are local transmissions while **91 (1.0 %)** are imported.
- More male cases **4770 (54.1%)** were recorded compared to female cases **4040 (45.9%)**.
- To-date, **372 (4.2%)** Health Care Workers (HCWs) have tested positive for COVID-19
 - 252 (67.7%) State
 - 119 (32.0%) Private
 - 1 (0.3%) NGO
- Today (06/09/2020), **20** recoveries have been recorded from 3 regions; 8 Hardap, 7 Khomas, 5 //Kharas.
- To date, Namibia has recorded 91 deaths; an increase with 4 deaths in two days (since 05 September 2020).

Table 1: Distribution of confirmed COVID-19 cases by region, 06 September 2020

Region	Total No. of cases	Active cases	Recovered	Death	Health Care Workers
Erongo	3592	1252	2308	32	53
Hardap	188	78	106	4	16
//Karas	219	95	121	3	4
Kavango East	68	65	1	2	10
Kavango West	5	4	0	1	0
Khomas	4046	3075	929	42	248
Kunene	10	10	0	0	0
Ohangwena	93	49	43	1	6
Omaheke	49	17	31	1	1
Omusati	35	23	11	1	5
Oshana	169	40	126	3	8
Oshikoto	91	57	34	0	4
Otjozondjupa	189	108	80	1	10
Zambezi	56	40	16	0	7
Total	8810	4913	3806	91	372

- All fourteen (14) regions have reported confirmed cases; with Khomas reporting the highest **4046 (45.9%)** followed by Erongo **3592 (40.8%)**.
- Khomas region is currently the epicenter of the outbreak.
- Of the total confirmed cases, **3806 (43.2%)** have recovered.
- Cumulatively, **77 (84.6%)** of the fatalities were known to have multiple co-morbidities (Table 2).

Table 2: Fatality summary as of 06 September 2020

Region	Cumulative no. of deaths	Deaths in 24 hours	Cumulative with co-morbidities
Erongo	32	1	29
Hardap	4	0	1
//Karas	3	0	2
Kavango East	2	0	1
Kavango West	1	0	1
Khomas	42	1	39
Ohangwena	1	0	0
Omaheke	1	0	1
Omusati	1	0	0
Otjozondjupa	1	0	1
Oshana	3	0	2
Total	91	2	77

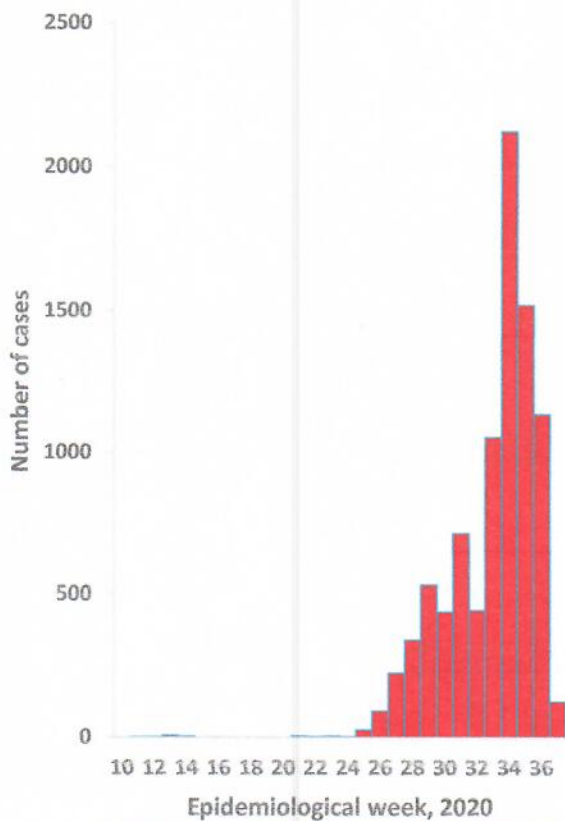


Figure 1: Epi-curve for confirmed COVID-19 cases 06 September 2020

Namibia has recorded **8810** COVID-19 cases since 13 March 2020. Up to **2123 (24.1%)** of the total cases were recorded during week 34 (Figure 1).

- A high number of cases were recorded in the past eight weeks as a result of:
 - Spread of local transmission in the country
 - Enhanced surveillance including active case search.
- Call center continues operation for 24 hours daily. Today, **1195** calls were answered including **22** alerts.

Table 3: COVID-19 specimen recorded at the Laboratories as of 06 September 2020

VARIABLES	TOTAL
Total samples received by the Laboratory	69456
Total samples tested	65232
Total samples re-tested	4106
Total positive results	8810
Total negative results	56398
Total samples discarded	76
Invalid results	1
Total pending results	41
Indeterminant/Inconclusive	24
Suspected cases in 24 hours (excludes re-tests)	1100

- To date, **69338** tests have been conducted by NIP, Path-Care, NAMDEB, and UNAM laboratories (including **4106** re-tests).
- Since the beginning of the outbreak, **16833** contacts of confirmed cases have been identified, **132** new contacts were identified within the last 24 hours from 10 regions.
- Cumulatively, **7604** contacts have completed their monitoring period, while a total **1046 (11.5%)** of the contacts have tested positive
- Today, **5841 (64.5%)** out of **9062** active contacts were monitored.

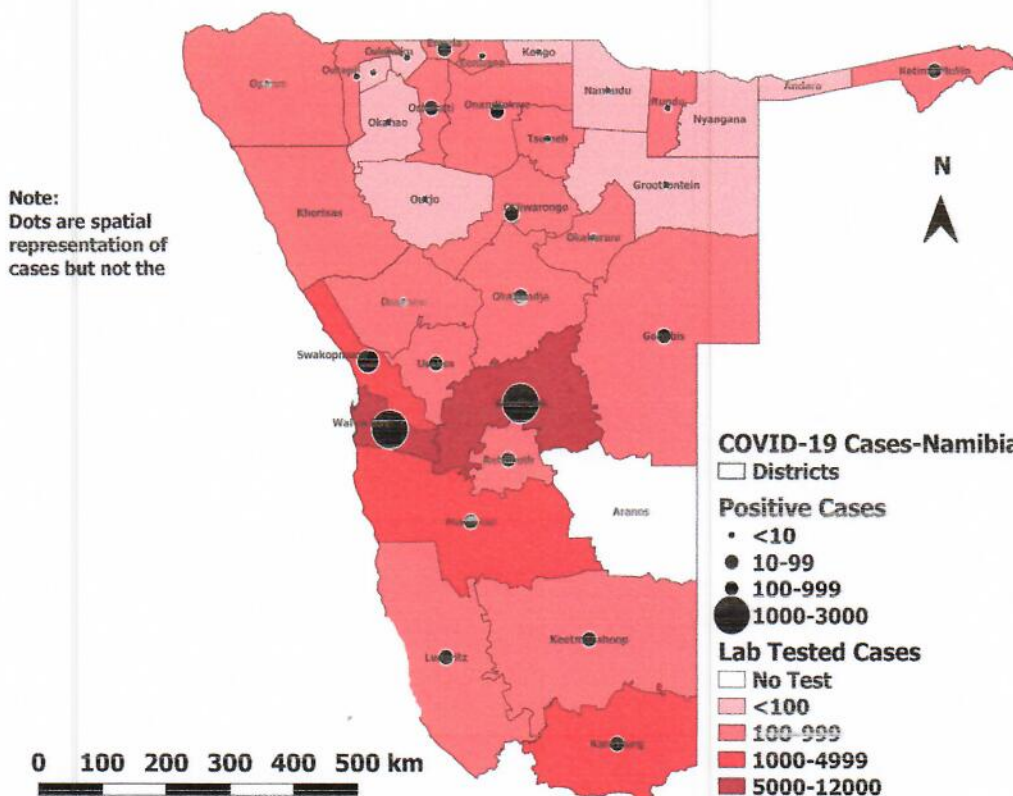


Figure 2: Distribution of suspected and confirmed COVID-19 cases in Namibia by District as of 06 September 2020

- The 20-49 years age- brackets constitute **6504 (73.8%)** of the confirmed cases, while a sizable proportion of the 50-59 age group **954 (10.8%)**.
- Among those aged 30-39, a significant proportion of males **1343 (55.1%)** are infected more than females **1095 (44.9%)**.
- The under 5 make up **194 (2.2%)** of the total cases.
- Aged 60 years and above constitute **339 (3.8%)** of the confirmed cases.

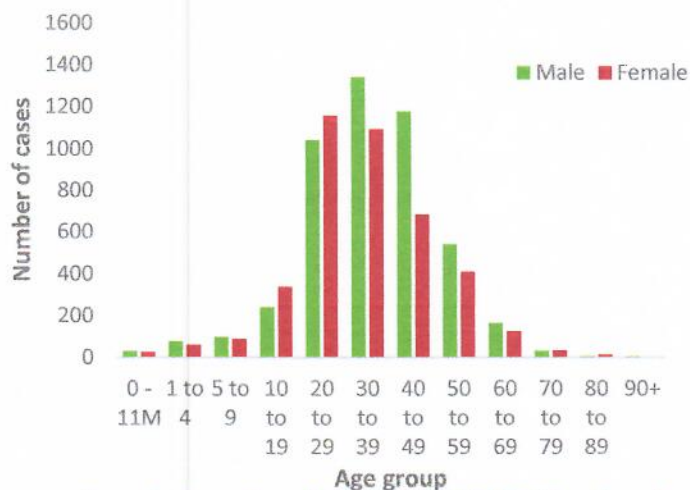


Figure 3: Age and sex distribution of COVID-19 confirmed cases As of 06 September 2020

Table 4: Number of people in mandatory quarantine facilities, 06 September 2020

Region	Newly quarantined 24 hours	Cumulative number	Number discharged	Number in quarantine now	Truck Drivers (24 Hours)
Erongo	524	2853	2442	411	46
Hardap	1	523	462	61	0
Kavango	5	389	364	25	0
Khomas	1	1930	1652	278	0
//Kharas	28	1445	1247	198	0
Kunene	39	406	324	82	0
Ohangwena	13	446	424	22	0
Omaheke	30	744	655	89	0
Omusati	0	258	250	8	0
Oshana	2	270	261	9	0
Oshikoto	0	569	319	250	0
Otjozondjupa	8	721	691	30	0
Zambezi	7	752	705	47	0
Total	658	11306	9796	1510	46

- Since March 2020, **11306** people have been placed into supervised quarantine facilities around the country.
- A total of **1510** people are currently in quarantine with **658** new admissions in the past 24 hours.

Table 5: Distribution of truck drivers coming into Namibia from neighbouring countries and destination regions on 06 September 2020

Destination	Origin						Total
	RSA	Botswana	Angola	DRC	Zimbabwe	Zambia	
//Kharas	65	0	0	0	0	0	65
Khomas	93	2	0	0	0	0	95
Omusati	2	0	0	0	0	0	2
Oshana	6	0	0	0	0	0	6
Otjozondjupa	21	0	2	0	0	0	23
Kavango	0	0	0	0	0	0	0
Ohangwena	0	0	0	0	0	0	0
Hardap	5	0	0	0	0	0	5
Kunene	0	0	0	0	0	0	0
Omaheke	6	0	0	0	0	0	6
Oshikoto	4	0	0	0	0	0	4
Zambezi	0	2	0	0	0	0	2
Erongo	18	10	0	0	0	29	57
Total	220	14	2	0	0	29	265

- A total of **265** trucks entered the country through various ground crossing points in the last 24 hours.
- Of these trucks, **95 (35.8%)** were heading to Khomas, **65 (24.5%)** to //Kharas while **57 (21.5%)** were heading to Erongo region.
- The remaining **48 (18.1%)** were heading to the other 8 regions.

PUBLIC HEALTH ACTION

- Recruitment of local volunteers into the response in the districts and regions is ongoing.
- Continuous support to the regions by the national level.
- Public awareness on COVID-19 prevention measures is ongoing

CHALLENGES

- Large data backlog - awaiting entry into excel data base and DHIS2.
- Inadequate ICU facilities and ICU equipment at referral hospitals and high care units in the districts.
- Inadequate ambulances in the regions.
- Inadequate isolation units, at health facilities in the regions.

RECOMMENDATIONS

- Fast tracking of efforts to use GoData app and DHIS2.
- Provision of fully equipped ICU facilities at referral hospitals and high care units in the districts.
- Procurement of ambulances in the regions to ensure prompt response.
- Establish fully equipped isolation units at health facilities in the regions.

Approved





Incident Manager
06 September 2020




Secretariat

For enquiries, please contact
Namibia Public Health Emergency Operations Centre;

 PHEOC@mhss.gov.na

 0800 100 100

 0851 100 100