



NAMIBIA COVID-19 SITUATION REPORT NO. 173			
Outbreak Name	COVID-19 outbreak	Country affected	Namibia
Date & Time of this report	07.09.2020 20:00 hrs	Investigation start Date	13 March 2020
Prepared by	Surveillance Team		

HIGHLIGHTS/SITUATION UPDATE (07/09/2020)

Total	Today
Tested 70018	Tested 680
Confirmed 8928	Confirmed 118
Active 4856	Active 4856
Recovered 3981	Recovered 175
Death 91	Death 0

- The entire country will remain in Stage 3 of the State of Emergency (29 August 2020 - 12 September 2020).
- A curfew (20h00-05h00) is applicable nationwide as from 29 August 2020 - 12 September 2020.
- Windhoek, Rehoboth and Okahandja Local Authority Areas are under travel restrictions (29 August 2020 – 12 September 2020)

- A total of **8928** cases have been recorded in a population of approximately 2.5 Million people (*UN, Department of Economic and Social Affairs, Population Division: 2019 Revision. www.Worldometers.info*)
- Cumulatively, **8835 (99.0%)** cases are local transmissions while **93 (1.0 %)** are imported.
- More male cases **4824 (54.0%)** were recorded compared to female cases **4104 (46.0%)**.
- To-date, **382 (4.3%)** Health Care Workers (HCWs) have tested positive for COVID-19
 - 254 (66.5%) State
 - 127 (33.2%) Private
 - 1 (0.3%) NGO
- Today (07/09/2020), **175** recoveries have been recorded from 5 regions; 156 Erongo, 5 Khomas, 5 Omaheke, 5 Otjozondjupa and 4 //Kharas.
- To date, Namibia has recorded 91 deaths.
- Community transmission is ongoing in Khomas and Erongo regions and efforts to prevent widespread transmissions in other regions are ongoing.
- Need for enhanced technical and financial support by partners to control the outbreak; situation is alarming.

Table 1: Distribution of confirmed COVID-19 cases by region, 07 September 2020

Region	Total No. of cases	Active cases	Recovered	Death	Health Care Workers
Erongo	3601	1105	2464	32	54
Hardap	198	88	106	4	16
//Kharas	221	93	125	3	4
Kavango East	71	68	1	2	11
Kavango West	5	4	0	1	0
Khomas	4127	3151	934	42	256
Kunene	11	11	0	0	0
Ohangwena	95	51	43	1	6
Omaheke	49	12	36	1	1
Omusati	37	25	11	1	5
Oshana	172	43	126	3	8
Oshikoto	94	60	34	0	4
Otjozondjupa	191	105	85	1	10
Zambezi	56	40	16	0	7
Total	8928	4856	3981	91	382

- All fourteen (14) regions have reported confirmed cases; with Khomas reporting the highest **4127 (46.2%)** followed by Erongo **3601 (40.3%)**.
- Khomas region is currently the epicenter of the outbreak.
- Of the total confirmed cases, **3981 (44.6%)** have recovered.
- Cumulatively, **77 (84.6%)** of the fatalities were known to have multiple co-morbidities (Table 2).

Table 2: Fatality summary as of 07 September 2020

Region	Cumulative no. of deaths	Deaths in 24 hours	Cumulative with co-morbidities
Erongo	32	0	29
Hardap	4	0	1
//Kharas	3	0	2
Kavango East	2	0	1
Kavango West	1	0	1
Khomas	42	0	39
Ohangwena	1	0	0
Omaheke	1	0	1
Omusati	1	0	0
Otjozondjupa	1	0	1
Oshana	3	0	2
Total	91	0	77

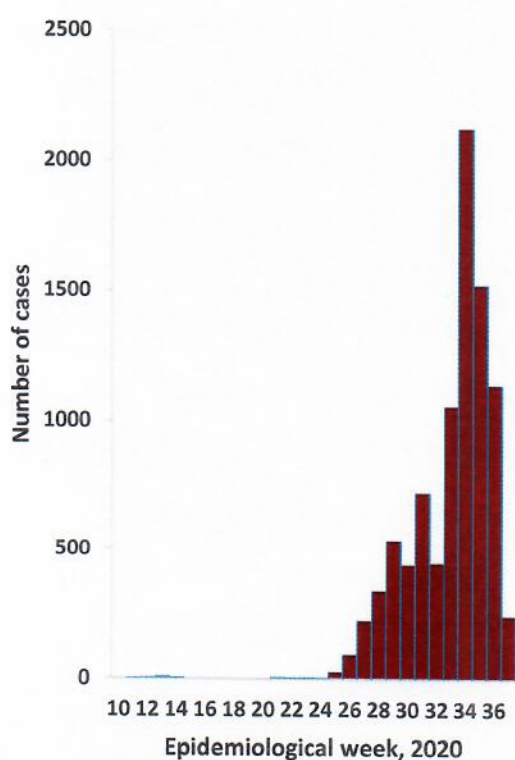


Figure 1: Epi-curve for confirmed COVID-19 cases 07 September 2020

- Namibia has recorded **8928** COVID-19 cases since 13 March 2020. Up to **2123 (23.8%)** of the total cases were recorded during week 34 (Figure 1).
- A high number of cases were recorded in the past eight weeks as a result of:
 - Spread of local transmission in the country
 - Enhanced surveillance including active case search.
 - Call center continues operation for 24 hours daily. Today, **1185** calls were answered including **38** alerts.

Table 3: COVID-19 specimen recorded at the Laboratories as of 07 September 2020

VARIABLES	TOTAL
Total samples received by the Laboratory	70136
Total samples tested	65885
Total samples re-tested	4133
Total positive results	8928
Total negative results	56933
Total samples discarded	76
Invalid results	1
Total pending results	41
Indeterminant/Inconclusive	24
Suspected cases in 24 hours (excludes re-tests)	653

- To date, **70018** tests have been conducted by NIP, Path-Care, NAMDEB, and UNAM laboratories (including **4133** re-tests).
- Since the beginning of the outbreak, **17660** contacts of confirmed cases have been identified, **827** new contacts were identified within the last 24 hours from 10 regions.
- Cumulatively, **8009** contacts have completed their monitoring period, while a total **1100 (11.6%)** of the contacts have tested positive
- Today, **6385 (67.1%)** out of **9510** active contacts were monitored.

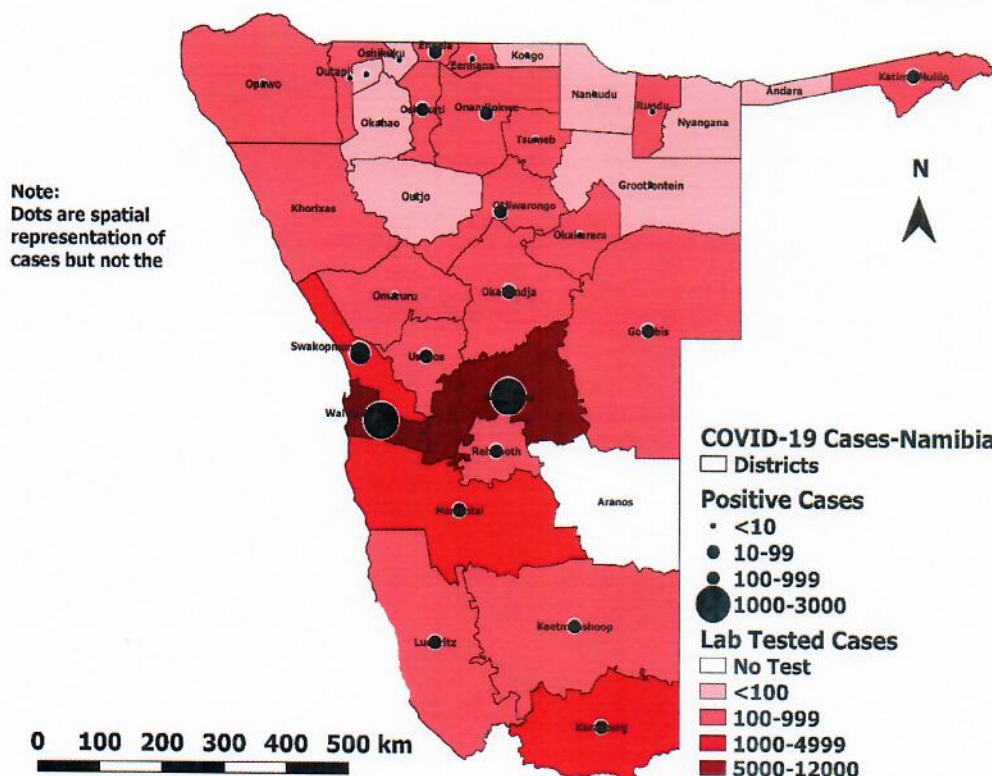


Figure 2: Distribution of suspected and confirmed COVID-19 cases in Namibia by District as of 07 September 2020

- The 20-49 years age- brackets constitute **6577 (73.7%)** of the confirmed cases, while a sizable proportion of the 50-59 age group **970 (10.9%)**.
- Among those aged 30-39, a significant proportion of males **1356 (55.0%)** are infected more than females **1110 (45.0%)**.
- The under 5 make up **198 (2.2%)** of the total cases.
- Aged 60 years and above constitute **343 (3.8%)** of the confirmed cases.

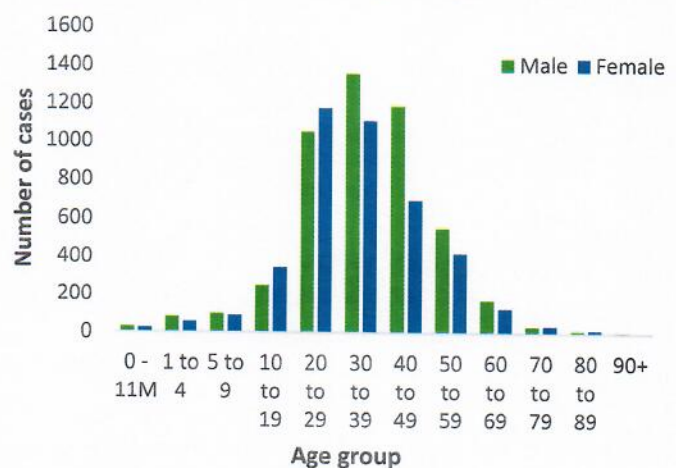


Figure 3: Age and sex distribution of COVID-19 confirmed cases As of 07 September 2020

Table 4: Number of people in mandatory quarantine facilities, 07 September 2020

Region	Newly quarantined 24 hours	Cumulative number	Number discharged	Number in quarantine now	Truck Drivers (24 Hours)
Erongo	164	3017	2687	330	47
Hardap	3	526	469	57	0
Kavango	0	389	365	24	0
Khomas	2	1932	1712	220	0
//Kharas	0	1445	1247	198	0
Kunene	0	406	334	72	0
Ohangwena	0	446	424	22	0
Omaheke	4	748	662	86	1
Omusati	0	268	268	0	0
Oshana	4	274	262	12	0
Oshikoto	103	672	386	286	0
Otjozondjupa	15	736	695	41	0
Zambezi	0	752	705	47	0
Total	295	11611	10216	1395	48

- Since March 2020, **11611** people have been placed into supervised quarantine facilities around the country.
- A total of **1395** people are currently in quarantine with **295** new admissions in the past 24 hours.

Table 5: Distribution of truck drivers coming into Namibia from neighbouring countries and destination regions on 06 September 2020

Destination	Origin						Total
	RSA	Botswana	Angola	DRC	Zimbabwe	Zambia	
//Kharas	65	0	0	0	0	0	65
Khomas	93	2	0	0	0	0	95
Omusati	2	0	0	0	0	0	2
Oshana	6	0	0	0	0	0	6
Otjozondjupa	21	0	2	0	0	0	23
Kavango	0	0	0	0	0	0	0
Ohangwena	0	0	0	0	0	0	0
Hardap	5	0	0	0	0	0	5
Kunene	0	0	0	0	0	0	0
Omaheke	6	0	0	0	0	0	6
Oshikoto	4	0	0	0	0	0	4
Zambezi	0	2	0	0	0	0	2
Erongo	18	10	0	0	0	29	57
Total	220	14	2	0	0	29	265

- A total of **265** trucks entered the country through various ground crossing points in the last 24 hours.
- Of these trucks, **95 (35.8%)** were heading to Khomas, **65 (24.5%)** to //Kharas while **57 (21.5%)** were heading to Erongo region.
- The remaining **48 (18.1%)** were heading to the other 8 regions.

PUBLIC HEALTH ACTION

- Expansion of result collection sites around Windhoek is ongoing.
- Recruitment of local volunteers into the response in the districts and regions is ongoing.
- Continuous support to the regions by the national level.
- Public awareness on COVID-19 prevention measures is ongoing

CHALLENGES

- Large data backlog - awaiting entry into excel data base and DHIS2.
- Inadequate ICU facilities and ICU equipment at referral hospitals and high care units in the districts.
- Inadequate ambulances in the regions.
- Inadequate isolation units, at health facilities in the regions.


RECOMMENDATIONS

- Fast tracking of efforts to use GoData app and DHIS2.
- Provision of fully equipped ICU facilities at referral hospitals and high care units in the districts.
- Procurement of ambulances in the regions to ensure prompt response.
- Establish fully equipped isolation units at health facilities in the regions.

Approved




Incident Manager
07 September 2020




Secretariat

For enquiries, please contact
Namibia Public Health Emergency Operations Centre;

 PHEOC@mhss.gov.na

 0800 100 100

 0851 100 100