



NAMIBIA COVID-19 SITUATION REPORT NO. 174			
Outbreak Name	COVID-19 outbreak	Country affected	Namibia
Date & Time of this report	08.09.2020 20:00 hrs	Investigation start Date	13 March 2020
Prepared by	Surveillance Team		

HIGHLIGHTS/SITUATION UPDATE (08/09/2020)

Total
Tested 71924
Confirmed 9108
Active 4375
Recovered 4640
Death 93

Today
Tested 1907
Confirmed 180
Active 4375
Recovered 659
Death 2

- The entire country will remain in Stage 3 of the State of Emergency (29 August 2020 - 12 September 2020).
- A curfew (20h00-05h00) is applicable nationwide as from 29 August 2020 - 12 September 2020.
- Windhoek, Rehoboth and Okahandja Local Authority Areas are under travel restrictions (29 August 2020 – 12 September 2020)

- A total of **9108** cases have been recorded in a population of approximately 2.5 Million people (*UN, Department of Economic and Social Affairs, Population Division: 2019 Revision. www.Worldometers.info*)
- Cumulatively, **9013 (99.0%)** cases are local transmissions while **95 (1.0 %)** are imported.
- More male cases **4915 (54.0%)** were recorded compared to female cases **4193 (46.0%)**.
- To-date, **389 (4.3%)** Health Care Workers (HCWs) have tested positive for COVID-19
 - 260 (66.8%) State
 - 128 (32.9%) Private
 - 1 (0.3%) NGO
- Today (08/09/2020), **659** recoveries have been recorded from 7 regions.
- To date, Namibia has recorded 93 deaths.
- Community transmission is ongoing in Khomas and Erongo regions and efforts to prevent widespread transmissions in other regions are ongoing.
- Need for enhanced technical and financial support by partners to control the outbreak; situation is alarming.

Table 1: Distribution of confirmed COVID-19 cases by region, 08 September 2020

Region	Total No. of cases	Active cases	Recovered	Death	Health Care Workers
Erongo	3638	1083	2523	32	54
Hardap	207	85	118	4	16
//Kharas	231	102	125	4	4
Kavango East	80	66	12	2	12
Kavango West	6	5	0	1	1
Khomas	4226	2704	1479	43	260
Kunene	11	11	0	0	0
Ohangwena	95	33	61	1	6
Omaheke	51	14	36	1	1
Omusati	37	15	21	1	5
Oshana	173	44	126	3	8
Oshikoto	94	60	34	0	4
Otjozondjupa	199	109	89	1	10
Zambezi	60	44	16	0	8
Total	9108	4375	4640	93	389

- All fourteen (14) regions have reported confirmed cases; with Khomas reporting the highest **4226 (46.4%)** followed by Erongo **3638 (40.0%)**.
- Khomas region is currently the epicenter of the outbreak.
- Of the total confirmed cases, **4640 (50.9%)** have recovered.
- Cumulatively, **79 (84.9%)** of the fatalities were known to have multiple co-morbidities (Table 2).

Table 2: Fatality summary as of 08 September 2020

Region	Cumulative no. of deaths	Deaths in 24 hours	Cumulative with co-morbidities
Erongo	32	0	29
Hardap	4	0	1
//Kharas	4	1	3
Kavango East	2	0	1
Kavango West	1	0	1
Khomas	43	1	40
Ohangwena	1	0	0
Omaheke	1	0	1
Omusati	1	0	0
Otjozondjupa	1	0	1
Oshana	3	0	2
Total	93	2	79

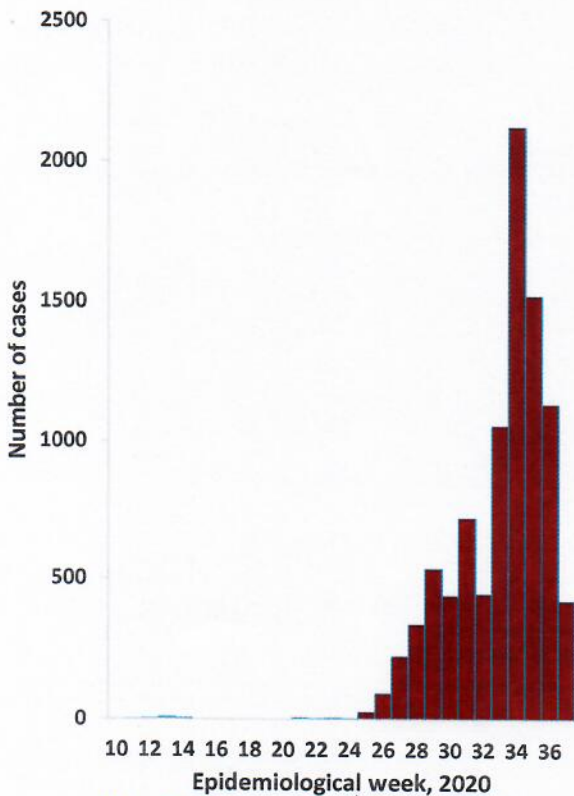


Figure 1: Epi-curve for confirmed COVID-19 cases 08 September 2020

Namibia has recorded **9108** COVID-19 cases since 13 March 2020. Up to **2123 (25.5%)** of the total cases were recorded during week 34 (Figure 1).

- A high number of cases were recorded in the past eight weeks as a result of:
 - Spread of local transmission in the country
 - Enhanced surveillance including active case search.
- Call center continues operation for 24 hours daily. Today, **1107** calls were answered including **11** alerts.

Table 3: COVID-19 specimen recorded at the Laboratories as of 08 September 2020

VARIABLES	TOTAL
Total samples received by the Laboratory	72042
Total samples tested	67702
Total samples re-tested	4222
Total positive results	9108
Total negative results	58570
Total samples discarded	76
Invalid results	1
Total pending results	41
Indeterminant/Inconclusive	24
Suspected cases in 24 hours (excludes re-tests)	1817

- To date, **71924** tests have been conducted by NIP, Path-Care, NAMDEB, and UNAM laboratories (including **4222** re-tests).
- Since the beginning of the outbreak, **18222** contacts of confirmed cases have been identified, **560** new contacts were identified within the last 24 hours from 10 regions.
- Cumulatively, **8530** contacts have completed their monitoring period, while a total **1189 (12.4%)** of the contacts have tested positive
- Today, **6580 (68.8%)** out of **9560** active contacts were monitored.

Table 4: Number of people in mandatory quarantine facilities, 08 September 2020

Region	Newly quarantined 24 hours	Cumulative number	Number discharged	Number in quarantine now	Truck Drivers (24 Hours)
<i>Erongo</i>	86	3103	2687	416	40
<i>Hardap</i>	7	533	496	37	0
<i>Kavango</i>	18	407	372	35	0
<i>Khomas</i>	6	1938	1723	215	0
<i>//Kharas</i>	0	1445	1247	198	0
<i>Kunene</i>	1	407	344	63	0
<i>Ohangwena</i>	0	446	424	22	0
<i>Omaheke</i>	0	748	662	86	0
<i>Omusati</i>	0	268	268	0	0
<i>Oshana</i>	5	279	272	7	0
<i>Oshikoto</i>	21	693	512	181	0
<i>Otjozondjupa</i>	0	736	710	26	0
<i>Zambezi</i>	13	765	711	54	0
Total	157	11768	10428	1340	40

- Since March 2020, **11768** people have been placed into supervised quarantine facilities around the country.
- A total of **1340** people are currently in quarantine with **157** new admissions in the past 24 hours.

- The 20-49 years age- brackets constitute **6704 (73.6%)** of the confirmed cases, while a sizable proportion of the 50-59 age group **988 (10.8%)**.
- Among those aged 30-39, a significant proportion of males **1384 (54.9%)** are infected more than females **1136 (45.1%)**.
- The under 5 make up **202 (2.2%)** of the total cases.
- Aged 60 years and above constitute **345 (3.8%)** of the confirmed cases.

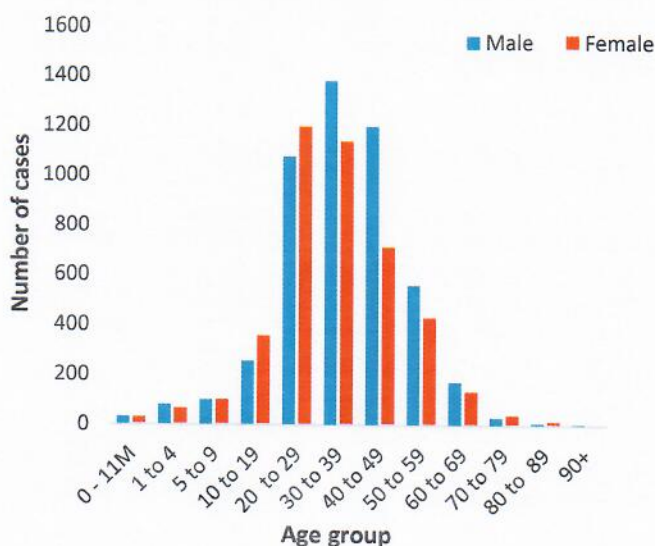


Figure 2: Age and sex distribution of COVID-19 confirmed cases As of 08 September 2020

Table 5: Distribution of truck drivers coming into Namibia from neighbouring countries and destination regions on 08 September 2020

Destination							Total
	RSA	Botswana	Angola	DRC	Eswatini	Zambia	
//Kharas	88	0	0	0	0	0	88
Khomas	103	7	2	0	3	1	116
Omusati	0	0	0	0	0	0	0
Oshana	4	0	0	0	0	0	4
Otjozondjupa	8	0	0	0	0	0	8
Kavango	2	1	0	0	0	0	3
Ohangwena	3	0	3	0	0	0	6
Hardap	4	0	0	0	0	0	4
Kunene	1	0	0	0	0	0	1
Omaheke	1	0	0	0	0	0	1
Oshikoto	1	0	2	0	0	0	3
Zambezi	0	0	0	0	0	0	0
Erongo	19	14	0	0	0	27	60
Total	234	22	7	0	3	28	294

- A total of **294** trucks entered the country through various ground crossing points in the last 24 hours.
- Of these trucks, **116 (39.5%)** were heading to Khomas, **88 (29.9%)** to //Kharas while **60 (20.4%)** were heading to Erongo region.
- The remaining **30 (10.2%)** were heading to the other 8 regions.

PUBLIC HEALTH ACTION

- Expansion of result collection sites around Windhoek is ongoing.
- Recruitment of local volunteers into the response in the districts and regions is ongoing.
- Continuous support to the regions by the national level.
- Public awareness on COVID-19 prevention measures is ongoing

CHALLENGES

- Large data backlog - awaiting entry into excel data base and DHIS2.
- Inadequate ICU facilities and ICU equipment at referral hospitals and high care units in the districts.
- Inadequate ambulances in the regions.
- Inadequate isolation units, at health facilities in the regions.


RECOMMENDATIONS

- Fast tracking of efforts to use GoData app and DHIS2.
- Provision of fully equipped ICU facilities at referral hospitals and high care units in the districts.
- Procurement of ambulances in the regions to ensure prompt response.
- Establish fully equipped isolation units at health facilities in the regions.

Approved


Incident Manager


08 September 2020


Secretariat

For enquiries, please contact
Namibia Public Health Emergency Operations Centre;

 PHEOC@mhss.gov.na

 0800 100 100

 0851 100 100