



NAMIBIA COVID-19 SITUATION REPORT NO. 199

Outbreak Name	COVID-19 outbreak	Country affected	Namibia
Date & Time	03.10.2020 19h00	Investigation start Date	13 March 2020
Prepared by	Surveillance Team		

HIGHLIGHTS/SITUATION UPDATE (03/10/2020)

TOTAL
Tested 107949
Confirmed 11626
Active 2076
Recovered 9429
Death 123

TODAY
Tested 1192
Confirmed 54
Active 2076
Recovered 10
Death 0

- A total of **11626** cases have been recorded in a population of approximately 2.5 Million people, making it about **0.5%** of the population infected.
- More male cases **6323 (54.4%)** were recorded compared to female cases **5303 (45.6%)**.
- Of the total confirmed cases, **462 (4.0%)** Health Care Workers (HCWs) have tested positive for COVID-19 to-date.
 - 302 (65.4%) State; 159 (34.4%) Private, 1 (0.2%) NGO
- Today (03/10/2020), **10** recoveries have been recorded from **4** regions; the recovery rate now stands at **81.1%**.
- All fourteen (14) regions have reported confirmed cases; Khomas and Erongo regions reported the highest with **5399 (46.4%)** and **3869 (33.3%)** respectively.
- Of the total fatalities, **97 (78.9%)** are COVID-19 deaths while **26 (21.1%)** are COVID-19 related deaths.
- There is an alarming increase in the number of COVID-19 positive cases in closed settings such as schools and police holding cells.

Table 1: Distribution of confirmed COVID-19 cases by region, 03 October 2020

Region	Total No. of cases	Active cases	Recovered	Deaths	Deaths in 24 hours	Cumulative death with co-morbidities	Health Care Workers
Erongo	3869	63	3768	38	0	35	65
Hardap	489	147	338	4	0	1	17
//Kharas	354	40	310	4	0	3	9
Kavango East	165	92	70	3	0	2	17
Kavango West	8	4	3	1	0	1	1
Khomas	5399	1345	3994	60	0	57	301
Kunene	14	0	14	0	0	0	0
Ohangwena	187	45	140	2	0	0	6
Omaheke	79	7	70	2	0	1	1
Omusati	50	1	48	1	0	0	5
Oshana	298	37	258	3	0	2	12
Oshikoto	312	242	70	0	0	0	4
Otjozondjupa	325	46	274	5	0	4	13
Zambezi	77	5	72	0	0	0	11
Total	11626	2076	9429	123	0	106	462

EPIDEMIOLOGICAL SITUATION IN NAMIBIA

**Table 2: COVID-19 specimen recorded at the Laboratories
As of 03 October 2020**

VARIABLES	TOTAL
Total samples received by the Laboratory	102393
Total samples tested	96719
Total samples re-tested	5556
Total positive results	11626
Total negative results	85060
Total samples discarded	76
Invalid results	1
Total pending results	41
Indeterminant/Inconclusive	33
Suspected cases in 24 hours (excludes re-tests)	1192

- Up to **2123 (18.3%)** of the total cases were recorded during week 34 (Figure 1).
- After a peak in epi-week 34, the country has seen a gradual reduction in the average number of confirmed cases from 303 to 94 in epi-week 39.
- Call center continues operation for 24 hours daily. Today, **1146** calls were answered including **12** alerts.

- To date, **107949** tests (including **5556** re-tests) have been conducted by NIP, Path-Care, NAMDEB, UNAM and Namib Poultry laboratories.
- Since the beginning of the outbreak, **25031** contacts of confirmed cases have been identified, **21** new contacts were identified within the last 24 hours from 10 regions.
- Cumulatively, **15693** contacts have completed their monitoring period, while a total of **2342 (20.1%)** contacts of confirmed cases have tested positive.
- Today, **8209 (86.6%)** out of **9474** active contacts were monitored.

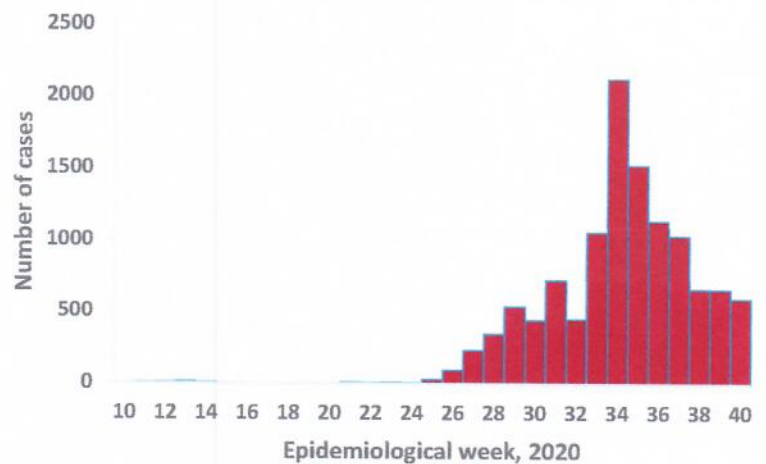
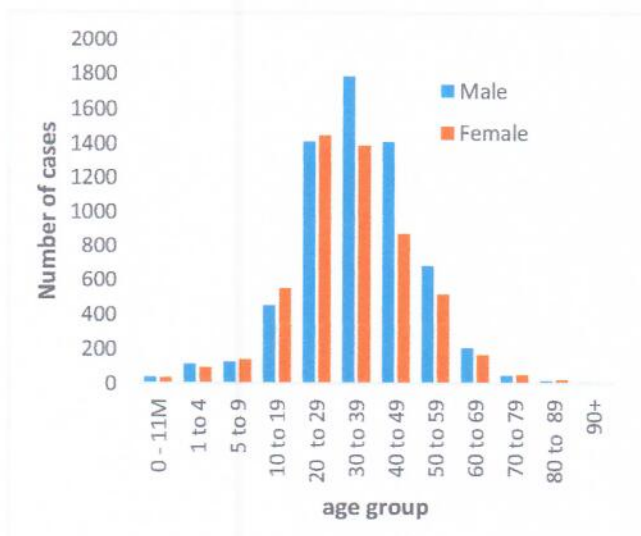


Figure 1: Epi-curve for confirmed COVID-19 cases 03 October 2020



**Figure 2: Age and Sex distribution of COVID-19 confirmed cases
As of 03 October 2020**

- The 20-49 years age-brackets constitute **8334 (71.7%)** of the confirmed cases, while a sizable proportion of the 50-59 age group is **1200 (10.3%)**.
- A total of **1280 (11.0%)** of the confirmed cases are among the 5-19 years category.
- Among those aged 30-39 years, a significant proportion of males, **1787 (56.2%)** are infected more than females **1391 (43.8%)**.
- The under 5 years make up **290 (2.5%)** of the total cases.
- Aged 60 years and above constitute **522 (4.5%)** of the confirmed cases.

**Table 3: Number of people in mandatory quarantine facilities
03 October 2020**

Region	Newly quarantined 24 Hrs	Cumulative number	Number discharged	Number in quarantine now	Truck Drivers quarantined in 24 Hrs.
Erongo	0	3515	3282	233	52
Hardap	4	718	670	48	0
Kavango	2	641	602	39	0
Khomas	0	2414	2316	98	0
//Kharas	0	1680	1463	217	0
Kunene	1	448	447	1	0
Ohangwena	0	510	499	11	0
Omaheke	5	985	927	58	0
Omusati	0	303	296	7	0
Oshana	1	308	306	2	0
Oshikoto	0	1486	1065	421	0
Otjozondjupa	0	841	841	0	0
Zambezi	8	829	805	24	0
Total	21	14678	13519	1159	52

- Since March 2020, **14678** people have been placed into mandatory quarantine facilities around the country.
- A total of **1159** people are currently in quarantine with **21** new admissions in the past 24 hours.

PUBLIC HEALTH ACTION(S)

- Training on Integrated Disease Surveillance Response (IDSR) is ongoing country-wide.
- Namib Poultry Laboratory commenced testing for COVID-19 as part of the national strategy to increase testing capacity.
 - Now there are six laboratories testing for COVID-19.
- Training on Public Health Emergency Operation Centre and Incident Management System with WHO-AFRO is ongoing.


CHALLENGES

- Large data backlog - awaiting entry into excel data base and DHIS2.
- Inadequate ICU facilities and ICU equipment at referral hospitals and high care units in the districts.

RECOMMENDATIONS


- Fast tracking of efforts to use DHIS2 nation-wide.
- Provision of fully equipped ICU facilities at referral hospitals and high care units in the districts.


Approved



Incident Manager
 03 October 2020


Secretariat

For enquiries, please contact
Namibia Public Health Emergency Operations Centre:

 PHEOC@mhss.gov.na

 0800 100 100

 0851 100 100