



Ministry of Health and Social Services
Republic of Namibia



NAMIBIA COVID-19 SITUATION REPORT NO. 184			
Outbreak Name	COVID-19 outbreak	Country affected	Namibia
Date & Time	18.09.2020 20h00	Investigation start Date	13 March 2020
Prepared by	Surveillance Team		

HIGHLIGHTS/SITUATION UPDATE (18/09/2020)

TOTAL
Tested 86634
Confirmed 10292
Active 2212
Recovered 7969
Death 111

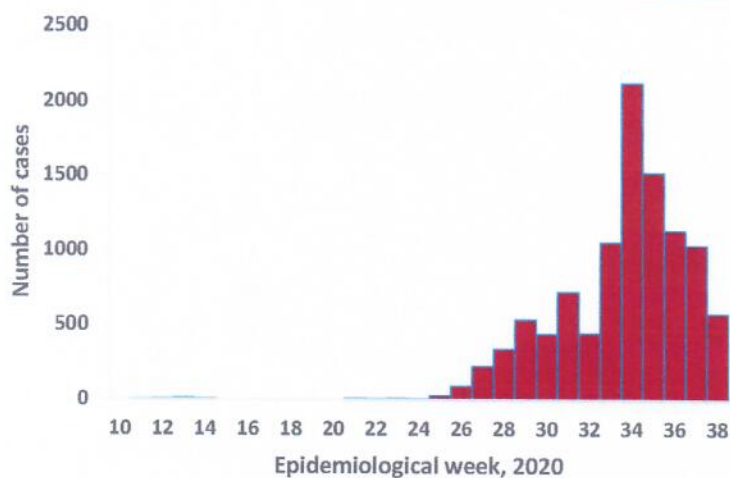
TODAY
Tested 1547
Confirmed 85
Active 2212
Recovered 109
Death 3

- A total of **10292** cases have been recorded in a population of approximately 2.5 Million people, making it about **0.4%** of the population infected.
- More male cases **5491 (53.4%)** were recorded compared to female cases **4801 (46.6%)**.
- Of the total confirmed cases, **430 (4.2%)** Health Care Workers (HCWs) have tested positive for COVID-19 to-date.
 - 292 (67.9%) State; 137 (31.9%) Private, 1 (0.2%) NGO
- Today (18/09/2020), **109** recoveries have been recorded from 4 regions; the recovery rate now stands at **77.4%**.
- All fourteen (14) regions have reported confirmed cases; Khomas and Erongo regions are reporting the highest with **4866 (47.3%)** and **3759 (36.5%)** respectively.

Table 1: Distribution of confirmed COVID-19 cases by region, 18 September 2020

Region	Total No. of cases	Active cases	Recovered	Deaths	Deaths in 24 hours	Cumulative death with co-morbidities	Health Care Workers
Erongo	3759	22	3702	35	0	32	60
Hardap	318	105	209	4	0	1	17
//Kharas	322	127	191	4	0	3	8
Kavango East	102	29	70	3	0	2	15
Kavango West	8	4	3	1	0	1	1
Khomas	4866	1673	3139	54	2	51	281
Kunene	13	3	10	0	0	0	0
Ohangwena	117	7	108	2	0	0	6
Omaheke	70	17	52	1	0	1	1
Omusati	47	9	37	1	0	0	5
Oshana	209	55	151	3	0	2	10
Oshikoto	125	63	62	0	0	0	4
Otjozondjupa	268	92	173	3	1	3	13
Zambezi	68	6	62	0	0	0	9
Total	10292	2212	7969	111	3	96	430

EPIDEMIOLOGICAL SITUATION IN NAMIBIA



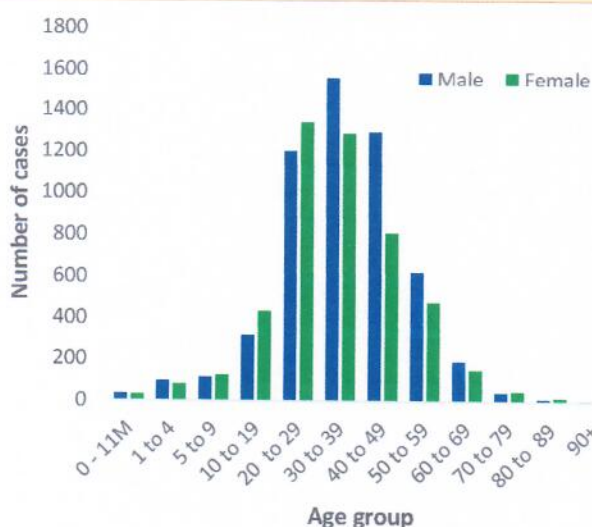
**Figure 1: Epi-curve for confirmed COVID-19 cases
18 September 2020**

- Up to **2123 (20.6%)** of the total cases were recorded during week 34 (Figure 1).
- After a peak in epi-week 34, the country has seen a gradual reduction in the mean number of confirmed cases from 303 to 147 in epi-week 37.
- Call center continues operation for 24 hours daily. Today, **1300** calls were answered including **11** alerts.

**Table 2: COVID-19 specimen recorded at the Laboratories
as of 18 September 2020**

VARIABLES	TOTAL
Total samples received by the Laboratory	86752
Total samples tested	81760
Total samples re-tested	4874
Total positive results	10292
Total negative results	71439
Total samples discarded	76
Invalid results	1
Total pending results	41
Indeterminant/Inconclusive	29
Suspected cases in 24 hours (excludes re-tests)	2779

- To date, **86634** tests (including **4874** re-tests) have been conducted by NIP, Path-Care, NAMDEB, and UNAM laboratories.
- Since the beginning of the outbreak, **22053** contacts of confirmed cases have been identified, **323** new contacts were identified within the last 24 hours from 12 regions.
- Cumulatively, **12093** contacts have completed their monitoring period, while a total of **1694 (17.4%)** contacts of confirmed cases have tested positive.
- Today, **7352 (75.4%)** out of **9750** active contacts were monitored.



**Figure 2: Age and Sex distribution of COVID-19 confirmed cases
As of 18 September 2020**

- The 20-49 years age-brackets constitute **7411 (72.9%)** of the confirmed cases, while a sizable proportion of the 50-59 age group is **1101 (10.7%)**.
- Among those aged 30-39 years, a significant proportion of males, **1562 (54.8%)** are infected more than females **1287 (45.2 %)**.
- The under 5 years make up **241 (2.3%)** of the total cases.
- Aged 60 years and above constitute **466 (4.5%)** of the confirmed cases.

Table 3: Number of people in mandatory quarantine facilities, 18 September 2020

Region	Newly quarantined 24 hours	Cumulative number	Number discharged	Number in quarantine now	Truck Drivers (24 Hours)
Erongo	10	3205	3126	79	58
Hardap	10	601	585	16	0
Kavango	4	439	422	17	0
Khomas	0	2259	2174	85	0
//Kharas	0	1680	1463	217	0
Kunene	0	439	410	29	0
Ohangwena	5	493	456	37	0
Omaheke	29	901	793	108	0
Omusati	4	294	275	19	0
Oshana	0	303	294	9	0
Oshikoto	0	884	703	181	0
Otjozondjupa	9	838	802	36	0
Zambezi	2	798	753	45	0
Total	73	13134	12256	878	58

➤ Since March 2020, **13134** people have been placed into mandatory quarantine facilities around the country.

➤ A total of **878** people are currently in quarantine with **73** new admissions in the past 24 hours.

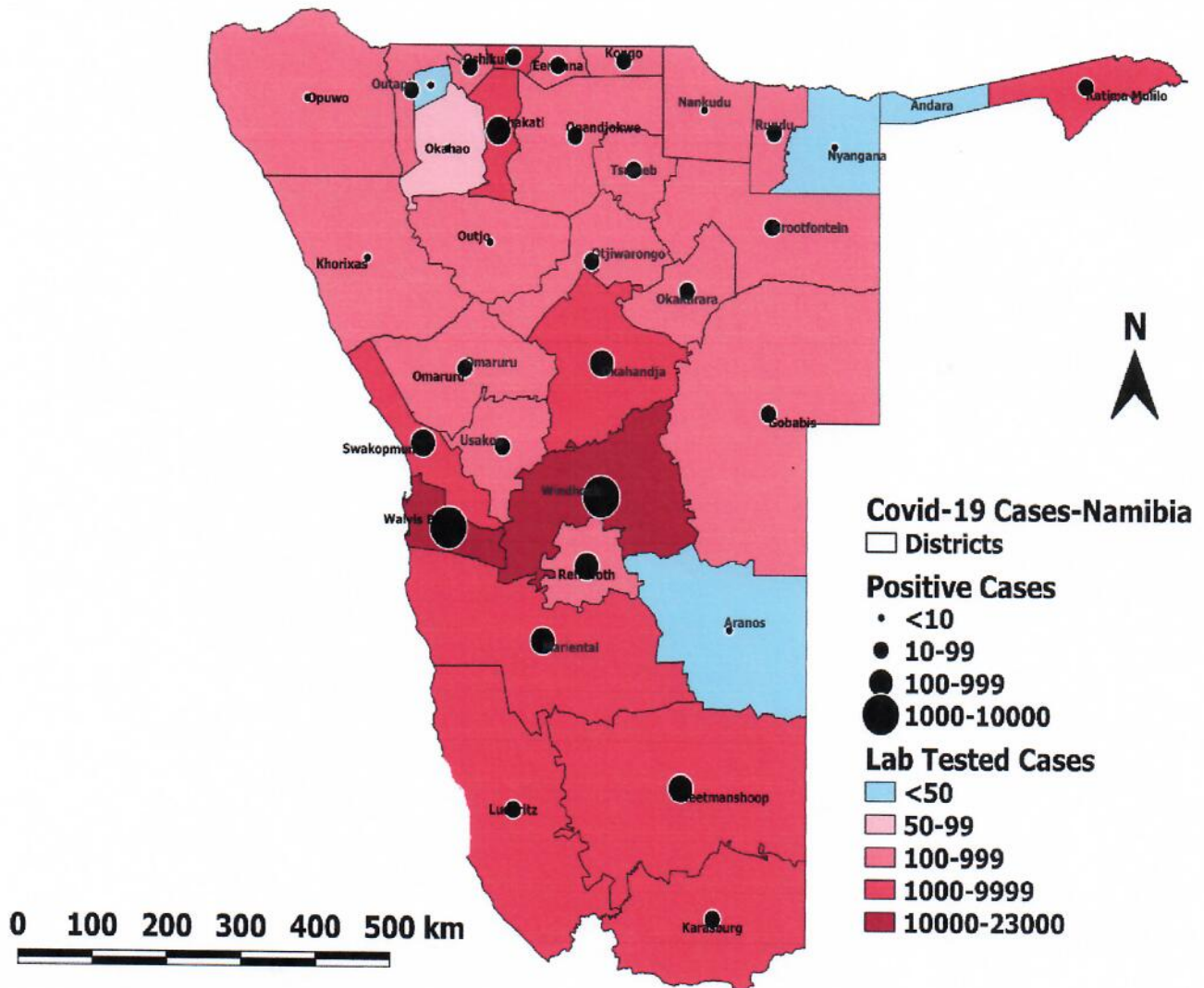


Figure 3: Distribution of suspected and confirmed COVID-19 cases in Namibia by District as of 18 September 2020

PUBLIC HEALTH ACTIONS

- Weekly engagements with regions to ensure readiness for effective response.
- Public awareness on COVID-19 prevention measures is ongoing.
- Efforts on expanding the National testing capacity are ongoing.
- Response strategies for post State of Emergency are underway.

CHALLENGES

- Large data backlog - awaiting entry into excel data base and DHIS2.
- Inadequate ICU facilities and ICU equipment at referral hospitals and high care units in the districts.
- Inadequate isolation units, at health facilities in the regions.

RECOMMENDATIONS

- Fast tracking of efforts to use DHIS2 national-wide .
- Provision of fully equipped ICU facilities at referral hospitals and high care units in the districts.
- Establish fully equipped isolation units at health facilities in the regions.

Approved



Incident Manager
18 September 2020



Secretariat

For enquiries, please contact
Namibia Public Health Emergency Operations Centre;

 PHEOC@mhss.gov.na

 0800 100 100

 0851 100 100