



### NAMIBIA COVID-19 SITUATION REPORT NO. 200

<b>Outbreak Name</b>	COVID-19 outbreak	<b>Country affected</b>	Namibia
<b>Date &amp; Time</b>	04.10.2020 19h00	<b>Investigation start Date</b>	13 March 2020
<b>Prepared by</b>	Surveillance Team		

#### HIGHLIGHTS/SITUATION UPDATE (04/10/2020)

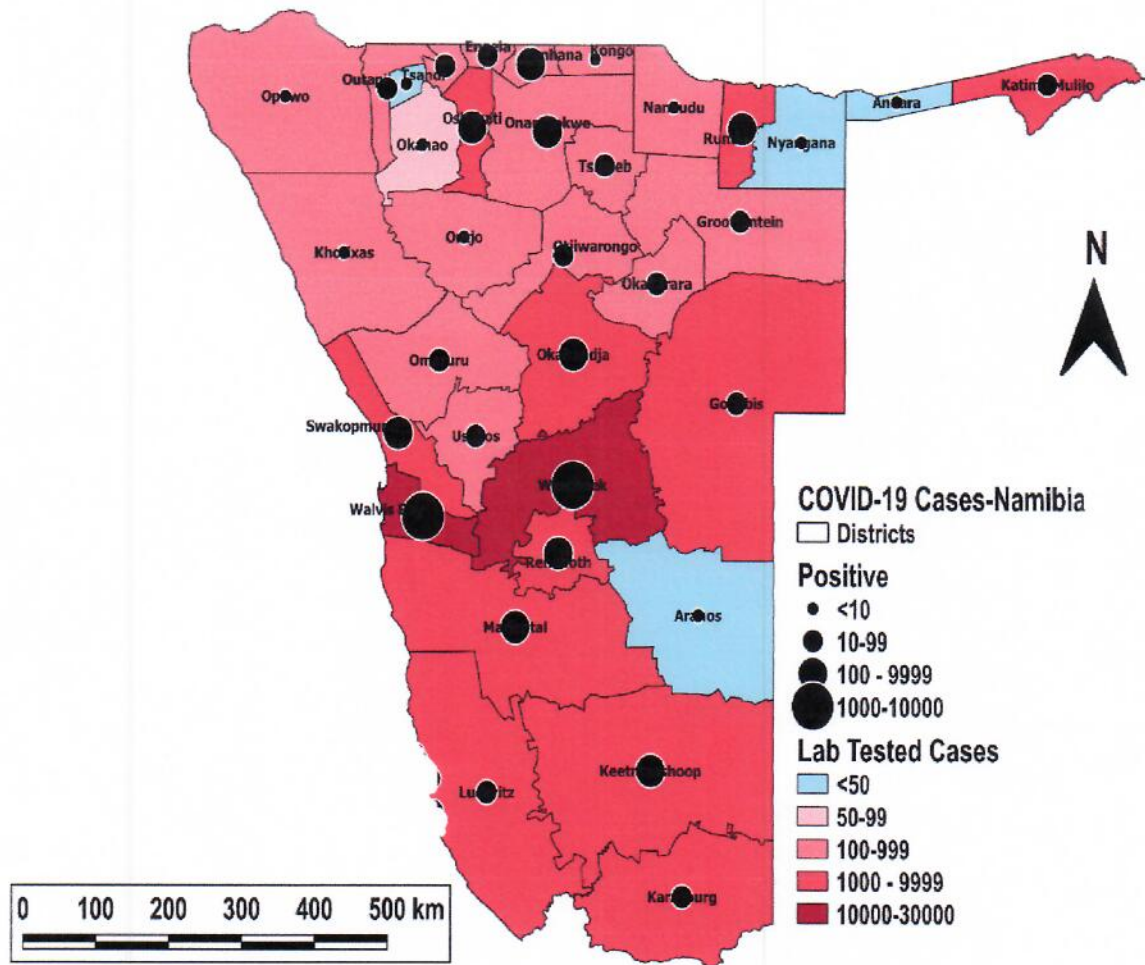
TOTAL	TODAY
Tested 102762	Tested 487
Confirmed 11654	Confirmed 28
Active 2078	Active 2078
Recovered 9451	Recovered 22
Death 125	Death 2

- A total of **11654** cases have been recorded in a population of approximately 2.5 Million people, making it about **0.5%** of the population infected.
- More male cases **6333 (54.3%)** were recorded compared to female cases **5321 (45.7%)**.
- Of the total confirmed cases, **464 (4.0%)** Health Care Workers (HCWs) have tested positive for COVID-19 to-date.
  - 304 (65.5%) State; 159 (34.3%) Private, 1 (0.2%) NGO
- Today (04/10/2020), **22** recoveries have been recorded from **3** regions; the recovery rate now stands at **81.1%**.
- All fourteen (14) regions have reported confirmed cases; Khomas and Erongo regions reported the highest with **5411 (46.4%)** and **3872 (33.2%)** respectively.
- Of the total fatalities, **98 (78.4%)** are COVID-19 deaths while **27 (21.6%)** are COVID-19 related deaths.
- There is an alarming increase in the number of COVID-19 positive cases in closed settings such as schools, police holding cells and prisons.

Table 1: Distribution of confirmed COVID-19 cases by region, 04 October 2020

Region	Total No. of cases	Active cases	Recovered	Deaths	Deaths in 24 hours	Cumulative death with co-morbidities	Health Care Workers
Erongo	3872	66	3768	38	0	35	66
Hardap	493	133	356	4	0	1	17
//Kharas	355	41	310	4	0	3	9
Kavango East	166	93	70	3	0	2	17
Kavango West	8	4	3	1	0	1	1
Khomas	5411	1354	3995	62	2	59	302
Kunene	14	0	14	0	0	0	0
Ohangwena	187	43	142	2	0	0	6
Omaheke	79	7	70	2	0	1	1
Omusati	50	0	49	1	0	0	5
Oshana	304	43	258	3	0	2	12
Oshikoto	312	242	70	0	0	0	4
Otjozondjupa	326	47	274	5	0	4	13
Zambezi	77	5	72	0	0	0	11
<b>Total</b>	<b>11654</b>	<b>2078</b>	<b>9451</b>	<b>125</b>	<b>2</b>	<b>108</b>	<b>464</b>

## EPIDEMIOLOGICAL SITUATION IN NAMIBIA



**Figure 1: Distribution of suspected and confirmed COVID-19 cases by District, 04 October 2020**

- To date, **102762** tests (including **5577** re-tests) have been conducted by NIP, Path-Care, NAMDEB, UNAM and Namib Poultry laboratories.
- Since the beginning of the outbreak, **25106** contacts of confirmed cases have been identified, **75** new contacts were identified within the last 24 hours from 10 regions.
- Cumulatively, **15792** contacts have completed their monitoring period, while a total of **2352 (24.9%)** contacts of confirmed cases have tested positive.
- Today, **8120 (85.8%)** out of **9464** active contacts were monitored.

**Table 2: COVID-19 specimen recorded at the Laboratories , as of 04 October 2020**

VARIABLES	TOTAL
Total samples received by the Laboratory	102880
Total samples tested	97185
Total samples re-tested	5577
Total positive results	11654
Total negative results	85498
Total samples discarded	76
Invalid results	1
Total pending results	41
Indeterminant/Inconclusive	33
Suspected cases in 24 hours (excludes re-tests)	466

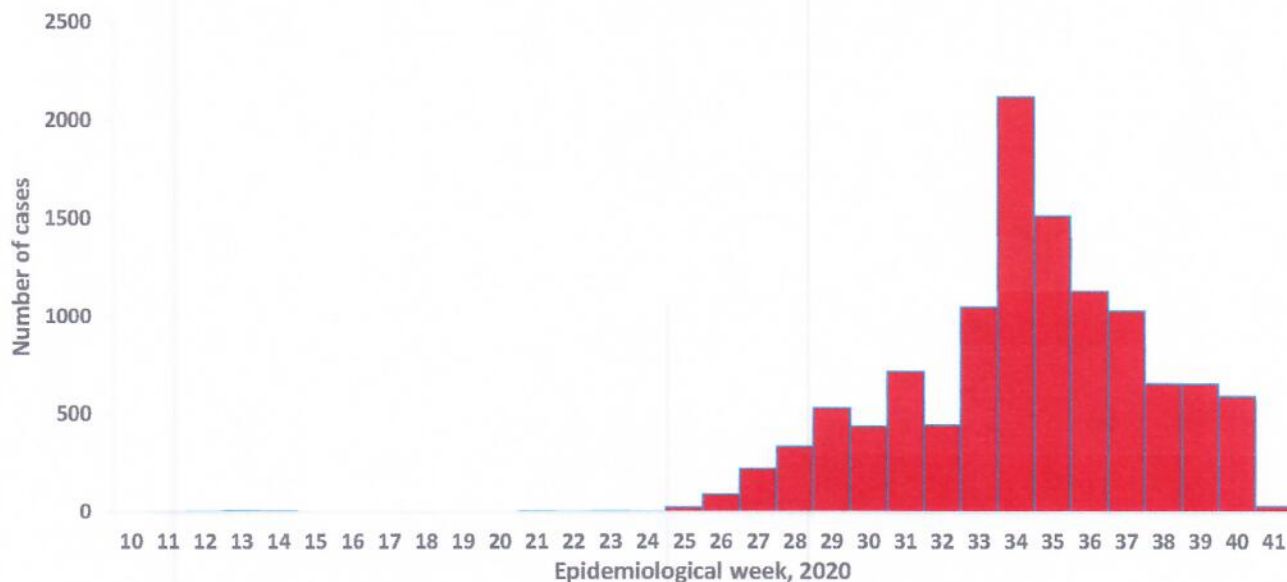


Figure 2: Epi-curve for confirmed COVID-19 cases, as of 04 October 2020

- Up to **2123 (18.2%)** of the total cases were recorded during week 34 (Figure 2).
- After a peak in epi-week 34, the country has seen a gradual reduction in the average number of confirmed cases from 303 to 85 in epi-week 40.
- Call center continues operation for 24 hours daily. Today, **1092** calls were answered including **8** alerts.

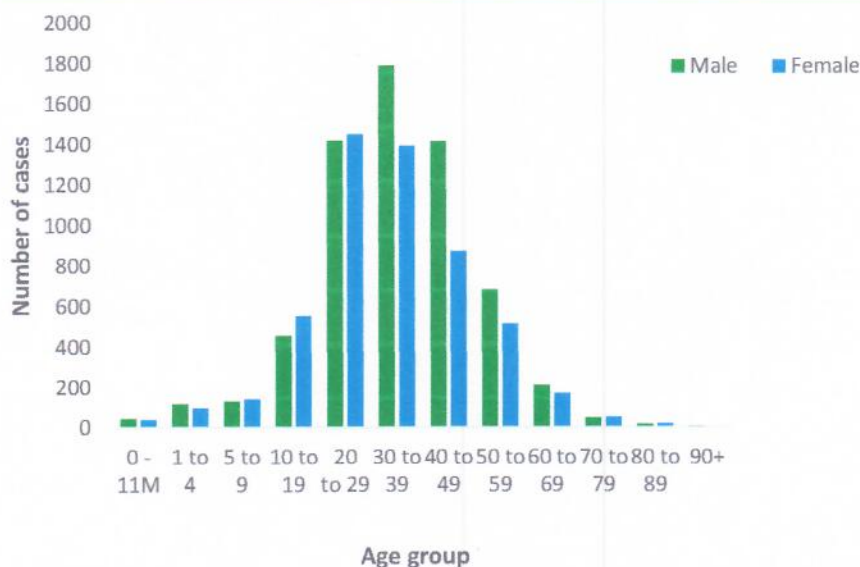


Figure 3: Age and Sex distribution of COVID-19 confirmed cases, as of 04 October 2020

- The 20-49 years age-brackets constitute **8353 (71.7%)** of the confirmed cases, while a sizable proportion of the 50-59 age group is **1201 (10.3%)**.
- A total of **1284 (11.0%)** of the confirmed cases are among the 5-19 years category.
- Among those aged 30-39 years, a significant proportion of males, **1788 (56.2%)** are infected more than females **1395 (43.8%)**.
- The under 5 years make up **290 (2.5%)** of the total cases.
- Aged 60 years and above constitute **526 (4.5%)** of the confirmed cases.

Table 3: Number of people in mandatory quarantine facilities, 04 October 2020

Region	Newly quarantined 24 Hrs.	Cumulative number	Number discharged	Number in quarantine now	Truck Drivers quarantined in 24 Hrs.
Erongo	0	3515	3282	233	0
Hardap	14	732	670	62	0
Kavango	0	641	602	39	0
Khomas	6	2420	2324	96	0
//Kharas	0	1680	1463	217	0
Kunene	0	448	447	1	0
Ohangwena	0	510	499	11	0
Omaheke	22	1007	966	41	0
Omusati	0	303	296	7	0
Oshana	0	308	306	2	0
Oshikoto	0	1486	1065	421	0
Otjozondjupa	0	841	841	0	0
Zambezi	3	832	808	24	0
<b>Total</b>	<b>45</b>	<b>14723</b>	<b>13569</b>	<b>1154</b>	<b>0</b>

- Since March 2020, **14723** people have been placed into mandatory quarantine facilities around the country.
- A total of **1154** people are currently in quarantine with **45** new admissions in the past 24 hours.

#### PUBLIC HEALTH ACTION(S)

- Training on Integrated Disease Surveillance Response (IDSR) is ongoing country-wide.
- Training on Public Health Emergency Operation Centre and Incident Management System with WHO-AFRO is ongoing.
- Public awareness on COVID-19 prevention measures is ongoing.
- Response strategies for post State of Emergency are underway.
- The government and developmental partners continue to prioritise continuation of essential health services

#### CHALLENGES

- Large data backlog - awaiting entry into excel data base and DHIS2.
- Inadequate ICU facilities and ICU equipment at referral hospitals and high care units in the districts.


#### RECOMMENDATIONS

- Fast tracking of efforts to use DHIS2 nation-wide.
- Provision of fully equipped ICU facilities at referral hospitals and high care units in the districts.

Approved





Incident Manager  
04 October 2020




Secretariat

For enquiries, please contact  
Namibia Public Health Emergency Operations Centre;

 [PHEOC@mhss.gov.na](mailto:PHEOC@mhss.gov.na)

 0800 100 100

 0851 100 100