



NAMIBIA COVID-19 SITUATION REPORT NO. 210			
Outbreak Name	COVID-19 outbreak	Country affected	Namibia
Date & Time	14.10.2020 17h00	Investigation start Date	13 March 2020
Prepared by	Surveillance Team		

HIGHLIGHTS/SITUATION UPDATE (14/10/2020)

TOTAL
Tested 112002
Confirmed 12103
Active 1644
Recovered 10329
Death 130

TODAY
Tested 641
Confirmed 34
Active 1644
Recovered 184
Death 0

- A total of **12103** cases have been recorded in a population of approximately 2.5 Million people, making it about **0.5%** of the population infected.
- More male cases **6579 (54.4%)** were recorded compared to female cases **5524 (45.6%)**.
- Of the total confirmed cases, **480 (4.0%)** Health Care Workers (HCWs) have tested positive for COVID-19 to-date.
 - 309 (64.4%) State; 168 (35.0%) Private, 3 (0.6%) NGO
- Today (14/10/2020), **184** recoveries have been recorded from 5 regions region; the recovery rate now stands at **85.3%**.
- All fourteen (14) regions have reported confirmed cases; Khomas and Erongo regions reported the highest with **5647 (46.7%)** and **3892 (32.2%)** respectively.
- Of the total fatalities, **101 (77.7%)** are COVID-19 deaths while **29 (22.3%)** are COVID-19 related deaths.
- The cases continue to erupt among closed settings such as schools, police holding cells and prisons.

Table 1: Distribution of confirmed COVID-19 cases by region, 14 October 2020

Region	Total No. of cases	Active cases	Recoveries	Deaths	Deaths in 24 hours	Cumulative deaths with co-morbidities	Health Care Workers
Erongo	3892	42	3812	38	0	35	68
Hardap	518	27	487	4	0	1	17
//Kharas	365	29	332	4	0	3	10
Kavango East	177	16	158	3	0	2	18
Kavango West	8	0	7	1	0	1	1
Khomas	5647	1347	4234	66	0	63	312
Kunene	19	5	14	0	0	0	0
Ohangwena	191	3	186	2	0	0	6
Omaheke	84	5	77	2	0	1	1
Omusati	52	2	49	1	0	0	5
Oshana	369	106	259	4	0	3	13
Oshikoto	346	24	322	0	0	0	4
Otjozondjupa	355	34	316	5	0	4	13
Zambezi	80	4	76	0	0	0	12
Total	12103	1644	10329	130	0	113	480

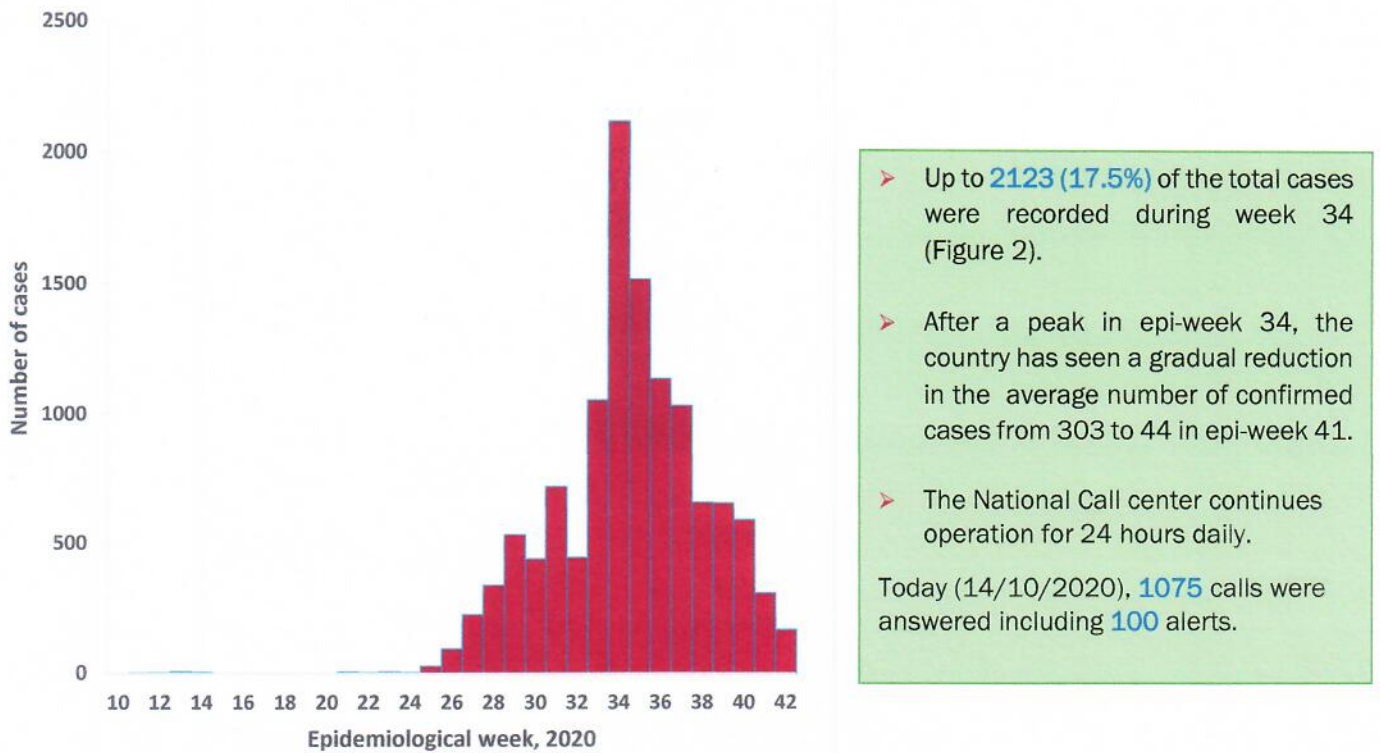


Figure 2: Epi-curve for confirmed COVID-19 cases, as of 14 October 2020

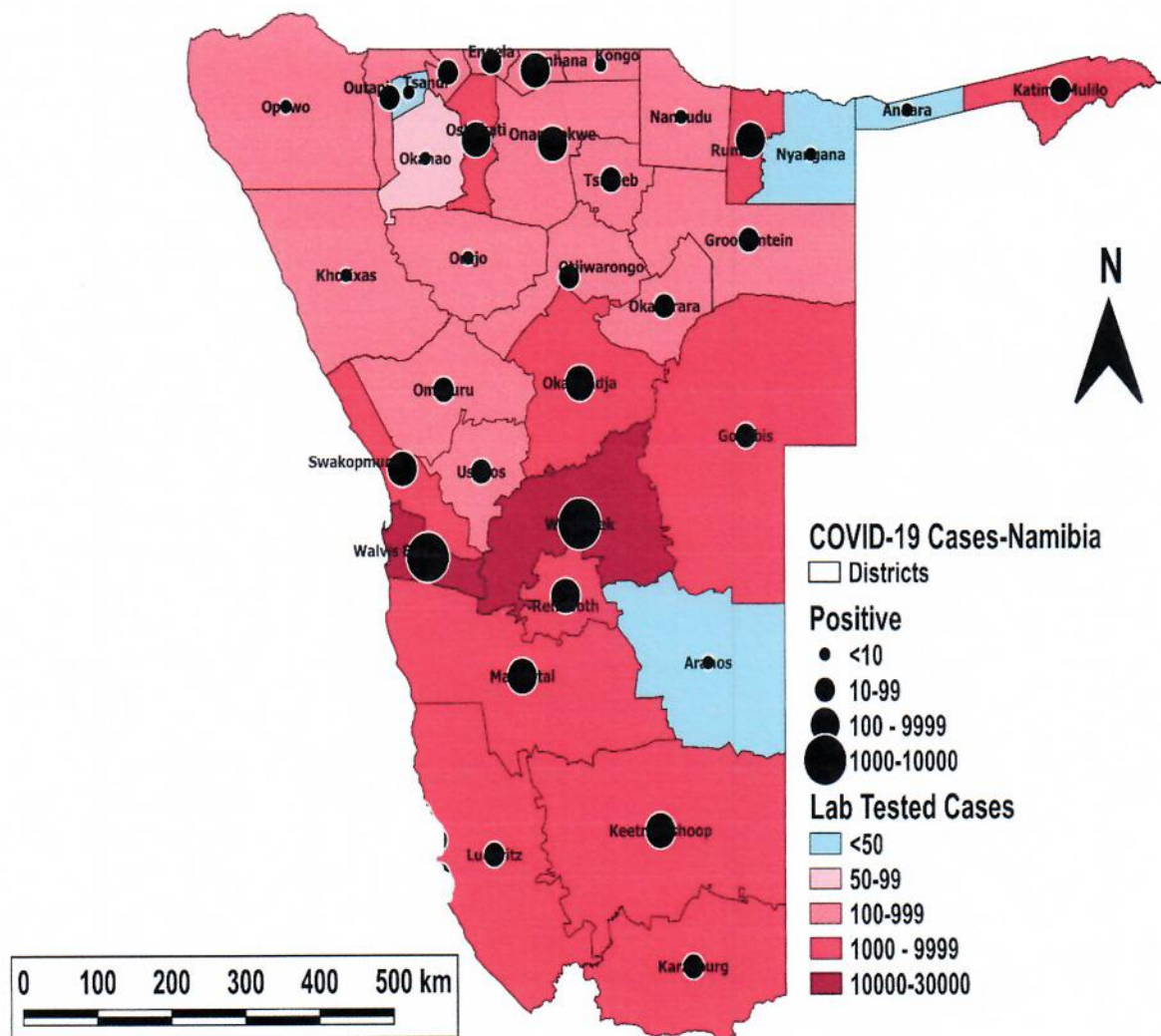


Figure 1: Distribution of suspected and confirmed COVID-19 cases by District, 14 October 2020

Table 2: COVID-19 specimen recorded at the Laboratories as of 14 October 2020

VARIABLES	TOTAL
Total samples received by the Laboratory	112120
Total samples tested	106090
Total samples re-tested	5912
Total positive results	12103
Total negative results	93946
Total samples discarded	117
Invalid results	1
Total pending results	0
Indeterminant/Inconclusive	41
Suspected cases in 24 hours (excludes re-tests)	606

- To date, **112002** tests (including **5912** re-tests) have been conducted by NIP, Path-Care, NAMDEB, UNAM and Namib Poultry laboratories.
- Since the beginning of the outbreak, **28721** contacts of confirmed cases have been identified, **68** new contacts were identified within the last 24 hours from 12 regions.
- Cumulatively, **21247** contacts have completed their monitoring period, while a total of **2942 (38.8%)** contacts of confirmed cases have tested positive.
- Today, **7566 (99.7%)** out of **7585** active contacts were monitored.

Table 3: Number of people in mandatory quarantine facilities, 14 October 2020

Region	Newly quarantined 24 Hrs.	Cumulative number	Number discharged	Number in quarantine now	Truck Drivers quarantined in 24 Hrs.
Erongo	7	3676	3560	116	36
Hardap	0	769	748	21	0
Kavango	20	693	667	26	0
Khomas	0	2578	2446	132	0
//Kharas	0	2919	2812	107	0
Kunene	0	563	503	60	0
Ohangwena	0	533	514	19	0
Omaheke	6	1084	1027	57	0
Omusati	0	314	304	10	0
Oshana	0	336	328	8	0
Oshikoto	8	1748	1430	318	0
Otjozondjupa	24	905	881	24	0
Zambezi	9	871	831	40	0
Total	74	16989	16051	938	36

- Since March 2020, **16989** people have been placed into mandatory quarantine facilities around the country.
- A total of **938** people are currently in quarantine, with **74** new admissions in the last 24 hours.

- The 20-49 years age-brackets constitute **8644 (71.4%)** of the confirmed cases, while a sizable proportion of the 50-59 age group is **1240 (10.2%)**.
- A total of **1370 (11.3%)** of the confirmed cases are among the 5-19 years category.
- Among those aged 30-39 years, a significant proportion of males, **1836 (56.0%)** are infected more than females **1442 (44.0%)**.
- The under 5 years make up **299 (2.5%)** of the total cases.
- Aged 60 years and above constitute **550 (4.5%)** of the confirmed cases.

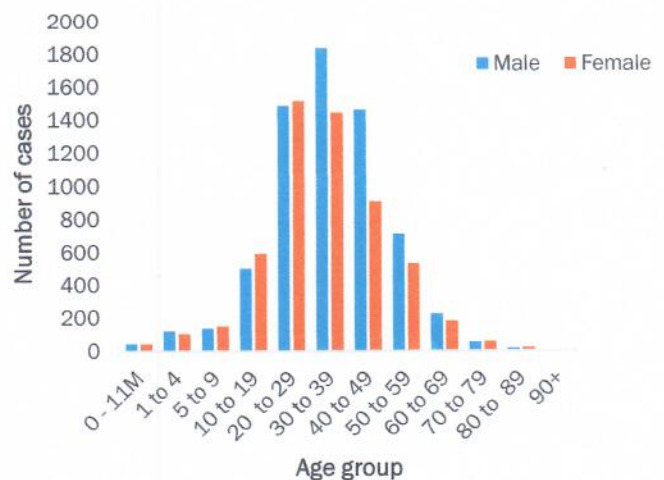


Figure 3: Age and Sex distribution of COVID-19 confirmed cases, As of 14 October 2020

PUBLIC HEALTH ACTION(S)

- Training on Integrated Disease Surveillance Response (IDSR) is ongoing country-wide.
- Public awareness on COVID-19 prevention measures is ongoing.
- The government and developmental partners continue to prioritise continuation of essential health services

CHALLENGES

- Lack of isolation units and facilities in the country for special cases in closed settings such as police holding cells and prisons.
- Inadequate ICU facilities and ICU equipment at referral hospitals and high care units in the districts.

RECOMMENDATIONS


- Establish fully equipped isolation units and facilities for identified special cases throughout the country.
- Provision of fully equipped ICU facilities at referral hospitals and high care units in the districts.

Approved



Incident Manager

14 October 2020



Secretariat

For enquiries, please contact
Namibia Public Health Emergency Operations Centre:



PHEOC@mhss.gov.na



0800 100 100



0851 100 100