



NAMIBIA COVID-19 SITUATION REPORT NO. 209

Outbreak Name	COVID-19 outbreak	Country affected	Namibia
Date & Time	13.10.2020 17h00	Investigation start Date	13 March 2020
Prepared by	Surveillance Team		

HIGHLIGHTS/SITUATION UPDATE (13/10/2020)

TOTAL

Tested 111361

Confirmed 12069

Active 1794

Recovered 10145

Death 130

TODAY

Tested 1133

Confirmed 69

Active 1794

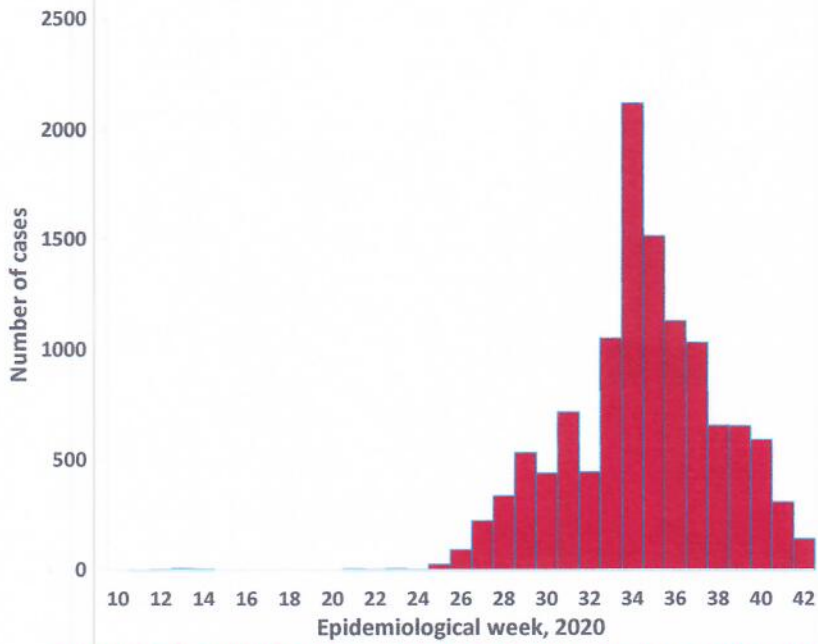
Recovered 25

Death 1

- A total of **12069** cases have been recorded in a population of approximately 2.5 Million people, making it about **0.5%** of the population infected.
- More male cases **6566 (54.4%)** were recorded compared to female cases **5504 (45.6%)**.
- Of the total confirmed cases, **478 (4.0%)** Health Care Workers (HCWs) have tested positive for COVID-19 to-date.
 - 309 (64.6%) State; 166 (34.7%) Private, 3 (0.6%) NGO
- Today (13/10/2020), **25** recoveries have been recorded from 3 regions region; the recovery rate now stands at **84.1%**.
- All fourteen (14) regions have reported confirmed cases; Khomas and Erongo regions reported the highest with **5629 (46.6%)** and **3889 (32.2%)** respectively.
- Of the total fatalities, **101 (77.7%)** are COVID-19 deaths while **29 (22.3%)** are COVID-19 related deaths.
- There is an alarming increase in the number of COVID-19 positive cases in closed settings such as schools, police holding cells and prisons.

Table 1: Distribution of confirmed COVID-19 cases by region, 13 October 2020

Region	Total No. of cases	Active cases	Recoveries	Deaths	Deaths in 24 hours	Cumulative deaths with co-morbidities	Health Care Workers
Erongo	3889	41	3810	38	0	35	68
Hardap	512	21	487	4	0	1	17
//Kharas	365	30	331	4	0	3	10
Kavango East	176	15	158	3	0	2	18
Kavango West	8	0	7	1	0	1	1
Khomas	5629	1338	4225	66	1	63	310
Kunene	19	5	14	0	0	0	0
Ohangwena	191	3	186	2	0	0	6
Omaheke	82	3	77	2	0	1	1
Omusati	52	2	49	1	0	0	5
Oshana	369	106	259	4	0	3	13
Oshikoto	346	192	154	0	0	0	4
Otjozondjupa	351	34	312	5	0	4	13
Zambezi	80	4	76	0	0	0	12
Total	12069	1794	10145	130	1	113	478



- Up to **2123 (17.6%)** of the total cases were recorded during week 34 (Figure 2).
- After a peak in epi-week 34, the country has seen a gradual reduction in the average number of confirmed cases from 303 to 44 in epi-week 41.
- The National Call center continues operation for 24 hours daily.

Today (13/10/2020), **1005** calls were answered including **110** alerts.

Figure 2: Epi-curve for confirmed COVID-19 cases, as of 13 October 2020

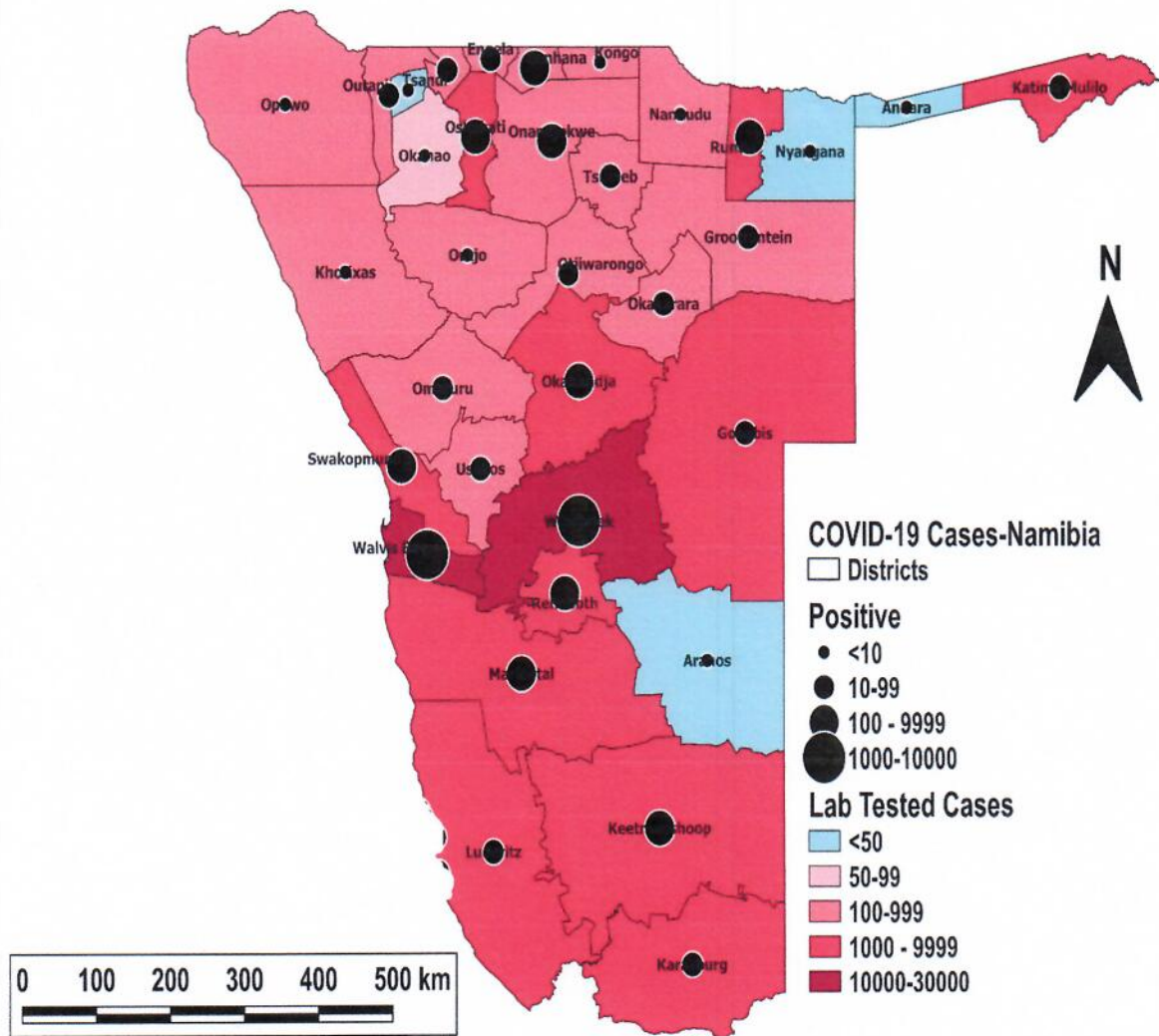


Figure 1: Distribution of suspected and confirmed COVID-19 cases by District, 13 October 2020

Table 2: COVID-19 specimen recorded at the Laboratories as of 13 October 2020

VARIABLES	TOTAL
Total samples received by the Laboratory	111479
Total samples tested	105484
Total samples re-tested	5877
Total positive results	12069
Total negative results	93374
Total samples discarded	117
Invalid results	1
Total pending results	0
Indeterminant/Inconclusive	41
Suspected cases in 24 hours (excludes re-tests)	1111

- To date, **111361** tests (including **5877** re-tests) have been conducted by NIP, Path-Care, NAMDEB, UNAM and Namib Poultry laboratories.
- Since the beginning of the outbreak, **28653** contacts of confirmed cases have been identified, **264** new contacts were identified within the last 24 hours from 13 regions.
- Cumulatively, **21056** contacts have completed their monitoring period, while a total of **2884 (37.3%)** contacts of confirmed cases have tested positive.
- Today, **7716 (99.7%)** out of **7736** active contacts were monitored.

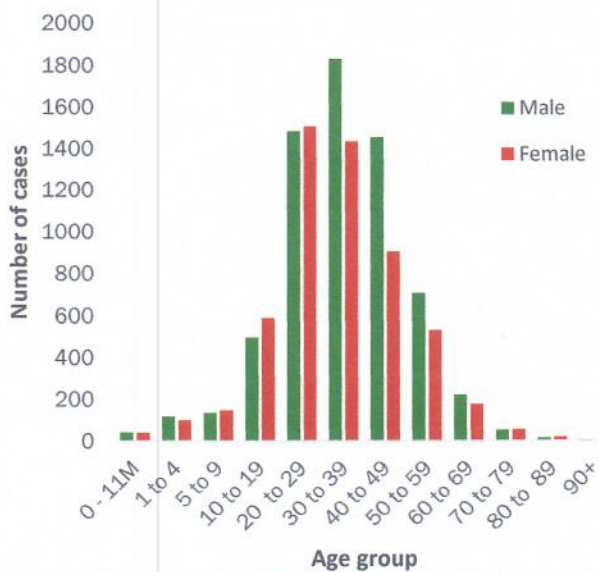


Figure 3: Age and Sex distribution of COVID-19 confirmed cases, As of 13 October 2020

- The 20-49 years age-brackets constitute **8619 (71.4%)** of the confirmed cases, while a sizable proportion of the 50-59 age group is **1239 (10.3%)**.
- A total of **1366 (11.3%)** of the confirmed cases are among the 5-19 years category.
- Among those aged 30-39 years, a significant proportion of males, **1832 (56.1%)** are infected more than females **1453 (43.9%)**.
- The under 5 years make up **297 (2.5%)** of the total cases.
- Aged 60 years and above constitute **548 (4.5%)** of the confirmed cases.

- Since March 2020, **16915** people have been placed into mandatory quarantine facilities around the country.
- A total of **1101** people are currently in quarantine.

Table 3: Number of people in mandatory quarantine facilities, 13 October 2020

Region	Newly quarantined 24 Hrs.	Cumulative number	Number discharged	Number in quarantine now	Truck Drivers quarantined in 24 Hrs.
Erongo	68	3669	3559	110	0
Hardap	0	769	748	21	0
Kavango	0	673	613	60	0
Khomas	103	2578	2446	132	0
//Kharas	747	2919	2812	107	0
Kunene	37	563	471	92	0
Ohangwena	3	533	514	19	0
Omaheke	11	1078	1027	51	0
Omusati	1	314	304	10	0
Oshana	1	336	328	8	0
Oshikoto	0	1740	1317	423	0
Otjozondjupa	0	881	844	37	0
Zambezi	5	862	831	31	0
Total	976	16915	15814	1101	0

PUBLIC HEALTH ACTION(S)

- Ministry of Health and Social Services continue to receive donations from partners.
- Training on Integrated Disease Surveillance Response (IDSR) is ongoing country-wide.
- Public awareness on COVID-19 prevention measures is ongoing.
- The government and developmental partners continue to prioritise continuation of essential health services

CHALLENGES

- Lack of isolation units and facilities in the country for special cases in closed settings such as police holding cells and prisons.
- Inadequate ICU facilities and ICU equipment at referral hospitals and high care units in the districts.

RECOMMENDATIONS

- Establish fully equipped isolation units and facilities for identified special cases throughout the country.
- Provision of fully equipped ICU facilities at referral hospitals and high care units in the districts.

Approved



Incident Manager

13 October 2020



Secretariat

For enquiries, please contact

Namibia Public Health Emergency Operations Centre;



PHEOC@mhss.gov.na



0800 100 100



0851 100 100