



NAMIBIA COVID-19 SITUATION REPORT NO. 239

Outbreak Name	COVID-19 outbreak	Country affected	Namibia
Date & Time	12.11.2020 17h00	Investigation start Date	13 March 2020
Prepared by	Surveillance Team		

HIGHLIGHTS/SITUATION UPDATE (12/11/2020)

TOTAL
Tested 137990
Confirmed 13372
Active 989
Recovered 12243
Death 138

TODAY
Tested 1081
Confirmed 27
Active 989
Recovered 55
Death 3

- A total of **13372** cases have been recorded to-date, representing **0.5%** of the population.
- More male cases **7363 (55.1%)** were recorded compared to female cases **6012 (44.9%)**.
- Of the total confirmed cases, **530 (4.0%)** Health Workers (HWs) have tested positive for COVID-19 to-date.
 - 347 (65.5%) State; 180 (33.9%) Private, 3 (0.6%) Non- Government Organisation.
 - 280 (53.3%) recoveries and 3 (0.6%) deaths.
- The recovery rate now stands at **91.6%**.
- All fourteen (14) regions have reported confirmed cases; Khomas and Erongo regions reported the highest with **5984 (44.8%)** and **3977 (29.7%)** respectively.
- Of the total fatalities, **107 (77.5%)** are COVID-19 deaths while **31 (22.5%)** are COVID-19 related deaths.

Table 1: Distribution of confirmed COVID-19 cases by region, 12 November 2020

Region	Total No. of cases	Active cases	Recoveries	Deaths	Deaths in 24 hours	Cumulative deaths with co-morbidities	Non-COVID deaths	Health Workers
Erongo	3977	57	3879	40	1	37	1	70
Hardap	653	40	608	5	0	2	0	21
//Kharas	429	15	409	5	0	4	0	14
Kavango East	191	4	184	3	0	2	0	21
Kavango West	8	0	7	1	0	1	0	1
Khomas	5984	790	5126	68	1	65	0	340
Kunene	35	0	35	0	0	0	0	0
Ohangwena	218	3	212	2	0	0	1	6
Omaheke	119	5	111	3	0	2	0	3
Omusati	73	8	64	1	0	0	0	6
Oshana	774	57	712	5	1	4	0	15
Oshikoto	439	4	435	0	0	0	0	7
Otjondjupa	391	6	380	5	0	4	0	14
Zambezi	81	0	81	0	0	0	0	12
Total	13372	989	12243	138	3	121	2	530

EPIDEMIOLOGICAL SITUATION IN NAMIBIA

**Table 2: COVID-19 specimen recorded at the Laboratories
As of 12 November 2020**

VARIABLES	TOTAL
Total samples received by the Laboratory	138108
Total samples tested	131461
Total samples re-tested	6529
Total positive results	13372
Total negative results	118042
Total samples discarded	117
Invalid results	1
Total pending results	0
Indeterminant/Inconclusive	47
Suspected cases in 24 hours (excludes re-tests)	138108

- A highest peak of **2123 (15.9%)** cases was recorded during week 34 (Figure 1).
- After a peak in epi-week 34, the country has seen a gradual reduction in the average number of confirmed cases to 32 in epi-week 45.
- The number of cases have plateaued in the last four weeks as seen in the graph.
- The National Call center continues operation for 24 hours daily. Today (12/11/2020), **637** calls were answered including **84** alerts.

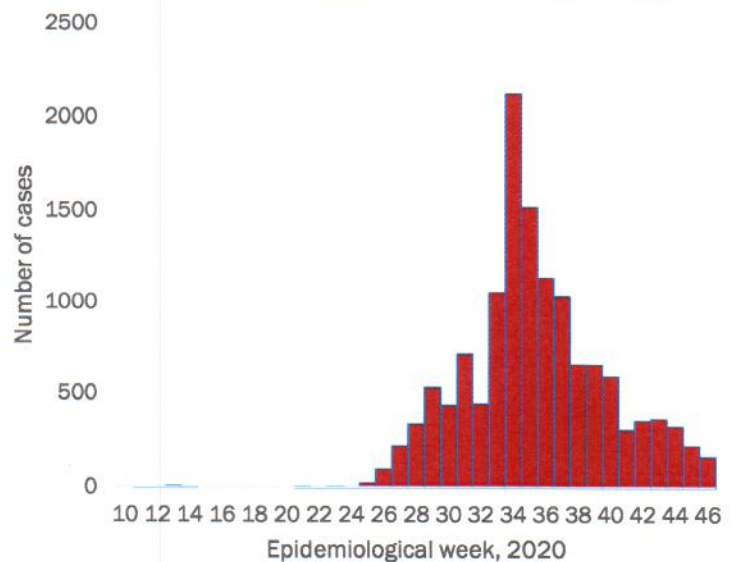


Figure 1: Epi-curve for confirmed COVID-19 cases as of 12 November 2020

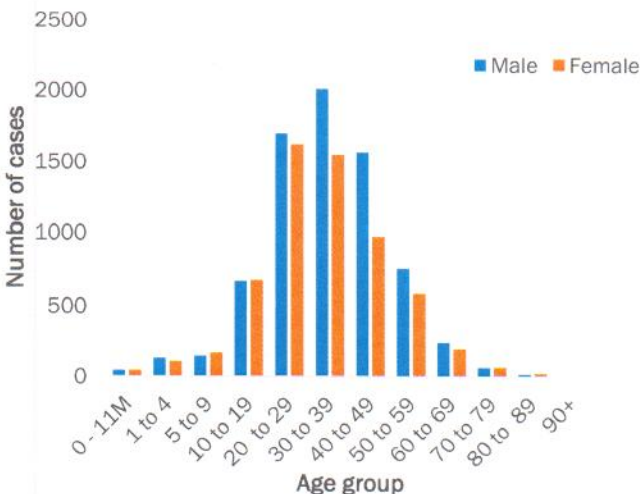


Figure 2: Age and Sex distribution of COVID-19 confirmed cases, as of 12 November 2020

- To date, **137990** tests (including **6529** re-tests) have been conducted by NIP, Path-Care, NAMDEB, UNAM and Namib Poultry laboratories.
- Since the beginning of the outbreak, **32919** contacts of confirmed cases have been identified, **105** new contacts were identified within the last 24 hours from 11 regions.
- Cumulatively, **30333** contacts have completed their monitoring period, while a total of **4082 (30.5%)** contacts of confirmed cases have tested positive.
- Today, **2383 (98.1%)** out of **2428** active contacts were monitored.

- Of the total confirmed cases, **9426 (70.5%)** are in the 20-49 years age-brackets which constitutes the majority of the recorded cases.
- A total of **1663 (12.4%)** of the confirmed cases are among the 5-19 years category.
- The under 5 years age group make up **329 (2.5%)** of the total cases whereas, **610 (4.6%)** are above 60 years of age.

Table 3: Number of people in mandatory quarantine facilities, 12 November 2020

Region	Newly quarantined 24 Hrs.	Cumulative number	Number discharged	Number in quarantine now	Truck Drivers quarantined in 24 hrs.
Erongo	0	3995	3929	66	0
Hardap	3	865	843	22	0
Kavango	0	723	711	12	0
Khomas	0	2868	2801	67	0
//Kharas	0	2919	2901	18	0
Kunene	0	793	793	0	0
Ohangwena	0	558	553	5	0
Omaheke	18	1515	1488	27	1
Omusati	3	389	384	5	0
Oshana	0	359	355	4	0
Oshikoto	42	2451	2384	67	0
Otjozondjupa	0	964	964	0	0
Zambezi	0	976	965	11	0
Total	66	19375	19071	304	1

➤ Since March 2020, **19375** people have been placed into mandatory quarantine facilities around the country.

➤ A total of **304** people are currently in quarantine, with **66** new admissions in the last 24 hours.

PUBLIC HEALTH ACTION(S)


- Virtual training on Integrated Disease Surveillance Response (IDSR) is ongoing country-wide.
- Public awareness on COVID-19 prevention measures is ongoing.
- The government and developmental partners continue to prioritise continuation of essential health services.


CHALLENGES

- Lack of isolation units and facilities in the country for special cases in closed settings such as police holding cells and prisons.



RECOMMENDATIONS

- Establish fully equipped isolation units and facilities for identified special cases throughout the country.

Approved

 Incident Manager
 12 November 2020


 Secretariat

For enquiries, please contact
Namibia Public Health Emergency Operations Centre:

 PHEOC@mhss.gov.na
 0800 100 100
 0851 100 100