



### NAMIBIA COVID-19 SITUATION REPORT NO. 247

Outbreak Name	COVID-19 outbreak	Country affected	Namibia
Date & Time	20.11.2020 17h00	Investigation start Date	13 March 2020
Prepared by	Surveillance Team		

#### HIGHLIGHTS/SITUATION UPDATE (20/11/2020)

TOTAL	TODAY
Tested 145142	Tested 962
Confirmed 13811	Confirmed 99
Active 457	Active 457
Recovered 13209	Recovered 18
Death 143	Death 0

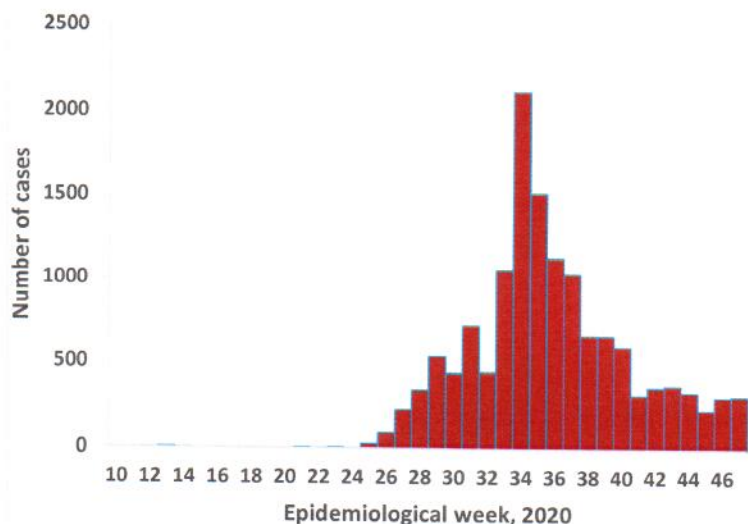
- A total of **13811** cases have been recorded to-date, representing **0.6%** of the population.
- More male cases **7580 (54.9%)** were recorded compared to female cases **6231 (45.1%)**.
- Of the total confirmed cases, **539 (3.9%)** Health Workers (HWs) have tested positive for COVID-19 to-date.
  - 353 (65.5%) State; 183 (34.0%) Private, 3 (0.6%) Non-Governmental Organizations.
  - 452 (83.9%) recoveries and 3 (0.6%) deaths.
- The recovery rate now stands at **95.6%**.
- All fourteen (14) regions have reported confirmed cases; Khomas and Erongo regions reported the highest with **6164 (44.6%)** and **4008 (29.0%)** respectively.
- Of the total fatalities, **110 (76.9%)** are COVID-19 deaths while **33 (23.1%)** are COVID-19 related deaths.

**Table 1: Distribution of confirmed COVID-19 cases by region, 20 November 2020**

Region	Total No. of cases	Active cases	Recoveries	Deaths	Deaths in 24 hours	Cumulative deaths with co-morbidities	Non-COVID deaths	Health Workers
Erongo	4008	34	3932	41	0	38	1	70
Hardap	731	78	647	6	0	4	0	23
//Kharas	481	65	411	5	0	4	0	16
Kavango East	214	27	184	3	0	2	0	21
Kavango West	8	0	7	1	0	1	0	1
Khomas	6164	145	5948	71	0	69	0	341
Kunene	37	2	35	0	0	0	0	0
Ohangwena	224	4	217	2	0	0	1	6
Omaheke	131	13	115	3	0	2	0	4
Omusati	79	9	69	1	0	0	0	6
Oshana	812	59	748	5	0	4	0	17
Oshikoto	445	10	435	0	0	0	0	7
Otjzondjupa	396	11	380	5	0	4	0	14
Zambezi	81	0	81	0	0	0	0	12
<b>Total</b>	<b>13811</b>	<b>457</b>	<b>13209</b>	<b>143</b>	<b>0</b>	<b>128</b>	<b>2</b>	<b>539</b>



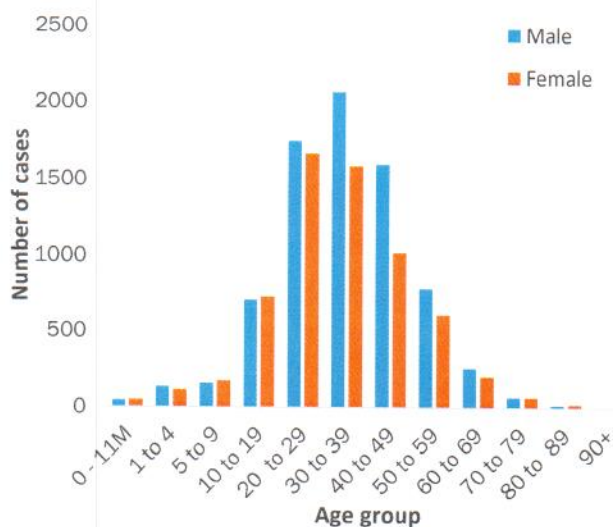
## EPIDEMIOLOGICAL SITUATION IN NAMIBIA



**Figure 1: Epi-curve for confirmed COVID-19 cases, As of 20 November 2020**

- A highest peak of **2123 (15.4%)** cases was recorded during week 34 (Figure 1).
- After a peak in epi-week 34, the country has seen a gradual reduction in the average number of confirmed cases to 42 in epi-week 46.
- The number of cases have plateaued in the last four weeks as seen in the graph.
- The National Call center continues operation for 24 hours daily. Today (20/11/2020), **710** calls were answered including **51** alerts.

- Of the total confirmed cases, **9688 (70.1%)** are in the 20-49 years age-brackets which constitutes the majority of the recorded cases.
- A total of **1754 (12.7%)** of the confirmed cases are among the 5-19 years category.
- The under 5 years age group make up **338 (2.4%)** of the total cases whereas, **642 (4.6%)** are above 60 years of age.



**Figure 2: Age and Sex distribution of COVID-19 confirmed cases, as of 20 November 2020**

**Table 2: COVID-19 specimen recorded at the Laboratories As of 20 November 2020**

VARIABLES	TOTAL
Total samples received by the Laboratory	145260
Total samples tested	138478
Total samples re-tested	6664
Total positive results	13811
Total negative results	124617
Total samples discarded	117
Invalid results	1
Total pending results	0
Indeterminant/Inconclusive	50
Suspected cases in 24 hours (excludes re-tests)	952

- To date, **145142** tests (including (**6664** re-tests) have been conducted by NIP, Path-Care, NAMDEB, UNAM and Namib Poultry laboratories.
- Since the beginning of the outbreak, **34894** contacts of confirmed cases have been identified, **156** new contacts were identified within the last 24 hours from 12 regions.
- Cumulatively, **32229** contacts have completed their monitoring period, while a total of **4282 (31.0%)** contacts of confirmed cases have tested positive.
- Today, **1950 (69.4%)** out of **2809** active contacts were monitored.



**Table 3: Number of people in mandatory quarantine facilities, 20 November 2020**

Region	Newly quarantined 24 Hrs.	Cumulative number	Number discharged	Number in quarantine now	Truck Drivers quarantined in 24 hrs.
Erongo	0	4141	4000	141	0
Hardap	3	902	878	24	0
Kavango	0	794	777	17	0
Khomas	0	2868	2801	67	0
//Kharas	0	2919	2901	18	0
Kunene	0	826	795	31	0
Ohangwena	0	558	553	5	0
Omaheke	27	1611	1549	62	0
Omusati	3	413	390	23	0
Oshana	0	359	358	1	0
Oshikoto	0	2559	2449	110	0
Otjozondjupa	0	966	964	2	0
Zambezi	0	991	974	17	0
<b>Total</b>	<b>33</b>	<b>19907</b>	<b>19389</b>	<b>518</b>	<b>0</b>

- Since March 2020, **19907** people have been placed into mandatory quarantine facilities around the country.
- A total of **518** people are currently in quarantine, with **33** new admissions in the last 24 hours.

#### PUBLIC HEALTH ACTION(S)

- Support visit and Intra action review on COVID-19 response is ongoing across all regions.
- Virtual training on Integrated Disease Surveillance Response (IDSR) is ongoing country-wide.
- Public awareness on COVID-19 prevention measures is ongoing.
- The government and developmental partners continue to prioritise continuation of essential health services.


#### CHALLENGES

- Lack of isolation units and facilities in the country for special cases in closed settings such as police holding cells and prisons.

#### RECOMMENDATIONS

- Establish fully equipped isolation units and facilities for identified special cases throughout the country.

Approved



Incident Manager


20 November 2020




Secretariat

For enquiries, please contact  
**Namibia Public Health Emergency Operations Centre:**

 [PHEOC@mhss.gov.na](mailto:PHEOC@mhss.gov.na)

 0800 100 100

 0851 100 100