



NAMIBIA COVID-19 SITUATION REPORT NO. 211

Outbreak Name	COVID-19 outbreak	Country affected	Namibia
Date & Time	15.10.2020 17h00	Investigation start Date	13 March 2020
Prepared by	Surveillance Team		

HIGHLIGHTS/SITUATION UPDATE (15/10/2020)

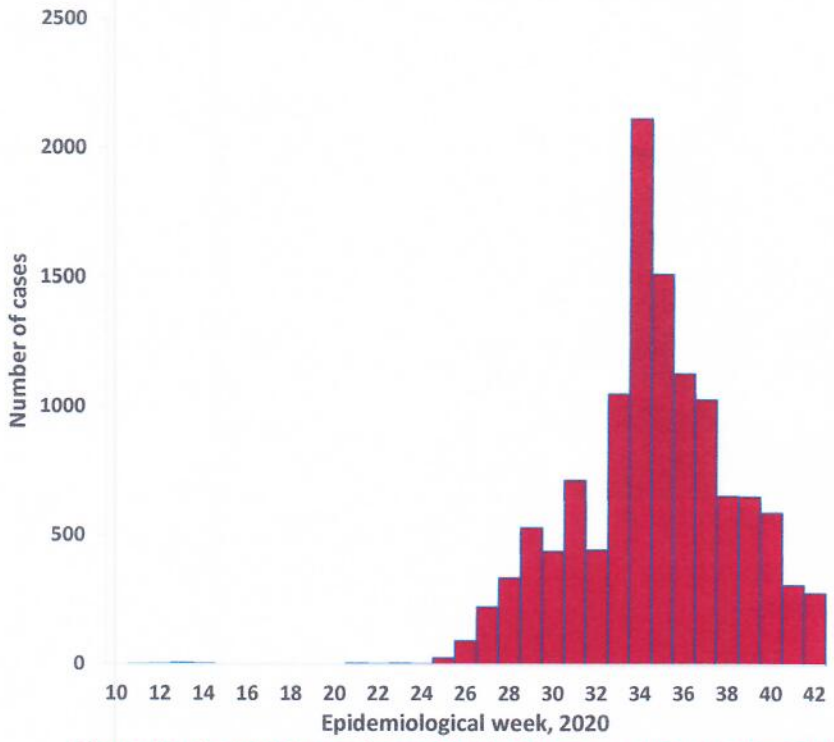
TOTAL
Tested 113039
Confirmed 12215
Active 1724
Recovered 10360
Death 131

TODAY
Tested 1037
Confirmed 112
Active 1724
Recovered 31
Death 1

- A total of **12215** cases have been recorded in a population of approximately 2.5 Million people, making it about **0.5%** of the population infected.
- More male cases **6668 (54.6%)** were recorded compared to female cases **5547 (45.4%)**.
- Of the total confirmed cases, **482 (3.9%)** Health Care Workers (HCWs) have tested positive for COVID-19 to-date.
 - 311 (64.5%) State; 168 (34.9%) Private, 3 (0.6%) NGO
- Today (15/10/2020), **31** recoveries have been recorded from 4 regions region; the recovery rate now stands at **84.8%**.
- All fourteen (14) regions have reported confirmed cases; Khomas and Erongo regions reported the highest with **5655 (46.3%)** and **3897 (31.9%)** respectively.
- Of the total fatalities, **102 (77.8%)** are COVID-19 deaths while **29 (22.1%)** are COVID-19 related deaths.
- The cases continue to erupt among closed settings such as schools, police holding cells and prisons.

Table 1: Distribution of confirmed COVID-19 cases by region, 15 October 2020

Region	Total No. of cases	Active cases	Recoveries	Deaths	Deaths in 24 hours	Cumulative deaths with co-morbidities	Health Care Workers
Erongo	3897	42	3817	38	0	35	68
Hardap	520	29	487	4	0	1	17
//Kharas	367	29	334	4	0	3	10
Kavango East	179	18	158	3	0	2	20
Kavango West	8	0	7	1	0	1	1
Khomas	5655	1341	4248	66	0	63	312
Kunene	32	18	14	0	0	0	0
Ohangwena	193	5	186	2	0	0	6
Omaheke	84	4	77	3	1	2	1
Omusati	52	2	49	1	0	0	5
Oshana	438	175	259	4	0	3	13
Oshikoto	353	31	322	0	0	0	4
Otjozondjupa	357	26	326	5	0	4	13
Zambezi	80	4	76	0	0	0	12
Total	12215	1724	10360	131	1	114	482



- Up to **2123 (17.4%)** of the total cases were recorded during week 34 (Figure 2).
- After a peak in epi-week 34, the country has seen a gradual reduction in the average number of confirmed cases from 303 to 44 in epi-week 41.
- The National Call center continues operation for 24 hours daily.

Today (15/10/2020), **985** calls were answered including **108** alerts.

Figure 2: Epi-curve for confirmed COVID-19 cases, as of 15 October 2020

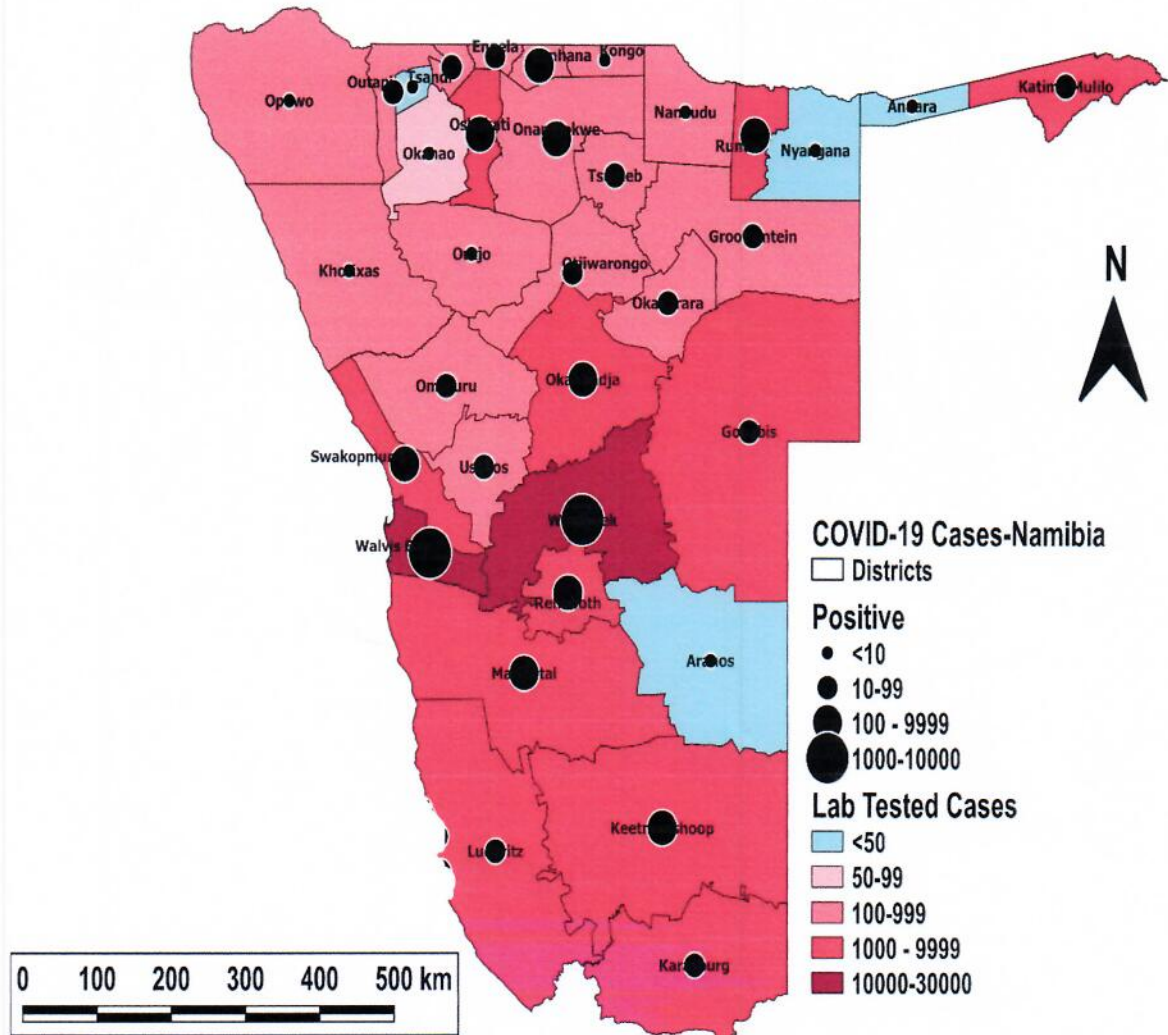


Figure 1: Distribution of suspected and confirmed COVID-19 cases by District, 15 October 2020

Table 2: COVID-19 specimen recorded at the Laboratories as of 15 October 2020

VARIABLES	TOTAL
Total samples received by the Laboratory	113157
Total samples tested	107110
Total samples re-tested	5929
Total positive results	12215
Total negative results	94854
Total samples discarded	117
Invalid results	1
Total pending results	0
Indeterminant/Inconclusive	41
Suspected cases in 24 hours (excludes re-tests)	1020

- To date, **113039** tests (including **5929** re-tests) have been conducted by NIP, Path-Care, NAMDEB, UNAM and Namib Poultry laboratories.
- Since the beginning of the outbreak, **28895** contacts of confirmed cases have been identified, **174** new contacts were identified within the last 24 hours from 12 regions.
- Cumulatively, **21581** contacts have completed their monitoring period, while a total of **2967 (40.0%)** contacts of confirmed cases have tested positive.
- Today, **6234 (84.0%)** out of **7417** active contacts were monitored.

Table 3: Number of people in mandatory quarantine facilities, 15 October 2020

Region	Newly quarantined 24 Hrs.	Cumulative number	Number discharged	Number in quarantine now	Truck Drivers quarantined in 24 Hrs.
Erongo	42	3718	3592	126	16
Hardap	6	775	752	23	0
Kavango	0	693	667	26	0
Khomas	21	2599	2469	130	0
//Kharas	0	2919	2812	107	0
Kunene	0	563	503	60	0
Ohangwena	1	534	515	19	0
Omaheke	0	1084	1037	47	0
Omusati	0	314	308	6	0
Oshana	2	338	329	9	0
Oshikoto	12	1760	1495	265	0
Otjozondjupa	0	905	881	24	0
Zambezi	4	875	836	39	0
Total	88	17077	16196	881	16

- Since March 2020, **17077** people have been placed into mandatory quarantine facilities around the country.
- A total of **881** people are currently in quarantine, with **88** new admissions in the last 24 hours.

- The 20-49 years age-brackets constitute **8715 (71.3%)** of the confirmed cases, while a sizable proportion of the 50-59 age group is **1243 (10.2%)**.
- A total of **1406 (11.5)** of the confirmed cases are among the 5-19 years category.
- Among those aged 30-39 years, a significant proportion of males, **1848 (56.1%)** are infected more than females **1446 (44.9%)**.
- The under 5 years make up **299 (2.4%)** of the total cases.
- Aged 60 years and above constitute **552 (4.5%)** of the confirmed cases.

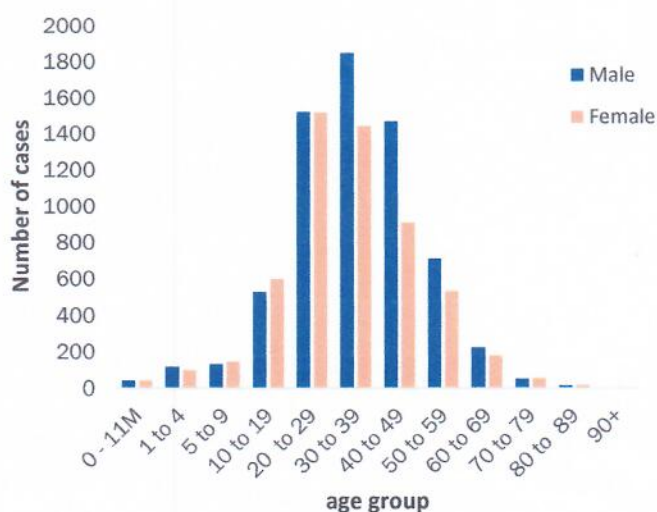


Figure 3: Age and Sex distribution of COVID-19 confirmed cases, As of 15 October 2020

PUBLIC HEALTH ACTION(S)

- Meeting held by the National Health Emergency Management Committee to review the current public health regulations on COVI-19.
- Training on Integrated Disease Surveillance Response (IDSR) is ongoing country-wide.
- Public awareness on COVID-19 prevention measures is ongoing.
- The government and developmental partners continue to prioritise continuation of essential health services

CHALLENGES

- Lack of isolation units and facilities in the country for special cases in closed settings such as police holding cells and prisons.
- Inadequate ICU facilities and ICU equipment at referral hospitals and high care units in the districts.

RECOMMENDATIONS

- Establish fully equipped isolation units and facilities for identified special cases throughout the country.
- Provision of fully equipped ICU facilities at referral hospitals and high care units in the districts.

Approved



Incident Manager

15 October 2020



Secretariat

For enquiries, please contact
Namibia Public Health Emergency Operations Centre;



PHEOC@mhss.gov.na



0800 100 100



0851 100 100