



NAMIBIA COVID-19 SITUATION REPORT NO. 221

Outbreak Name	COVID-19 outbreak	Country affected	Namibia
Date & Time	25.10.2020 17h00	Investigation start Date	13 March 2020
Prepared by	Surveillance Team		

HIGHLIGHTS/SITUATION UPDATE (25/10/2020)

TOTAL
Tested 121859
Confirmed 12675
Active 1729
Recovered 10813
Death 133
TODAY
Tested 663
Confirmed 15
Active 1729
Recoveries 34
Death 0

- A total of **12675** cases have been recorded in a population of approximately 2.5 Million people, making it about **0.5%** of the population infected.
- More male cases **6968 (55.0%)** were recorded compared to female cases **5707 (45.0%)**.
- Of the total confirmed cases, **516 (4.1%)** Health Care Workers (HCWs) have tested positive for COVID-19 to-date.
 - 334 (64.7%) State; 179 (34.8%) Private, 3 (0.6%) NGO
 - 280 (54.4%) recoveries including 3 (0.6%) deaths.
- All fourteen (14) regions have reported confirmed cases; Khomas and Erongo regions reported the highest with **5776 (45.6%)** and **3926 (31.0%)** respectively.
- Of the total fatalities, **104 (78.2%)** are COVID-19 deaths while **29 (21.8%)** are COVID-19 related deaths.
- Today (25/10/2020), **34** recoveries have been recorded from 4 regions; the recovery rate now stands at **85.3%**.
- Among the known contacts, **59 (0.5%)** new confirmed cases have been reported during the last 7 days.
- The cases continue to flare up among closed settings such as school premises and hostels, police holding cells, and prisons.

Table 1: Distribution of confirmed COVID-19 cases by region, 25 October 2020

Region	Total No. of cases	Active cases	Recoveries	Deaths	Deaths in 24 hours	Cumulative deaths with co-morbidities	Health Care Workers
Erongo	3926	58	3829	39	0	36	70
Hardap	569	33	532	4	0	1	19
//Kharas	376	11	361	4	0	3	10
Kavango East	188	27	158	3	0	2	21
Kavango West	8	0	7	1	0	1	1
Khomas	5776	1271	4438	67	0	64	334
Kunene	34	4	30	0	0	0	0
Ohangwena	204	2	200	2	0	0	6
Omaheke	96	11	82	3	0	2	3
Omusati	59	5	53	1	0	0	6
Oshana	598	235	359	4	0	3	13
Oshikoto	379	35	344	0	0	0	7
Otjozondjupa	381	35	341	5	0	4	14
Zambezi	81	2	79	0	0	0	12
Total	12675	1729	10813	133	0	115	516

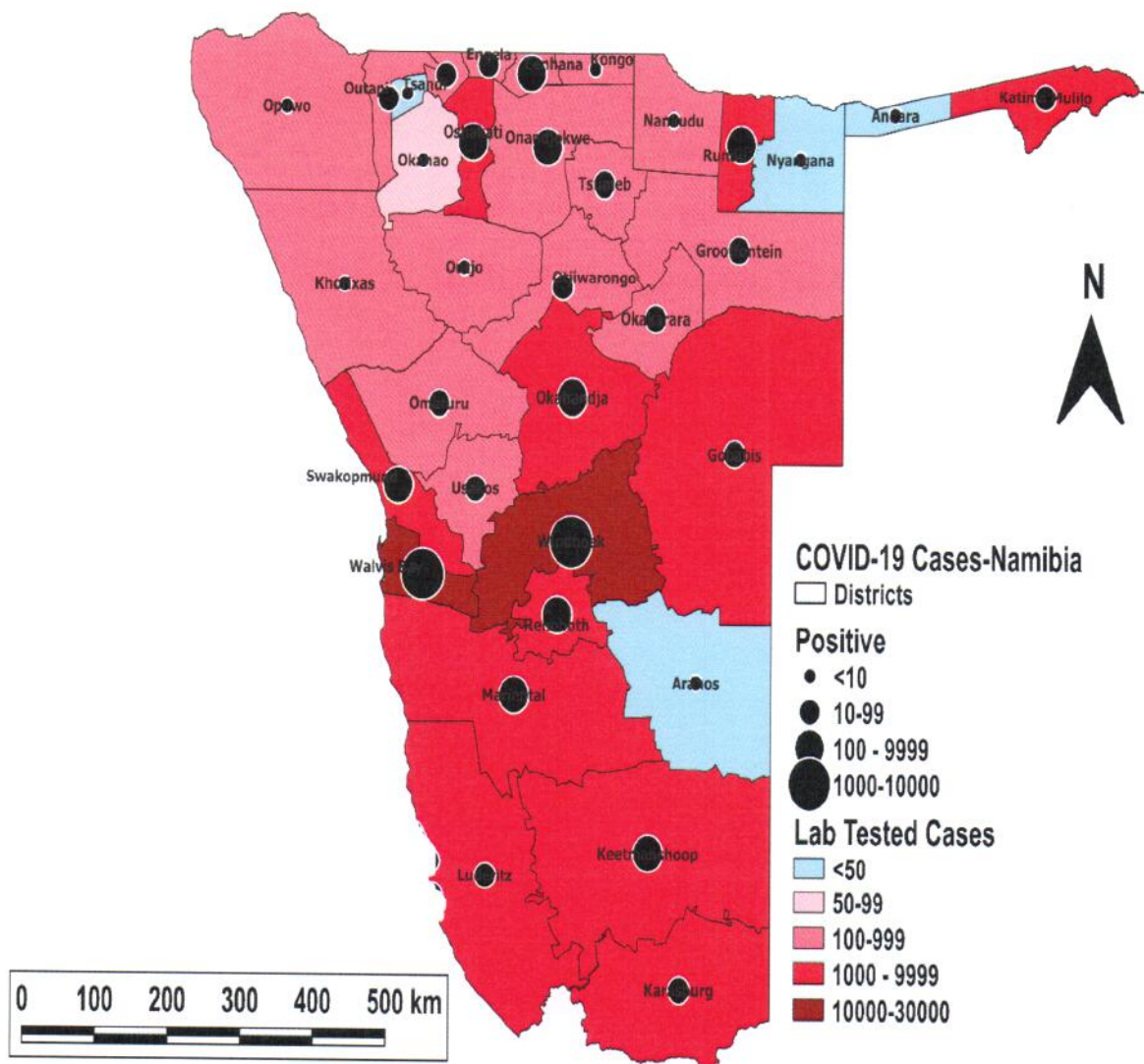


Figure 1: Distribution of suspected and confirmed COVID-19 cases by District, 25 October 2020

Table 2: COVID-19 specimen recorded at the Laboratories, As of 25 October 2020

VARIABLES	TOTAL
Total samples received by the Laboratory	121977
Total samples tested	115729
Total samples re-tested	6130
Total positive results	12675
Total negative results	103008
Total samples discarded	117
Invalid results	1
Total pending results	0
Indeterminant/Inconclusive	46
Suspected cases in 24 hours (excludes re-tests)	651

- A total of **241** trucks entered the country through various ground crossing points in the last 24 hours.
- Of these trucks, **77 (32.0%)** were heading to Erongo, **76 (31.5%)** to Khomas while **54 (22.4%)** were heading to //Karas region.
- The remaining **34 (14.1%)** were heading to the other 8 regions.

- To date, **121859** tests (including **6130** re-tests) have been conducted by NIP, Path-Care, NAMDEB, UNAM and Namib Poultry laboratories.
- Since the beginning of the outbreak, **30456** contacts of confirmed cases have been identified, **19** new contacts were identified within the last 24 hours from 9 regions.
- Cumulatively, **23081** contacts have completed their monitoring period, while a total of **3057 (24.1%)** contacts of confirmed cases have tested positive.
- Today, **6289 (83.6%)** out of **7521** active contacts were monitored.

Table 3: Number of people in mandatory quarantine facilities, 25 October 2020

Region	Newly quarantined 24 Hrs.	Cumulative number	Number discharged	Number in quarantine now	Truck Drivers quarantined in 24 hrs.
Erongo	5	3803	3699	104	0
Hardap	1	805	797	8	0
Kavango	0	693	667	26	0
Khomas	41	2826	2792	34	0
//Kharas	0	2919	2816	103	0
Kunene	6	780	725	55	0
Ohangwena	0	548	535	13	0
Omaheke	0	1395	1305	90	0
Omusati	1	361	339	22	0
Oshana	1	354	339	15	0
Oshikoto	0	1760	1495	265	0
Otjozondjupa	0	937	881	56	0
Zambezi	11	917	892	25	0
Total	66	18098	17282	816	0

- Since March 2020, **18098** people have been placed into mandatory quarantine facilities around the country.
- A total of **816** people are currently in quarantine, with **66** new admissions in the last 24 hours.

- Of the total confirmed cases, **8983 (70.9%)** are in the 20-49 years age-brackets which constitutes the majority of the recorded cases.
- The under 5 years age group make up **308 (2.4%)** of the total cases whereas, **568 (4.5%)** are above 60 years of age.
- A total of **1546 (12.2%)** of the confirmed cases are among the 5-19 years category.

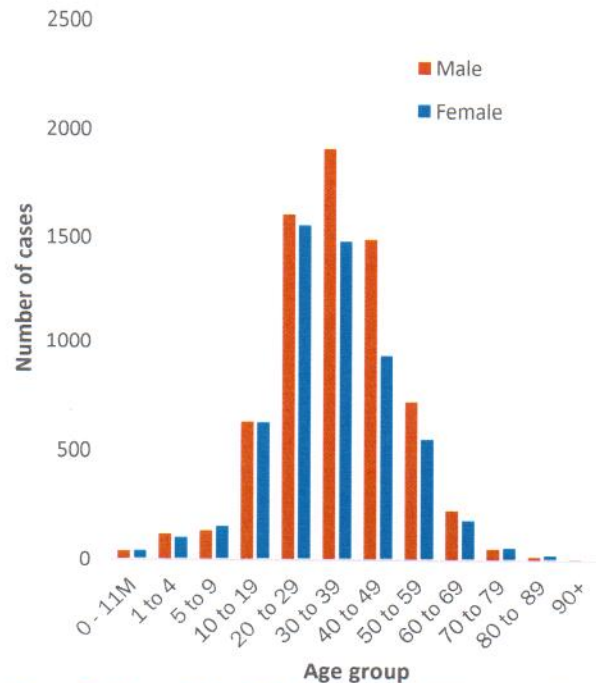


Figure 2: Age and Sex distribution of COVID-19 confirmed cases. As of 25 October 2020

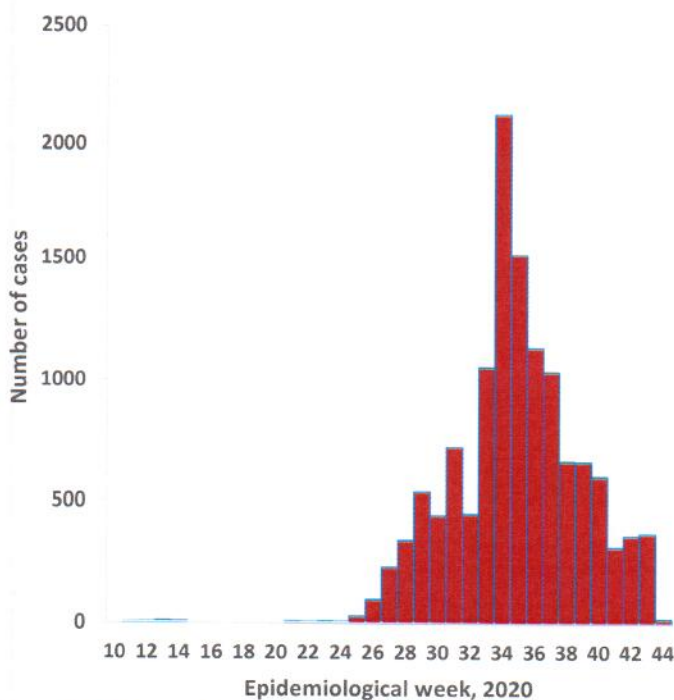


Figure 3: Epi-curve for confirmed COVID-19 cases, as of 25 October 2020

- A highest peak of **2123 (16.7%)** cases was recorded during week 34 (Figure 3).
 - After a peak in epi-week 34, the country has seen a gradual reduction in the average number of confirmed cases to 52 in epi-week 43.
 - The National Call center continues operation for 24 hours daily.
- Today (25/10/2020), **997** calls were answered including **101** alerts.
- A total of **646** alerts have been investigated in the last 7 days.

PUBLIC HEALTH ACTION(S)

- Announcement of new policy by government on entry requirement for travelers to Namibia.
- Training on Case management and IPC for healthcare workers is ongoing with support from the Robert Koch Institute (RKI).
- Training on Integrated Disease Surveillance Response (IDSR) is ongoing country-wide.
- Public awareness on COVID-19 prevention measures is ongoing.
- The government and developmental partners continue to prioritise continuation of essential health services

CHALLENGES

- Lack of isolation units and facilities in the country for special cases in closed settings such as police holding cells, prisons and school hostels.
- Inadequate ICU facilities and ICU equipment at referral hospitals and high care units in the districts.

RECOMMENDATIONS

- Establish fully equipped isolation units and facilities for identified special cases throughout the country.
- Provision of fully equipped ICU facilities at referral hospitals and high care units in the districts.


Approved



Incident Manager


25 October 2020


Secretariat

For enquiries, please contact
Namibia Public Health Emergency Operations Centre:

 PHEOC@mhss.gov.na

 0800 100 100

 0851 100 100