



NAMIBIA COVID-19 SITUATION REPORT NO. 223			
Outbreak Name	COVID-19 outbreak	Country affected	Namibia
Date & Time	27.10.2020 17h00	Investigation start Date	13 March 2020
Prepared by	Surveillance Team		

HIGHLIGHTS/SITUATION UPDATE (27/10/2020)

- A total of **12806** cases have been recorded to-date, representing **0.5%** of the population of approximately 2.5 Million people.
- More male cases **7061 (55.1%)** were recorded compared to female cases **5745 (44.9%)**.
- Of the total confirmed cases, **518 (4.0%)** Health Care Workers (HCWs) have tested positive for COVID-19 to-date.
 - 336 (64.9%) State; 179 (34.5%) Private, 3 (0.6%) NGO.
 - 280 (54.4%) recoveries including 3 (0.6%) deaths.
- Today (27/10/2020), **51** recoveries have been recorded from 5 regions; the recovery rate now stands at **85.3%**.

TOTAL	TODAY
Tested 123502	Tested 1115
Confirmed 12806	Confirmed 77
Active 1744	Active 1744
Recovered 10929	Recovered 51
Death 133	Death 0

- All fourteen (14) regions have reported confirmed cases; Khomas and Erongo regions reported the highest with **5798 (45.3%)** and **3935 (30.7%)** respectively.
- Of the total fatalities, **104 (78.2%)** are COVID-19 deaths while **29 (21.8%)** are COVID-19 related deaths.
- The cases continue to erupt among closed settings such as schools, police holding cells and prisons.

Table 1: Distribution of confirmed COVID-19 cases by region, 27 October 2020

Region	Total No. of cases	Active cases	Recoveries	Deaths	Deaths in 24 hours	Cumulative deaths with co-morbidities	Health Care Workers
Erongo	3935	53	3843	39	0	36	70
Hardap	569	28	537	4	0	1	19
//Kharas	381	16	361	4	0	3	10
Kavango East	188	27	158	3	0	2	21
Kavango West	8	0	7	1	0	1	1
Khomas	5798	1230	4501	67	0	64	335
Kunene	34	3	31	0	0	0	0
Ohangwena	205	2	201	2	0	0	6
Omaheke	110	19	88	3	0	2	3
Omusati	59	5	53	1	0	0	6
Oshana	621	247	370	4	0	3	14
Oshikoto	431	87	344	0	0	0	7
Otjozondjupa	386	27	354	5	0	4	14
Zambezi	81	0	81	0	0	0	12
Total	12806	1744	10929	133	0	115	518

EPIDEMIOLOGICAL SITUATION IN NAMIBIA

Table 2: COVID-19 specimen recorded at the Laboratories, As of 27 October 2020

VARIABLES	TOTAL
Total samples received by the Laboratory	123620
Total samples tested	117350
Total samples re-tested	6152
Total positive results	12806
Total negative results	104498
Total samples discarded	117
Invalid results	1
Total pending results	0
Indeterminant/Inconclusive	46
Suspected cases in 24 hours (excludes re-tests)	1095

- To date, **123502** tests (including **6152** re-tests) have been conducted by NIP, Path-Care, NAMDEB, UNAM and Namib Poultry laboratories.
- Since the beginning of the outbreak, **30627** contacts of confirmed cases have been identified, **144** new contacts were identified within the last 24 hours from 11 regions.
- Cumulatively, **23526** contacts have completed their monitoring period, while a total of **3114 (24.3%)** contacts of confirmed cases have tested positive.
- Today, **5853 (82.7%)** out of **7075** active contacts were monitored.

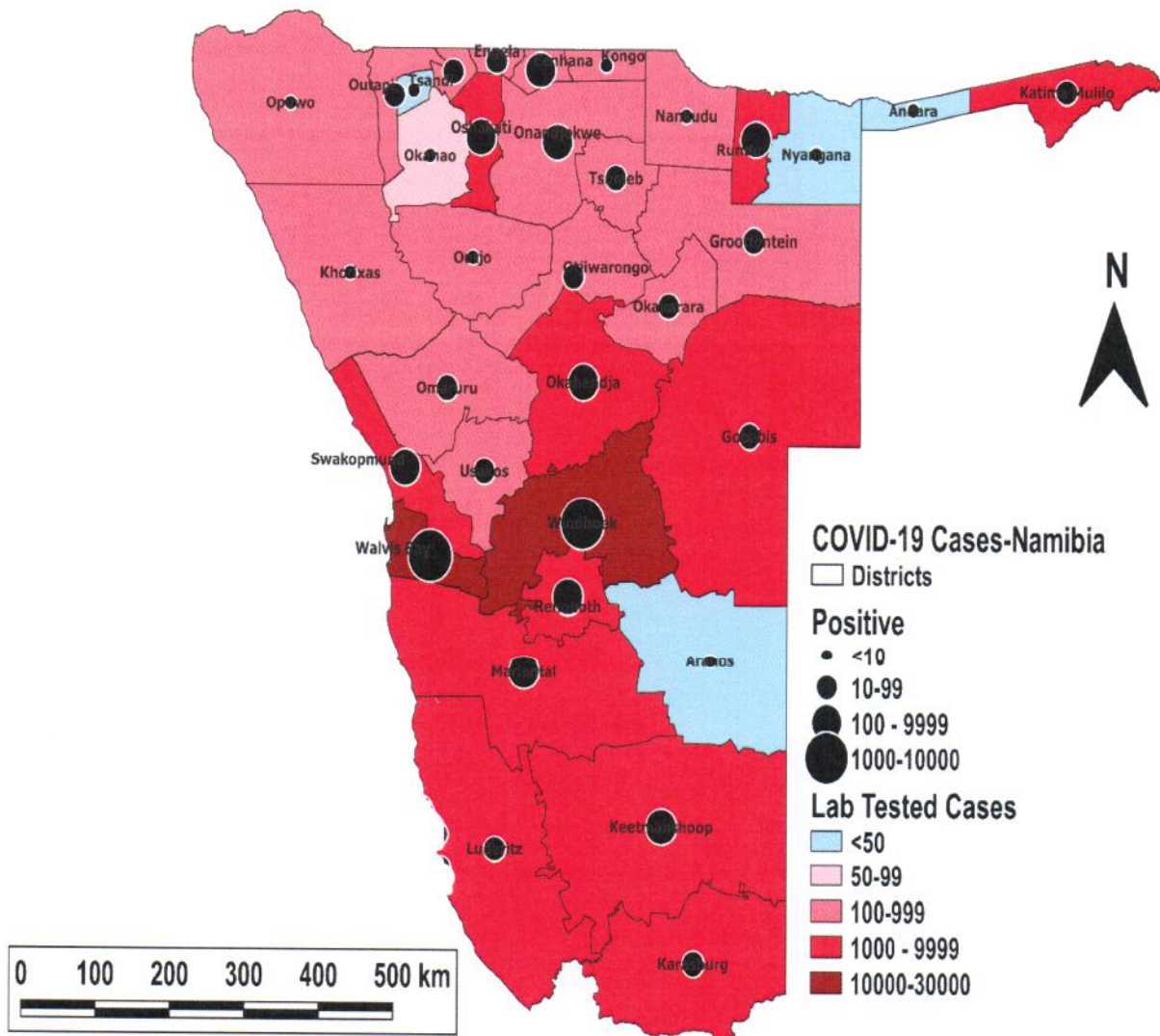
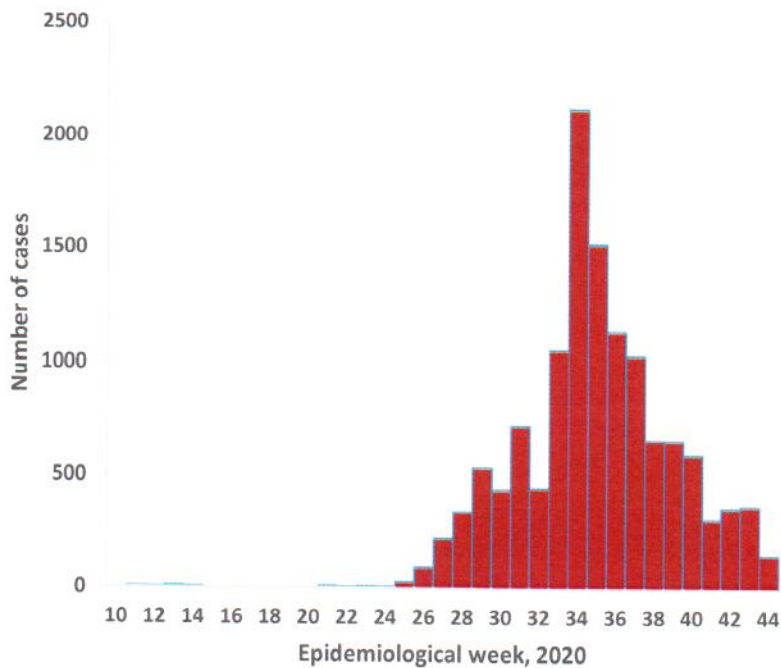


Figure 1: Distribution of suspected and confirmed COVID-19 cases by District, 27 October 2020



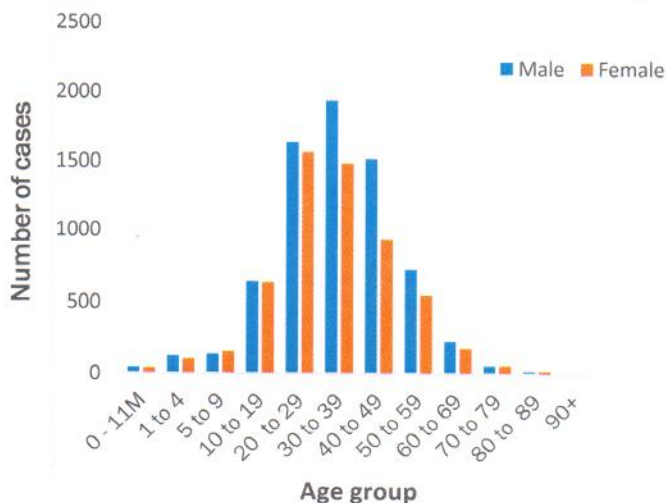
- A highest peak of **2123 (16.6%)** cases was recorded during week 34 (Figure 2).
 - After a peak in epi-week 34, the country has seen a gradual reduction in the average number of confirmed cases to 52 in epi-week 43.
 - The National Call center continues operation for 24 hours daily.
- Today (27/10/2020), **871** calls were answered including **107** alerts.

Figure 2: Epi-curve for confirmed COVID-19 cases, as of 27 October 2020

Table 3: Number of people in mandatory quarantine facilities, 27 October 2020

Region	Newly quarantined 24 Hrs.	Cumulative number	Number discharged	Number in quarantine now	Truck Drivers quarantined in 24 hrs.
Erongo	5	3906	3769	137	0
Hardap	0	805	797	8	0
Kavango	30	723	703	20	0
Khomas	0	2826	2792	34	0
//Kharas	0	2919	2901	18	0
Kunene	1	782	775	7	0
Ohangwena	0	548	535	13	0
Omaheke	0	1401	1306	95	0
Omusati	0	365	350	15	0
Oshana	0	354	345	9	0
Oshikoto	0	1760	1495	265	0
Otjondjupa	0	937	929	8	0
Zambezi	1	930	901	29	0
Total	37	18256	17598	658	0

- Since March 2020, **18256** people have been placed into mandatory quarantine facilities around the country.
- A total of **658** people are currently in quarantine, with **37** new admissions in the last 24 hours.



- Of the total confirmed cases, **9070 (70.8%)** are in the 20-49 years age-brackets which constitutes the majority of the recorded cases.
- The under 5 years age group make up **312 (2.4%)** of the total cases whereas, **570 (4.5%)** are above 60 years of age.
- A total of **1575 (12.3%)** of the confirmed cases are among the 5-19 years category.

Figure 3: Age and Sex distribution of COVID-19 confirmed cases, as of 27 October 2020

PUBLIC HEALTH ACTION(S)

- The GO.DATA training for technical teams in collaboration with WHO and RKI is ongoing.
- Training on Case management and IPC for healthcare workers is ongoing with support from the Robert Koch Institute (RKI).
- Virtual training on Integrated Disease Surveillance Response (IDSR) is ongoing country-wide.
- Public awareness on COVID-19 prevention measures is ongoing.
- The government and developmental partners continue to prioritise continuation of essential health services

CHALLENGES

- Lack of isolation units and facilities in the country for special cases in closed settings such as police holding cells and prisons.
- Inadequate ICU facilities and ICU equipment at referral hospitals and high care units in the districts.

RECOMMENDATIONS

- Establish fully equipped isolation units and facilities for identified special cases throughout the country.
- Provision of fully equipped ICU facilities at referral hospitals and high care units in the districts.


Approved


Incident Manager


27 October 2020


Secretariat

For enquiries, please contact
Namibia Public Health Emergency Operations Centre:

 PHEOC@mhss.gov.na

 0800 100 100

 0851 100 100