



## NAMIBIA COVID-19 SITUATION REPORT NO. 249

|               |                     |                          |               |
|---------------|---------------------|--------------------------|---------------|
| Outbreak Name | COVID-19 outbreak   | Country affected         | Namibia       |
| Date & Time   | 22.11.2020<br>17h00 | Investigation start Date | 13 March 2020 |
| Prepared by   | Surveillance Team   |                          |               |

### HIGHLIGHTS/SITUATION UPDATE (22/11/2020)

- The country has seen a gradual rise in the number of cases; week 48 saw a rise in cases compared to week 45; most of these cases come from Khomas region.
- A total of **13897** cases have been recorded to-date, representing **0.6%** of the population.
- More male cases **7617 (54.8%)** were recorded compared to female cases **6280 (45.2%)**.
- Of the total confirmed cases, **547 (3.9%)** Health Workers (HWs) have tested positive for COVID-19 to-date.
  - 359 (65.6%) State; 185 (33.8%) Private, 3 (0.5%) Non-Governmental Organizations.
  - 452 (82.6%) recoveries and 3 (0.5%) deaths.
- The recovery rate now stands at **95.2%**.
- All fourteen (14) regions have reported confirmed cases; Khomas and Erongo regions reported the highest with **6197 (44.6%)** and **4029 (29.0%)** respectively.
  - Of the total fatalities, **112 (77.2%)** are COVID-19 deaths while **33 (22.8%)** are COVID-19 related deaths.
  - Among the known contacts, **40 (0.3%)** new confirmed cases have been reported during the last 7 days.

#### TOTAL

Tested 147209

Confirmed 13897

Active 516

Recovered 13234

Death 145

#### TODAY

Tested 871

Confirmed 32

Active 516

Recovered 9

Death 1

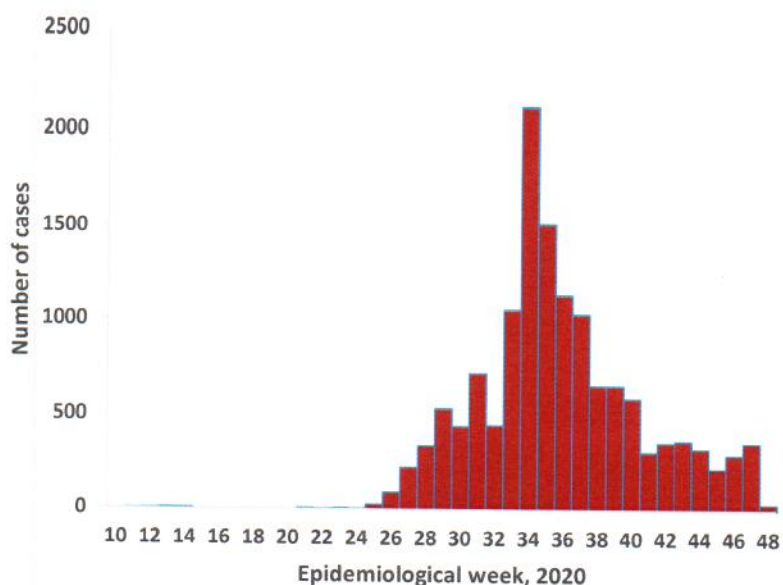
Table 1: Distribution of confirmed COVID-19 cases by region, 22 November 2020

| Region       | Total No. of cases | Active cases | Recoveries   | Deaths     | Deaths in 24 hours | Cumulative deaths with co-morbidities | Non-COVID deaths | Health Workers |
|--------------|--------------------|--------------|--------------|------------|--------------------|---------------------------------------|------------------|----------------|
| Erongo       | 4029               | 48           | 3939         | 41         | 0                  | 38                                    | 1                | 73             |
| Hardap       | 744                | 78           | 659          | 7          | 0                  | 5                                     | 0                | 23             |
| //Kharas     | 483                | 67           | 411          | 5          | 0                  | 4                                     | 0                | 16             |
| Kavango East | 214                | 27           | 184          | 3          | 0                  | 2                                     | 0                | 21             |
| Kavango West | 8                  | 0            | 7            | 1          | 0                  | 1                                     | 0                | 1              |
| Khomas       | 6197               | 175          | 5951         | 71         | 0                  | 69                                    | 0                | 342            |
| Kunene       | 37                 | 2            | 35           | 0          | 0                  | 0                                     | 0                | 0              |
| Ohangwena    | 224                | 4            | 217          | 2          | 0                  | 0                                     | 1                | 6              |
| Omaheke      | 135                | 15           | 117          | 3          | 0                  | 2                                     | 0                | 4              |
| Omusati      | 79                 | 7            | 71           | 1          | 0                  | 0                                     | 0                | 6              |
| Oshana       | 819                | 66           | 747          | 6          | 1                  | 5                                     | 0                | 20             |
| Oshikoto     | 448                | 13           | 435          | 0          | 0                  | 0                                     | 0                | 7              |
| Otjondjupa   | 399                | 14           | 380          | 5          | 0                  | 4                                     | 0                | 15             |
| Zambezi      | 81                 | 0            | 81           | 0          | 0                  | 0                                     | 0                | 12             |
| <b>Total</b> | <b>13897</b>       | <b>516</b>   | <b>13234</b> | <b>145</b> | <b>1</b>           | <b>130</b>                            | <b>2</b>         | <b>547</b>     |

\*Changes were made for Omusati recoveries



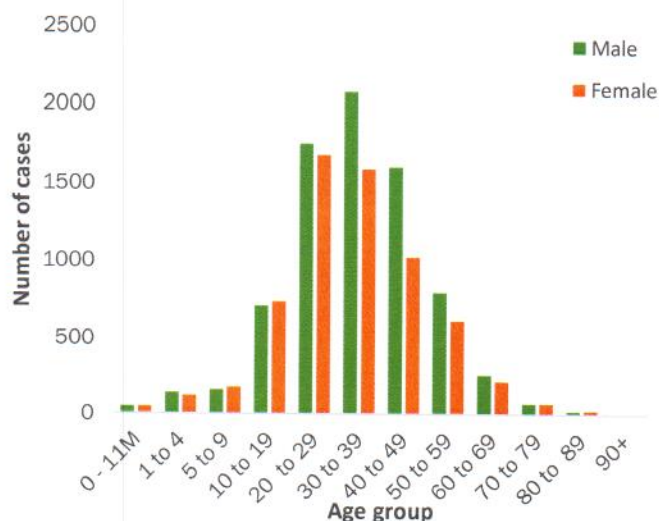
## EPIDEMIOLOGICAL SITUATION IN NAMIBIA



**Figure 1: Epi-curve for confirmed COVID-19 cases, As of 22 November 2020**

- A highest peak of **2123 (15.3%)** cases was recorded during week 34 (Figure 1).
- After a peak in epi-week 34, the country has seen a gradual reduction in the average number of confirmed cases to 51 in epi-week 47.
- The number of cases have plateaued in the last four weeks as seen in the graph.
- The National Call center continues operation for 24 hours daily. Today (22/11/2020), **787** calls were answered including **68** alerts.

- Of the total confirmed cases, **9728 (70.0%)** are in the 20-49 years age-brackets which constitutes the majority of the recorded cases.
- A total of **1774 (12.8%)** of the confirmed cases are among the 5-19 years category.
- The under 5 years age group make up **339 (2.4%)** of the total cases whereas, **652 (4.7%)** are above 60 years of age.



**Figure 2: Age and Sex distribution of COVID-19 confirmed cases, as of 22 November 2020**

**Table 2: COVID-19 specimen recorded at the Laboratories As of 22 November 2020**

| VARIABLES                                       | TOTAL  |
|---|--------|
| Total samples received by the Laboratory        | 147327 |
| Total samples tested                            | 140498 |
| Total samples re-tested                         | 6711   |
| Total positive results                          | 13897  |
| Total negative results                          | 126550 |
| Total samples discarded                         | 117    |
| Invalid results                                 | 1      |
| Total pending results                           | 0      |
| Indeterminant/Inconclusive                      | 51     |
| Suspected cases in 24 hours (excludes re-tests) | 853    |

- To date, **147209** tests (including **6711** re-tests) have been conducted by NIP, Path-Care, NAMDEB, UNAM and Namib Poultry laboratories.
- Since the beginning of the outbreak, **35242** contacts of confirmed cases have been identified, **162** new contacts were identified within the last 24 hours from 11 regions.
- Cumulatively, **32520** contacts have completed their monitoring period, while a total of **4294 (30.9%)** contacts of confirmed cases have tested positive.
- Today, **2866 (100%)** out of **2866** active contacts were monitored.



**Table 3: Number of people in mandatory quarantine facilities, 22 November 2020**

| Region       | Newly quarantined 24 Hrs. | Cumulative number | Number discharged | Number in quarantine now | Truck Drivers quarantined in 24 hrs. |
|--------------|---------------------------|-------------------|-------------------|--------------------------|--------------------------------------|
| Erongo       | 0                         | 4145              | 4021              | 124                      | 0                                    |
| Hardap       | 3                         | 906               | 880               | 26                       | 0                                    |
| Kavango      | 0                         | 794               | 777               | 17                       | 0                                    |
| Khomas       | 58                        | 2926              | 2867              | 59                       | 0                                    |
| //Kharas     | 0                         | 2928              | 2914              | 14                       | 0                                    |
| Kunene       | 0                         | 834               | 804               | 30                       | 0                                    |
| Ohangwena    | 0                         | 564               | 559               | 5                        | 0                                    |
| Omaheke      | 16                        | 1628              | 1558              | 70                       | 0                                    |
| Omusati      | 1                         | 414               | 390               | 24                       | 0                                    |
| Oshana       | 0                         | 359               | 358               | 1                        | 0                                    |
| Oshikoto     | 0                         | 2559              | 2449              | 110                      | 0                                    |
| Otjondjupa   | 0                         | 966               | 966               | 0                        | 0                                    |
| Zambezi      | 13                        | 1004              | 977               | 27                       | 0                                    |
| <b>Total</b> | <b>91</b>                 | <b>20027</b>      | <b>19520</b>      | <b>507</b>               | <b>0</b>                             |

➤ Since March 2020, **20027** people have been placed into mandatory quarantine facilities around the country.

➤ A total of **507** people are currently in quarantine, with **91** new admissions in the last 24 hours.

**PUBLIC HEALTH ACTION(S)**

- Support visit and Intra action review on COVID-19 response is ongoing across all regions.
- Virtual training on Integrated Disease Surveillance Response (IDSR) is ongoing country-wide.
- Public awareness on COVID-19 prevention measures is ongoing.
- The government and developmental partners continue to prioritise continuation of essential health services.

**CHALLENGES**

- Lack of isolation units and facilities in the country for special cases in closed settings such as police holding cells and prisons.


**RECOMMENDATIONS**

- Establish fully equipped isolation units and facilities for identified special cases throughout the country.


Approved


  
Incident Manager

22 November 2020

  
Secretariat

For enquiries, please contact  
Namibia Public Health Emergency Operations Centre;

 [PHEOC@mhss.gov.na](mailto:PHEOC@mhss.gov.na)

 0800 100 100

 0851 100 100