



NAMIBIA COVID-19 SITUATION REPORT NO. 220

Outbreak Name	COVID-19 outbreak	Country affected	Namibia
Date & Time	24.10.2020 17h00	Investigation start Date	13 March 2020
Prepared by	Surveillance Team		

HIGHLIGHTS/SITUATION UPDATE (24/10/2020)

TOTAL	TODAY
Tested 121196	Tested 553
Confirmed 12660	Confirmed 81
Active 1748	Active 1748
Recovered 10779	Recoveries 4
Death 133	Death 0

- A total of **12660** cases have been recorded in a population of approximately 2.5 Million people, making it about **0.5%** of the population infected.
- More male cases **6961 (55.0%)** were recorded compared to female cases **5699 (45.0%)**.
- Of the total confirmed cases, **515 (4.1%)** Health Care Workers (HCWs) have tested positive for COVID-19 to-date.
 - 333 (64.7%) State; 179 (34.8%) Private, 3 (0.6%) NGO
 - 280 (54.4%) recoveries including 3 (0.6%) deaths.
- All fourteen (14) regions have reported confirmed cases; Khomas and Erongo regions reported the highest with **5769 (45.6%)** and **3922 (31.0%)** respectively.
- Of the total fatalities, **104 (78.2%)** are COVID-19 deaths while **29 (21.8%)** are COVID-19 related deaths.
- The cases continue to flare up among closed settings such as school premises and hostels, police holding cells, and prisons.
- Today (2/4/2020), **4** recoveries have been recorded from 3 regions; the recovery rate now stands at **85.1%**.

Table 1: Distribution of confirmed COVID-19 cases by region, 24 October 2020

Region	Total No. of cases	Active cases	Recoveries	Deaths	Deaths in 24 hours	Cumulative deaths with co-morbidities	Health Care Workers
Erongo	3922	54	3829	39	0	36	70
Hardap	567	38	525	4	0	1	19
//Kharas	376	11	361	4	0	3	10
Kavango East	188	27	158	3	0	2	21
Kavango West	8	0	7	1	0	1	1
Khomas	5769	1288	4414	67	0	64	333
Kunene	34	4	30	0	0	0	0
Ohangwena	204	4	198	2	0	0	6
Omaheke	95	10	82	3	0	2	3
Omusati	59	6	52	1	0	0	6
Oshana	598	235	359	4	0	3	13
Oshikoto	379	35	344	0	0	0	7
Otjozondjupa	380	34	341	5	0	4	14
Zambezi	81	2	79	0	0	0	12
Total	12660	1748	10779	133	0	115	515

EPIDEMIOLOGICAL SITUATION IN NAMIBIA

Table 2: COVID-19 specimen recorded at the Laboratories, As of 24 October 2020

VARIABLES	TOTAL
Total samples received by the Laboratory	121314
Total samples tested	115078
Total samples re-tested	6118
Total positive results	12660
Total negative results	102372
Total samples discarded	117
Invalid results	1
Total pending results	0
Indeterminant/Inconclusive	46
Suspected cases in 24 hours (excludes re-tests)	545

- To date, **121196** tests (including **6118** re-tests) have been conducted by NIP, Path-Care, NAMDEB, UNAM and Namib Poultry laboratories.
- Since the beginning of the outbreak, **30437** contacts of confirmed cases have been identified, **140** new contacts were identified within the last 24 hours from 7 regions.
- Cumulatively, **23069** contacts have completed their monitoring period, while a total of **3046 (24.1%)** contacts of confirmed cases have tested positive.
- Today, **6289 (83.7%)** out of **7514** active contacts were monitored.

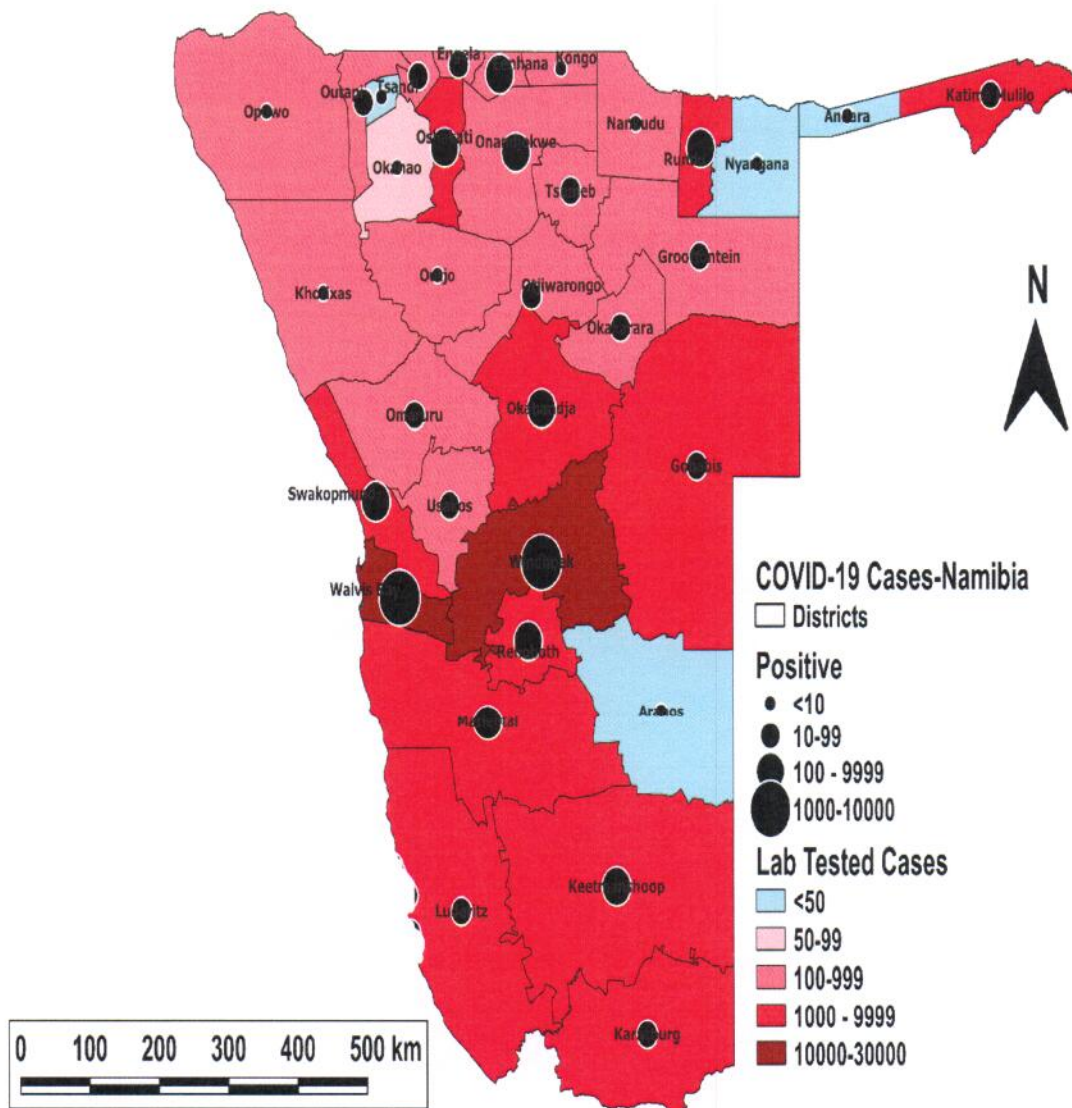


Figure 1: Distribution of suspected and confirmed COVID-19 cases by District, 24 October 2020

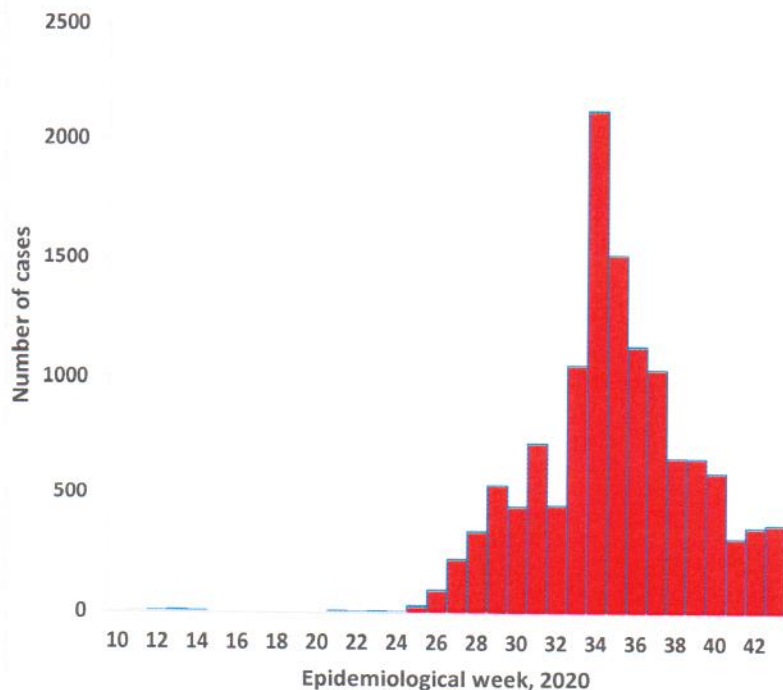


Figure 2: Epi-curve for confirmed COVID-19 cases, as of 24 October 2020

- A highest peak of **2123 (16.8%)** cases was recorded during week 34 (Figure 2).
- After a peak in epi-week 34, the country has seen a gradual reduction in the average number of confirmed cases to 51 in epi-week 42.
- The National Call center continues operation for 24 hours daily.

Today (24/10/2020), **1113** calls were answered including **110** alerts.

Table 3: Number of people in mandatory quarantine facilities, 24 October 2020

Region	Newly quarantined 24 Hrs.	Cumulative number	Number discharged	Number in quarantine now	Truck Drivers quarantined in 24 hrs.
Erongo	0	3798	3698	100	0
Hardap	1	804	796	8	0
Kavango	0	693	667	26	0
Khomas	6	2785	2723	62	0
//Kharas	0	2919	2816	103	0
Kunene	0	774	725	49	0
Ohangwena	0	548	535	13	0
Omaheke	0	1395	1212	183	0
Omusati	0	360	335	25	0
Oshana	0	353	339	14	0
Oshikoto	0	1760	1495	265	0
Otjozondjupa	0	937	881	56	0
Zambezi	0	906	883	23	0
Total	7	18032	17105	927	0

➤ Since March 2020, **18032** people have been placed into mandatory quarantine facilities around the country.

➤ A total of **927** people are currently in quarantine, with **7** new admissions in the last 24 hours.

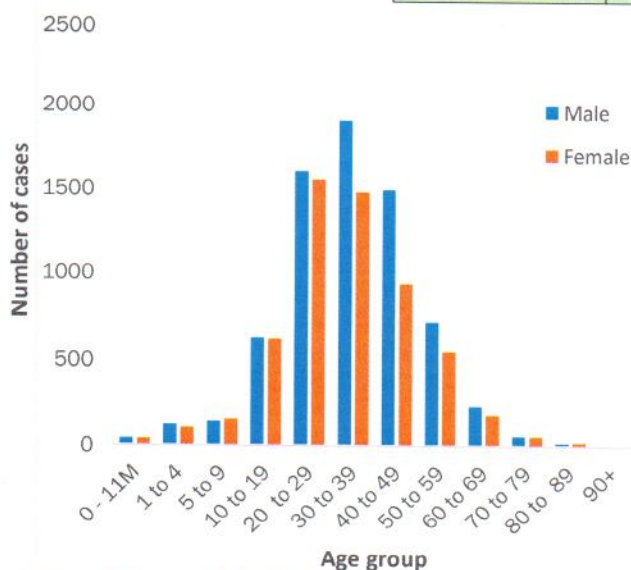


Figure 3: Age and Sex distribution of COVID-19 confirmed cases. As of 24 October 2020

- Of the total confirmed cases, **8971 (70.9%)** are in the 20-49 years age-brackets which constitutes the majority of the recorded cases.
- The under 5 years age group make up **308 (2.4%)** of the total cases whereas, **567 (4.5%)** are above 60 years of age.
- A total of **1544 (12.2%)** of the confirmed cases are among the 5-19 years category.

PUBLIC HEALTH ACTION(S)

- Announcement of new policy by government on entry requirement for travelers to Namibia.
- Training on Case management and IPC for healthcare workers is ongoing with support from the Robert Koch Institute (RKI).
- Training on Integrated Disease Surveillance Response (IDSR) is ongoing country-wide.
- Public awareness on COVID-19 prevention measures is ongoing.
- The government and developmental partners continue to prioritise continuation of essential health services

CHALLENGES

- Lack of isolation units and facilities in the country for special cases in closed settings such as police holding cells, prisons and school hostels.
- Inadequate ICU facilities and ICU equipment at referral hospitals and high care units in the districts.

RECOMMENDATIONS

- Establish fully equipped isolation units and facilities for identified special cases throughout the country.
- Provision of fully equipped ICU facilities at referral hospitals and high care units in the districts.

Approved



Incident Manager


24 October 2020


Secretariat

For enquiries, please contact
Namibia Public Health Emergency Operations Centre;

 PHEOC@mhss.gov.na

 0800 100 100

 0851 100 100