



# ABORTION HEALTH PROFILE

## ALGERIA 2019



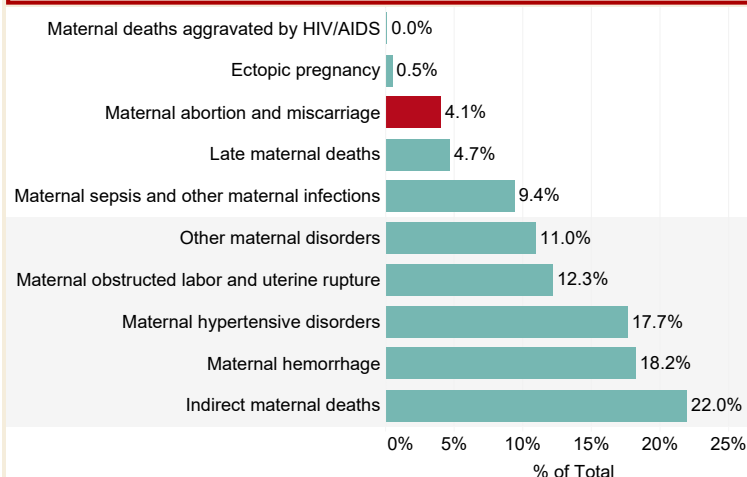
### 1. General Statistics

Total population (000's), 2019	43,053
Total female population (15 - 49 years) (000's), 2019	10,921
Unintended pregnancies (000's), 2019	
Adolescent birth rate (per 1000 women aged 15-19 years), 2015	10
Proportion of women who make their own informed decisions regarding sexual relations (% of women aged 15-49 years), Null	
Total fertility rate 15-49 (births per woman), Null	

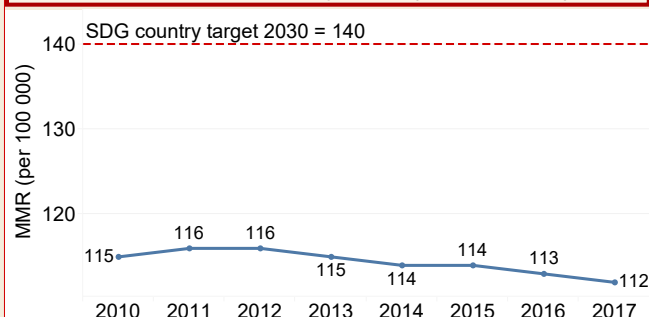
### 2. Legal status of abortion

	No	Yes
On request	×	
For economic or social reasons	×	
In cases of foetal impairment	×	
In cases of incest	×	
In cases of intellectual/cognitive disability of the woman	×	
In cases of rape	×	
To preserve a woman's health	×	
To preserve a woman's mental health		✓
To preserve a woman's physical health		✓
To save a woman's life		✓
Other	×	

### 3. Causes of maternal death (2017)



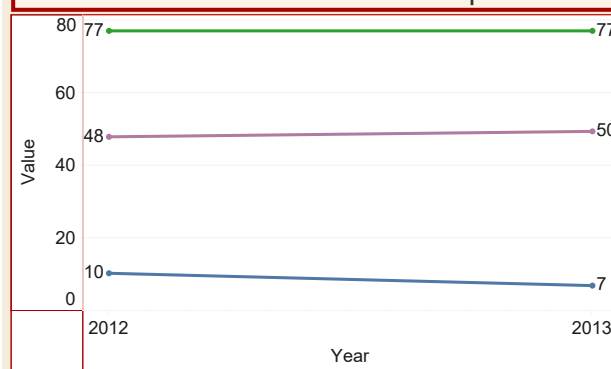
### 4. Maternal mortality ratio (2010- 2017)



### 5. Annual average rate of reduction: 2010-2017 vs 2010-2030

Current AARR in MMR 0.4%

### 6. FP indicators and unsafe abortions averted due to modern contraceptive use



**Legend**

- Contraceptive prevalence - modern methods (%)
- Demand satisfied for modern contraception (%)
- Unmet need for family planning (%)
- Unsafe abortions averted (000's)

### 7. Available in National Essential Medicines List - (2006)

Misoprostol	×
Mifepristone	×
Misoprostol + Mifepristone combination	×

### 8. Post-abortion contraceptive acceptance

No data

### References

- 1: United Nations, Department of Economic and Social Affairs, Population Division (2019). World Population Prospects 2019, custom data acquired via website in July 2020; DHS and national surveys compiled in WHO Global Observatory and UNFPA global databases accessed in July 2020; ICF, 2015. The DHS Program STATcompiler. Funded by USAID. Available from: <http://www.statcompiler.com>. Accessed July 2020
- 2: Global Abortion Policy Database (<https://abortion-policies.srhr.org/>) accessed in July 2020
- 3: Global Burden of Disease Study 2017 (GBD 2017) Results.Seattle, United States: Institute for Health Metrics and Evaluation (IHME), 2018. Available from <http://ghdx.healthdata.org/gbd-results-tool>
- 4: Trends in maternal mortality 2000 to 2017: estimates by WHO, UNICEF, UNFPA, World Bank Group and the United Nations Population Division
- 5: From FP2020 2019 Progress Report, most recent national surveys (DHS,PMA2020, MICS,RHS and other national surveys).
- 6: From FP2020 2019 Progress Report, most recent national surveys (DHS,PMA2020, MICS,RHS and other national surveys). At: <http://progress.familyplanning2020.org/resources>
- 7: Global Abortion Policy Database (<https://abortion-policies.srhr.org/>) accessed in July 2020..

### Definitions and abbreviations

**Unsafe abortions averted due to modern contraceptive use:** Number of unsafe abortions that did not occur during a specified reference period as a result of the protection provided by modern contraceptive use during the reference period.  
**Contraceptive prevalence - Modern Methods:** Percentage of women of reproductive age who are using (or whose partner is using) a modern contraceptive method at a particular point in time  
**Unmet need:** percentage of fecund women of reproductive age who want no more children or to postpone having the next child, but are not using a contraceptive method, plus women who are currently using a traditional method of family planning  
**FP** - Family planning, **MMR** - Maternal Mortality Ratio

#### For further information:

Reproductive Maternal Health & Ageing(RMH)  
 Programme ([afgofhrwh@who.int](mailto:afgofhrwh@who.int)), Universal Health Coverage/Life course Cluster

