



ABORTION HEALTH PROFILE

GHANA 2019



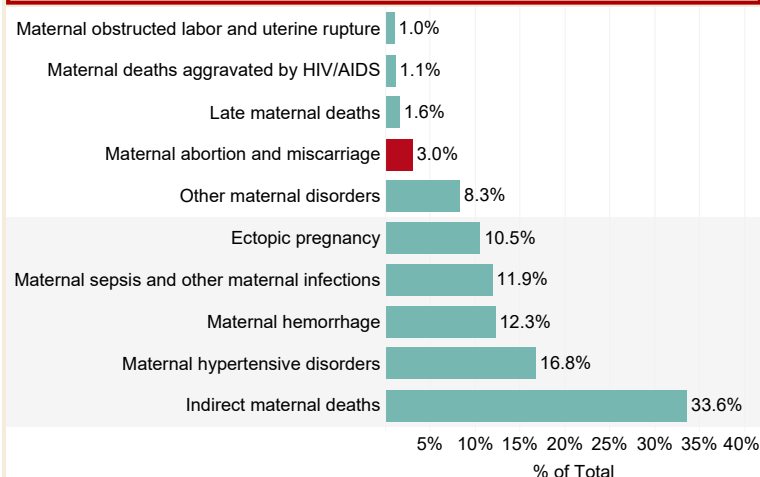
1. General Statistics

Total population (000's), 2019	30,418
Total female population (15 - 49 years) (000's), 2019	7,567
Adolescent birth rate (per 1000 women aged 15-19 years), 2016	75
Unintended pregnancies (000's), 2019	596
Proportion of women who make their own informed decisions regarding sexual relations (% of women aged 15-49 years), 2014	72
Total fertility rate 15-49 (births per woman), 2016	4

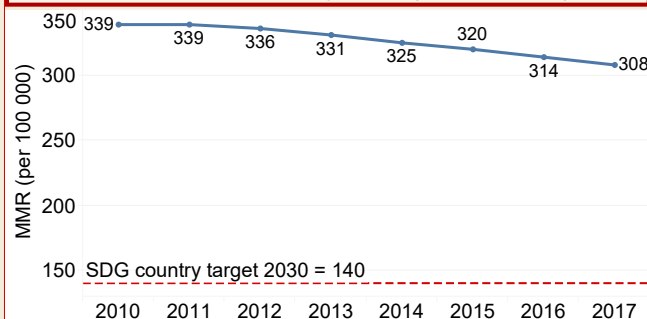
2. Legal status of abortion

	No	Yes
On request	✗	
For economic or social reasons	✗	
In cases of foetal impairment		✓
In cases of incest		✓
In cases of intellectual/cognitive disability of the woman	✗	
In cases of rape		✓
To preserve a woman's health	✗	
To preserve a woman's mental health		✓
To preserve a woman's physical health		✓
To save a woman's life		✓
Other		✓

3. Causes of maternal death (2017)



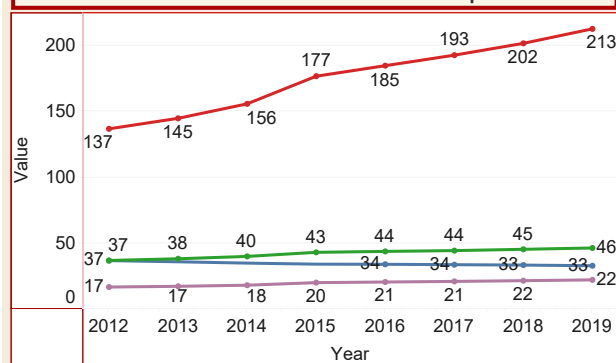
4. Maternal mortality ratio (2010- 2017)



5. Annual average rate of reduction: 2010-2017 vs 2010-2030

Current AARR in MMR	1.4%
Expected AARR to reach MMR target 2030	5.5%

6. FP indicators and unsafe abortions averted due to modern contraceptive use



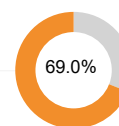
Legend

- Contraceptive prevalence - modern methods (%)
- Demand satisfied for modern contraception (%)
- Unmet need for family planning (%)
- Unsafe abortions averted (000's)

7. Available in National Essential Medicines List - (2010)

Misoprostol	✓
Mifepristone	✓
Misoprostol + Mifepristone combination	✗

8. Post-abortion contraceptive acceptance



References

- 1: United Nations, Department of Economic and Social Affairs, Population Division (2019). World Population Prospects 2019, custom data acquired via website in July 2020; DHS and national surveys compiled in WHO Global Observatory and UNFPA global databases accessed in July 2020; ICF, 2015. The DHS Program STATCompiler. Funded by USAID. Available from: <http://www.statcompiler.com>. Accessed July 2020
- 2: Global Abortion Policy Database (<https://abortion-policies.srhr.org/>) accessed in July 2020
- 3: Global Burden of Disease Study 2017 (GBD 2017) Results. Seattle, United States: Institute for Health Metrics and Evaluation (IHME), 2018. Available from <http://ghdx.healthdata.org/gbd-results-tool>
- 4: Trends in maternal mortality 2000 to 2017: estimates by WHO, UNICEF, UNFPA, World Bank Group and the United Nations Population Division
- 5: From FP2020 2019 Progress Report, most recent national surveys (DHS,PMA2020, MICS,RHS and other national surveys). At: <http://progress.familyplanning2020.org/resources>
- 6: Global Abortion Policy Database (<https://abortion-policies.srhr.org/>) accessed in July 2020
- 7: Global Abortion Policy Database (<https://abortion-policies.srhr.org/>) accessed in July 2020
8. Janie Benson et al (2018) What contraception do women use after abortion? An analysis of 319,385 cases from eight countries, Gl.

Definitions and abbreviations

Unsafe abortions averted due to modern contraceptive use: Number of unsafe abortions that did not occur during a specified reference period as a result of the protection provided by modern contraceptive use during the reference period.

Contraceptive prevalence - Modern Methods: Percentage of women of reproductive age who are using (or whose partner is using) a modern contraceptive method at a particular point in time

Unmet need: percentage of fecund women of reproductive age who want no more children or to postpone having the next child, but are not using a contraceptive method, plus women who are currently using a traditional method of family planning

FP - Family planning, **MMR** - Maternal Mortality Ratio

For further information:
 Reproductive Maternal Health & Ageing(RMH)
 Programme (afgofhrwh@who.int), Universal Health Coverage/Life course Cluster

