



NAMIBIA COVID-19 SITUATION REPORT NO. 251

Outbreak Name	COVID-19 outbreak	Country affected	Namibia
Date & Time	24.11.2020 17h00	Investigation start Date	13 March 2020
Prepared by	Surveillance Team		

HIGHLIGHTS/SITUATION UPDATE (24/11/2020)

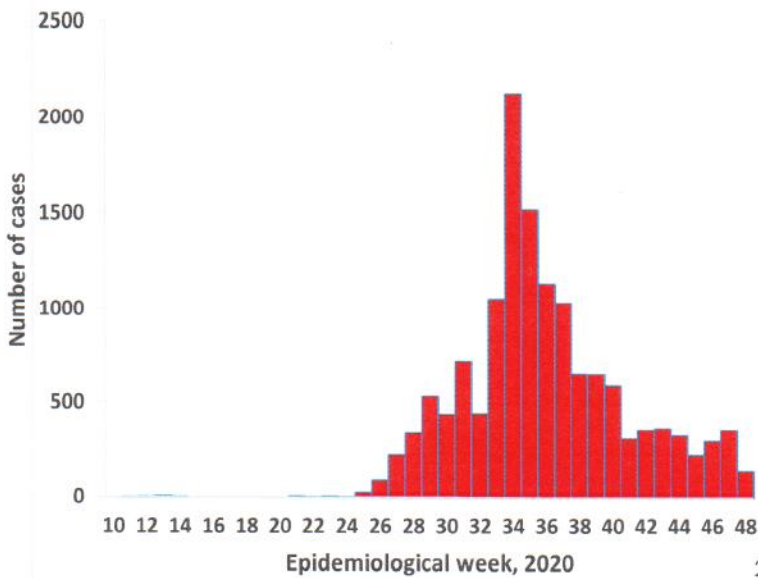
- A total of **14006** cases have been recorded to-date, representing **0.6%** of the population.
- More male cases **7675 (54.8%)** were recorded compared to female cases **6331 (45.2%)**.
- Of the total confirmed cases, **547 (3.9%)** Health Workers (HWs) have tested positive for COVID-19 to-date.
 - 359 (65.6%) State; 185 (33.8%) Private, 3 (0.5%) Non-Governmental Organizations.
 - 452 (82.6%) recoveries and 3 (0.5%) deaths.
- The recovery rate now stands at **95.2%**
- All fourteen (14) regions have reported confirmed cases; Khomas and Erongo regions reported the highest with **6251 (44.6%)** and **4034 (28.8%)** respectively.
 - Of the total fatalities, **112 (77.2%)** are COVID-19 deaths while **33 (22.8%)** are COVID-19 related deaths.

TOTAL	TODAY
Tested 149041	Tested 1170
Confirmed 14006	Confirmed 68
Active 519	Active 519
Recovered 13339	Recovered 67
Death 145	Death 0

Table 1: Distribution of confirmed COVID-19 cases by region, 24 November 2020

Region	Total No. of cases	Active cases	Recoveries	Deaths	Deaths in 24 hours	Cumulative deaths with co-morbidities	Non-COVID deaths	Health Workers
Erongo	4034	48	3944	41	0	38	1	73
Hardap	747	81	659	7	0	5	0	23
//Kharas	516	88	423	5	0	4	0	16
Kavango East	215	4	208	3	0	2	0	21
Kavango West	8	0	7	1	0	1	0	1
Khomas	6251	196	5984	71	0	69	0	342
Kunene	37	2	35	0	0	0	0	0
Ohangwena	224	2	219	2	0	0	1	6
Omaheke	136	11	122	3	0	2	0	4
Omusati	79	6	72	1	0	0	0	6
Oshana	827	55	766	6	0	5	0	20
Oshikoto	448	12	435	0	0	0	1	7
Otjozondjupa	403	14	384	5	0	4	0	15
Zambezi	81	0	81	0	0	0	0	12
Total	14006	519	13339	145	0	130	3	547

EPIDEMIOLOGICAL SITUATION IN NAMIBIA



**Figure 1: Epi-curve for confirmed COVID-19 cases
As of 24 November 2020**

- A highest peak of **2123 (15.2%)** cases was recorded during week 34 (Figure 1).
- After a peak in epi-week 34, the country saw a gradual reduction in the average number of confirmed cases up to week 44 after which a rise started again.
- The National Call center continues operation for 24 hours daily. Today (24/11/2020), **773** calls were answered including **67** alerts.

- Of the total confirmed cases, **9787 (69.9%)** are in the 20-49 years age-brackets which constitutes the majority of the recorded cases.
- A total of **1810 (12.9%)** of the confirmed cases are among the 5-19 years category.
- The under 5 years age group make up **341 (2.4%)** of the total cases whereas, **657 (4.7%)** are above 60 years of age.

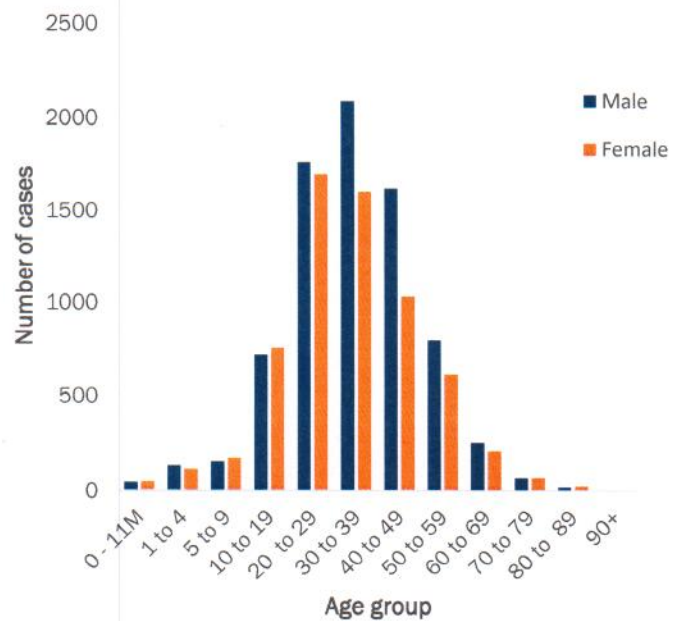


Figure 2: Age and Sex distribution of COVID-19 confirmed cases, as of 24 November 2020

**Table 2: COVID-19 specimen recorded at the Laboratories
As of 24 November 2020**

VARIABLES	TOTAL
Total samples received by the Laboratory	149159
Total samples tested	142320
Total samples re-tested	6721
Total positive results	14006
Total negative results	128263
Total samples discarded	117
Invalid results	1
Total pending results	0
Indeterminant/Inconclusive	51
Suspected cases in 24 hours (excludes re-tests)	1164

- To date, **149041** tests (including **6721** re-tests) have been conducted by NIP, Path-Care, NAMDEB, UNAM and Namib Poultry laboratories.
- Since the beginning of the outbreak, **35469** contacts of confirmed cases have been identified, **75** new contacts were identified within the last 24 hours from 12 regions.
- Cumulatively, **32755** contacts have completed their monitoring period, while a total of **4332 (30.9%)** contacts of confirmed cases have tested positive.
- Today, **2124 (71.2%)** out of **2982** active contacts were monitored.

Table 3: Number of people in mandatory quarantine facilities, 24 November 2020

Region	Newly quarantined 24 Hrs.	Cumulative number	Number discharged	Number in quarantine now	Truck Drivers quarantined in 24 hrs.
Erongo	18	4163	4081	82	0
Hardap	5	916	906	10	0
Kavango	0	794	777	17	0
Khomas	0	2926	2867	59	0
//Kharas	0	2928	2914	14	0
Kunene	0	834	825	9	0
Ohangwena	0	564	559	5	0
Omaheke	19	1647	1578	69	0
Omusati	1	415	406	9	0
Oshana	0	359	358	1	0
Oshikoto	0	2589	2456	133	0
Otjozondjupa	0	968	966	2	0
Zambezi	12	1021	981	40	0
Total	55	20124	19674	450	0

➤ Since March 2020, **20124** people have been placed into mandatory quarantine facilities around the country.

➤ A total of **450** people are currently in quarantine, with **55** new admissions in the last 24 hours.

PUBLIC HEALTH ACTION(S)

- Expanded Targeted Testing is being conducted at institutions that have confirmed positive cases.
- Virtual training on Integrated Disease Surveillance Response (IDSR) is ongoing country-wide.
- Public awareness on COVID-19 prevention measures is ongoing.
- The government and developmental partners continue to prioritise continuation of essential health services.

CHALLENGES

- Lack of isolation units and facilities in the country for special cases in closed settings such as police holding cells and prisons.

RECOMMENDATIONS

- Establish fully equipped isolation units and facilities for identified special cases throughout the country.

Approved



Incident Manager


24 November 2020




Secretariat

For enquiries, please contact
Namibia Public Health Emergency Operations Centre:

 PHEOC@mhss.gov.na

 0800 100 100

 0851 100 100