



ABORTION HEALTH PROFILE

UGANDA 2019



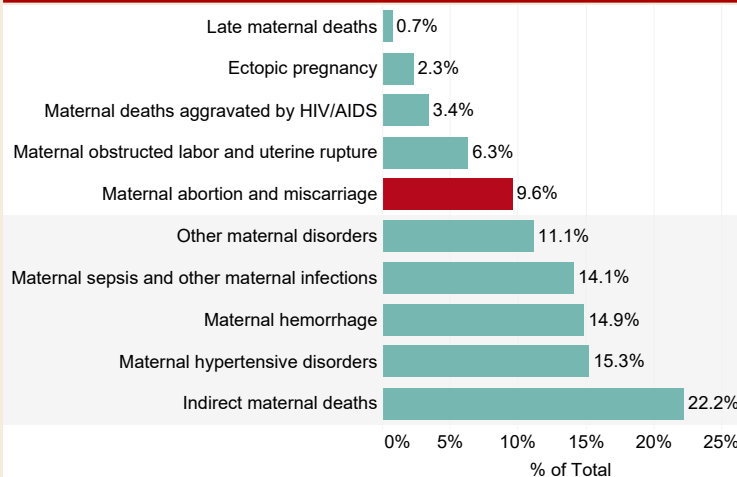
1. General Statistics

Total population (000's), 2019	44,270
Total female population (15 - 49 years) (000's), 2019	10,515
Unintended pregnancies (000's), 2019	1,157
Adolescent birth rate (per 1000 women aged 15-19 years), 2015	132
Proportion of women who make their own informed decisions regarding sexual relations (% of women aged 15-49 years), 2016	87
Total fertility rate 15-49 (births per woman), 2018	5

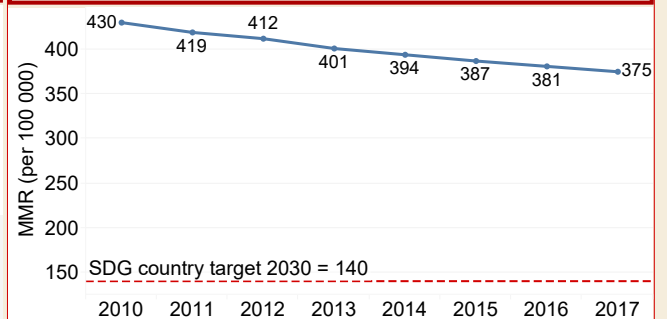
2. Legal status of abortion

	Not specif..	Yes
On request	<input type="radio"/>	
For economic or social reasons	<input type="radio"/>	
In cases of foetal impairment	<input type="radio"/>	
In cases of incest	<input type="radio"/>	
In cases of intellectual/cognitive disability of the woman	<input type="radio"/>	
In cases of rape	<input type="radio"/>	
To preserve a woman's health	<input type="radio"/>	
To preserve a woman's mental health	<input type="radio"/>	
To preserve a woman's physical health	<input type="radio"/>	
To save a woman's life		<input checked="" type="checkbox"/>
Other		<input checked="" type="checkbox"/>

3. Causes of maternal death (2017)



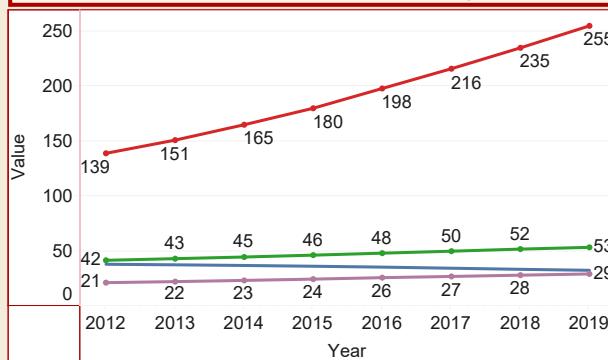
4. Maternal mortality ratio (2010- 2017)



5. Annual average rate of reduction: 2010-2017 vs 2010-2030

Current AARR in MMR	2.0%
Expected AARR to reach MMR target 2030	5.5%

6. FP indicators and unsafe abortions averted due to modern contraceptive use



Legend

- Unsafe abortions averted (000's)
- Contraceptive prevalence - modern methods (%)
- Demand satisfied for modern contraception (%)
- Unmet need for family planning (%)

7. Available in National Essential Medicines List - (2017)

Misoprostol	<input checked="" type="checkbox"/>
Mifepristone	<input checked="" type="checkbox"/>
Misoprostol + Mifepristone combination	<input checked="" type="checkbox"/>

8. Post-abortion contraceptive acceptance



References

- 1: United Nations, Department of Economic and Social Affairs, Population Division (2019). World Population Prospects 2019, custom data acquired via website in July 2020; DHS and national surveys compiled in WHO Global Observatory and UNFPA global databases accessed in July 2020; ICF, 2015. The DHS Program STATcompiler. Funded by USAID. Available from: <http://www.statcompiler.com>. Accessed July 2020
- 2: Global Abortion Policy Database (<https://abortion-policies.srhr.org>) accessed in July 2020
- 3: Global Burden of Disease Study 2017 (GBD 2017) Results.Seattle, United States: Institute for Health Metrics and Evaluation (IHME), 2018. Available from <http://ghdx.healthdata.org/gbd-results-tool>
- 4: Trends in maternal mortality 2000 to 2017: estimates by WHO, UNICEF, UNFPA, World Bank Group and the United Nations Population Division
- 5: From FP2020 2019 Progress Report, most recent national surveys (DHS,PMA2020, MICS,RHS and other national surveys). At: <http://progress.familyplanning2020.org/resources>
- 7: Global Abortion Policy Database (<https://abortion-policies.srhr.org>) accessed in July 2020

Definitions and abbreviations

Unsafe abortions averted due to modern contraceptive use: Number of unsafe abortions that did not occur during a specified reference period as a result of the protection provided by modern contraceptive use during the reference period.
Contraceptive prevalence - Modern Methods: Percentage of women of reproductive age who are using (or whose partner is using) a modern contraceptive method at a particular point in time
Unmet need: percentage of fecund women of reproductive age who want no more children or to postpone having the next child, but are not using a contraceptive method, plus women who are currently using a traditional method of family planning
FP - Family planning, **MMR** - Maternal Mortality Ratio

For further information:
 Reproductive Maternal Health & Ageing(RMH)
 Programme (afgofhrwh@who.int), Universal Health Coverage/Life course Cluster

