



NAMIBIA COVID-19 SITUATION REPORT NO. 294

Outbreak Name	COVID-19 outbreak	Country affected	Namibia
Date & Time	06.01.2021 17h00	Investigation start Date	13 March 2020
Prepared by	Surveillance Team		

HIGHLIGHTS/SITUATION UPDATE (06/01/2021)

TOTAL	TODAY
Tested 218460	Tested 1678
Confirmed 26682	Confirmed 363
Active 3773	Active 3773
Recovered 22666	Recovered 466
Death 240	Death 5

- A total of **26682** cases have been recorded to-date, representing **1.1%** of the population.
- More male cases **13650 (51.2%)** were recorded compared to female cases **13032 (48.8%)**.
- Of the total confirmed cases, **1238 (4.6%)** Health Workers (HWs) have tested positive for COVID-19 to-date.
 - 943 (76.2%) State; 291 (23.5%) Private, 4 (0.3%) Non-Governmental Organizations.
 - 960 (77.5%) recoveries and 4 (0.3%) deaths.
- The recovery rate now stands at **84.9%**.
- All fourteen (14) regions have reported confirmed cases; Khomas and Erongo regions reported the highest with **12450 (46.7%)** and **5845 (21.9%)** respectively.
- Of the total fatalities, **193 (80.4%)** are COVID-19 deaths while **47 (19.5%)** are COVID-19 related deaths.

Table 1: Distribution of confirmed COVID-19 cases by region, 06 January 2021

Region	Total No. of cases	Active cases	Recoveries	Cumulative Deaths	Deaths in 24 hours	Cumulative deaths with co-morbidities	Non-COVID deaths	Health Workers
Erongo	5845	753	5033	58	2	54	1	136
Hardap	1100	128	964	8	0	6	0	31
//Kharas	1637	515	1109	13	0	10	0	71
Kavango East	376	133	239	4	0	2	0	36
Kavango West	15	7	7	1	0	1	0	1
Khomas	12450	889	11450	111	1	104	0	631
Kunene	592	98	490	4	0	4	0	33
Oshana	371	74	294	2	0	0	1	19
Omaheke	323	66	250	7	0	5	0	19
Omusati	281	74	204	3	0	2	0	17
Oshana	1536	501	1023	12	0	10	0	123
Oshikoto	853	237	614	1	0	1	1	53
Otjondjupa	1140	222	905	13	2	9	0	51
Zambezi	163	76	84	3	0	3	0	17
Total	26682	3773	22666	240	5	211	3	1238

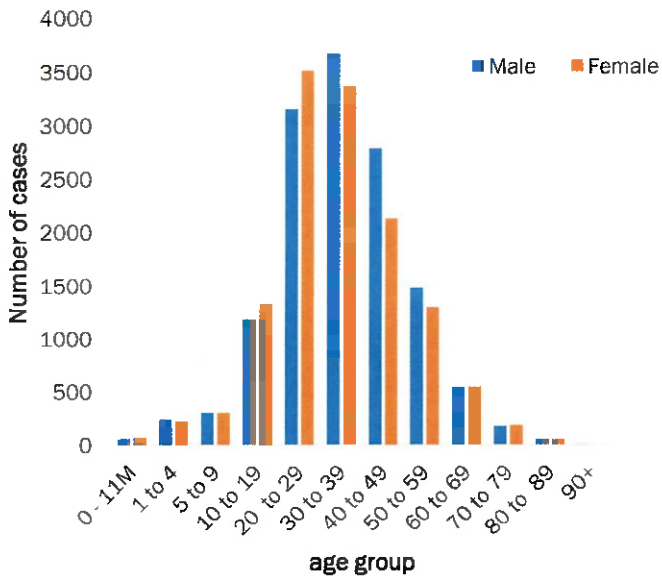


Figure 1: Age and Sex distribution of COVID-19 confirmed cases, as of 06 January 2021

- Of the total confirmed cases, **18616 (69.8%)** are in the 20-49 years age-brackets which constitutes the majority of the recorded cases.
- A total of **3116 (11.7%)** of the confirmed cases are among the 5-19 years category.
- The under 5 years age group make **589 (2.2%)** of the total cases whereas, **1578 (5.9%)** are above 60 years of age.

Table 2: Number of people in mandatory quarantine facilities 06 January 2021

Region	Newly quarantined 24 Hrs.	Cumulative number	Number discharged	Number in quarantine now
Erongo	21	4564	4515	49
Hardap	6	1153	1082	71
Kavango	0	927	901	26
Khomas	0	3092	3080	12
//Kharas	0	3897	3791	106
Kunene	56	2067	1708	359
Ohangwena	13	601	589	12
Omaheke	0	2204	2050	154
Omusati	11	508	489	19
Oshana	0	381	376	5
Oshikoto	0	4224	3578	646
Otjozondjupa	0	1071	1071	0
Zambezi	0	1245	1215	30
Total	107	25934	24445	1489

- Since March 2020, **25934** people have been placed into mandatory quarantine facilities around the country.
- A total of **1489** people are currently in quarantine, with **107** new admissions.

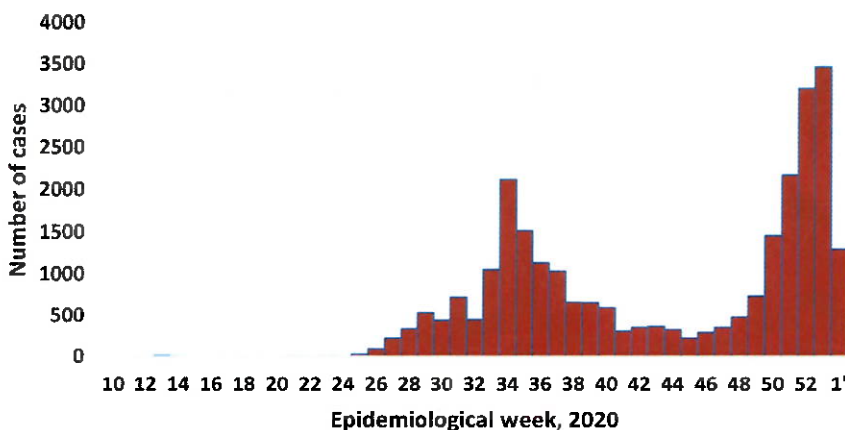


Figure 2: Epi-curve for confirmed COVID-19 cases, As of 06 January 2021

- A highest peak of **3463 (13%)** cases was recorded during week 53 (Figure 2).
- The National Call center continues operation for 24 hours daily.

Today (06/01/2021) **1183** calls were answered including **93** alerts.

VARIABLES	TOTAL
Total samples received by the Laboratory	218578
Total samples tested	209040
Total samples re-tested	9420
Total positive results	26682
Total negative results	182300
Total samples discarded	117
Invalid results	1
Total pending results	0
Indeterminant/Inconclusive	58
Suspected cases in 24 hours (excludes re-tests)	1584

- To date, **218460** tests (including **9420** re-tests) have been conducted by NIP, Path-Care, NAMDEB, UNAM, Namib Poultry and Central Veterinary laboratories.
- Since the beginning of the outbreak, **50554** contacts of confirmed cases have been identified, **704** new contacts were identified within the last 24 hours from 12 regions.
- Cumulatively, **44162** contacts have completed their monitoring period, while a total of **5856 (21.9%)** contacts of confirmed cases have tested positive.
- Today, **4385 (71.3%)** out of **6149** active contacts monitored.

PUBLIC HEALTH ACTION(S)

- Public awareness on COVID-19 prevention measures is ongoing.
- The government and developmental partners continue to prioritise continuation of essential health services.

CHALLENGES


- Lack of isolation units and facilities in the regions.
- Non-adherence to COVID-19 prevention measures by the general public.

RECOMMENDATIONS

- Establish fully equipped isolation units and facilities throughout the country.
- Continue to give awareness on the importance of adhering to COVID -19 prevention measures; with the involvement of the Security Cluster.

APPROVED


 INCIDENT MANAGER
 06 JANUARY 2021


 SECRETARIAT

For enquiries, please contact
 Namibia Public Health Emergency Operations Centre:

 PHEOC@mhss.gov.na

 0800 100 100

 0851 100 100