



## NAMIBIA COVID-19 SITUATION REPORT NO. 279

|                        |                     |                                 |               |
|------------------------|---------------------|---------------------------------|---------------|
| <b>Outbreak Name</b>   | COVID-19 outbreak   | <b>Country affected</b>         | Namibia       |
| <b>Date &amp; Time</b> | 22.12.2020<br>17h00 | <b>Investigation start Date</b> | 13 March 2020 |
| <b>Prepared by</b>     | Surveillance Team   |                                 |               |

### HIGHLIGHTS/SITUATION UPDATE (22 /12/2020)

#### TOTAL

Tested 191362

Confirmed 19984

Active 2906

Recovered 16892

Death 183

#### TODAY

Tested 1773

Confirmed 355

Active 2906

Recovered 575

Death 2

- A total of **19984** cases have been recorded to-date, representing **0.8%** of the population.
- More male cases **10517 (52.6%)** were recorded compared to female cases **9467 (47.8%)**.
- Of the total confirmed cases, **860 (4.3%)** Health Workers (HWs) have tested positive for COVID-19 to-date.
  - 588 (68.4%) State; 268 (31.2%) Private, 4 (0.5%) Non-Governmental Organizations.
  - 574 (66.7%) recoveries and 3 (0.3%) deaths.
- The recovery rate now stands at **84.5%**.
- All fourteen (14) regions have reported confirmed cases; Khomas and Erongo regions reported the highest with **9704 (48.6%)** and **4748 (23.8%)** respectively.
- Of the total fatalities, **140 (76.5%)** are COVID-19 deaths while **43 (23.5%)** are COVID-19 related deaths.

**Table 1: Distribution of confirmed COVID-19 cases by region, 22 December 2020**

| Region       | Total No. of cases | Active cases | Recoveries   | Cumulative Deaths | Deaths in 24 hours | Cumulative deaths with co-morbidities | Non-COVID deaths | Health Workers |
|--------------|--------------------|--------------|--------------|-------------------|--------------------|---------------------------------------|------------------|----------------|
| Erongo       | 4748               | 384          | 4319         | 44                | 0                  | 41                                    | 1                | 99             |
| Hardap       | 869                | 69           | 793          | 7                 | 0                  | 5                                     | 0                | 27             |
| //Kharas     | 1093               | 277          | 809          | 7                 | 0                  | 5                                     | 0                | 46             |
| Kavango East | 256                | 45           | 208          | 3                 | 0                  | 2                                     | 0                | 25             |
| Kavango West | 9                  | 1            | 7            | 1                 | 0                  | 1                                     | 0                | 1              |
| Khomas       | 9704               | 1404         | 8212         | 88                | 1                  | 83                                    | 0                | 488            |
| Kunene       | 239                | 122          | 114          | 3                 | 0                  | 3                                     | 0                | 14             |
| Ohangwena    | 252                | 8            | 241          | 2                 | 0                  | 0                                     | 1                | 7              |
| Omaheke      | 195                | 20           | 170          | 5                 | 0                  | 4                                     | 0                | 7              |
| Omusati      | 122                | 23           | 97           | 2                 | 0                  | 1                                     | 0                | 8              |
| Oshana       | 1078               | 170          | 897          | 11                | 0                  | 9                                     | 0                | 80             |
| Oshikoto     | 553                | 52           | 499          | 1                 | 0                  | 1                                     | 1                | 17             |
| Otjozondjupa | 773                | 323          | 442          | 8                 | 1                  | 5                                     | 0                | 26             |
| Zambezi      | 93                 | 8            | 84           | 1                 | 0                  | 1                                     | 0                | 15             |
| <b>Total</b> | <b>19984</b>       | <b>2906</b>  | <b>16892</b> | <b>183</b>        | <b>2</b>           | <b>161</b>                            | <b>3</b>         | <b>860</b>     |

# EPIDEMIOLOGICAL SITUATION IN NAMIBIA

**Table 2: COVID-19 specimen recorded at the Laboratories  
As of 22 December 2020**

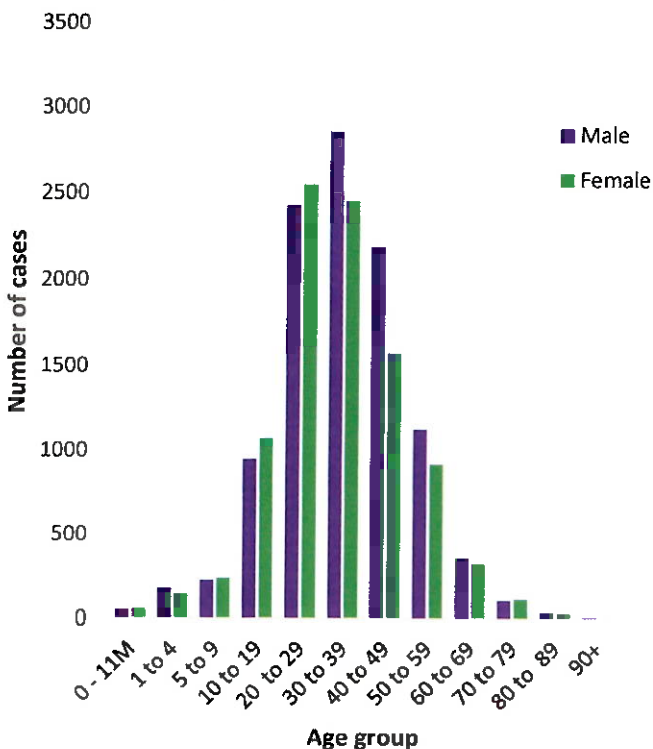
| VARIABLES                                       | TOTAL  |
|---|--------|
| Total samples received by the Laboratory        | 191480 |
| Total samples tested                            | 183663 |
| Total samples re-tested                         | 7699   |
| Total positive results                          | 19984  |
| Total negative results                          | 163625 |
| Total samples discarded                         | 117    |
| Invalid results                                 | 1      |
| Total pending results                           | 0      |
| Indeterminant/Inconclusive                      | 54     |
| Suspected cases in 24 hours (excludes re-tests) | 1724   |

- To date, **191362** tests (including **7699** re-tests) have been conducted by NIP, Path-Care, NAMDEB, UNAM, Namib Poultry and Central Veterinary laboratories.
- Since the beginning of the outbreak, **44240** contacts of confirmed cases have been identified, **869** new contacts were identified within the last 24 hours from 12 regions.
- Cumulatively, **38644** contacts have completed their monitoring period, while a total of **5097 (25.5%)** contacts of confirmed cases have tested positive.
- Today, **5184 (96.6%)** out of **5365** active contacts monitored.

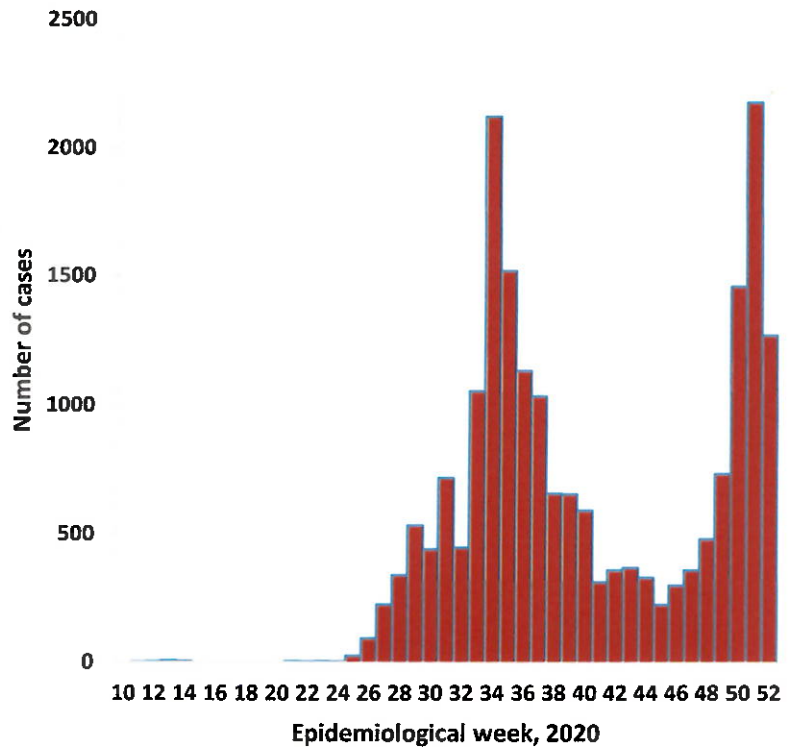
➤ A highest peak of **2178 (10.9%)** cases was recorded during week 51 (Figure 1).

➤ The National Call center continues operation for 24 hours daily.

Today (22/12/2020) **959** calls were answered including **112** alerts.



**Figure 2: Age and Sex distribution of COVID-19 confirmed cases, as of 22 December 2020**



**Figure 1: Epi-curve for confirmed COVID-19 cases  
As of 22 December 2020**

➤ Of the total confirmed cases, **14048 (70.3%)** are in the 20-49 years age-brackets which constitutes the majority of the recorded cases.

➤ A total of **2481 (12.4%)** of the confirmed cases are among the 5-19 years category.

➤ The under 5 years age group make **425 (2.1%)** of the total cases whereas, **989 (4.9%)** are above 60 years of age.

**Table 3: Number of people in mandatory quarantine facilities, 22 December 2020**

| Region       | Newly quarantined 24 Hrs. | Cumulative number | Number discharged | Number in quarantine now | Truck Drivers quarantined in 24 hrs. |
|--------------|---------------------------|-------------------|-------------------|--------------------------|--------------------------------------|
| Erongo       | 6                         | 4470              | 4418              | 52                       | 0                                    |
| Hardap       | 1                         | 1011              | 983               | 28                       | 0                                    |
| Kavango      | 0                         | 905               | 869               | 36                       | 0                                    |
| Khomas       | 15                        | 3057              | 3002              | 55                       | 0                                    |
| //Kharas     | 314                       | 3897              | 3640              | 257                      | 0                                    |
| Kunene       | 95                        | 1350              | 1075              | 275                      | 0                                    |
| Ohangwena    | 0                         | 575               | 570               | 5                        | 0                                    |
| Omaheke      | 0                         | 1875              | 1834              | 41                       | 0                                    |
| Omusati      | 2                         | 473               | 448               | 25                       | 0                                    |
| Oshana       | 7                         | 372               | 366               | 6                        | 0                                    |
| Oshikoto     | 122                       | 3605              | 3192              | 413                      | 0                                    |
| Otjozondjupa | 0                         | 1032              | 981               | 51                       | 0                                    |
| Zambezi      | 0                         | 1174              | 1113              | 61                       | 0                                    |
| <b>Total</b> | <b>562</b>                | <b>23796</b>      | <b>22491</b>      | <b>1305</b>              | <b>0</b>                             |

- Since March 2020, **23796** people have been placed into mandatory quarantine facilities around the country.
- A total of **1305** people are currently in quarantine, with **562** new admissions.

#### PUBLIC HEALTH ACTION(S)

- Public awareness on COVID-19 prevention measures is ongoing.
- The government and developmental partners continue to prioritise continuation of essential health services.

#### CHALLENGES

- Lack of isolation units and facilities in the regions.
- Non-adherence to COVID-19 prevention measures by the general public.

#### RECOMMENDATIONS


- Establish fully equipped isolation units and facilities throughout the country.
- Continue to give awareness on the importance of adhering to COVID -19 prevention measures.

Approved



Incident Manager

22 December 2020



Secretariat

For enquiries, please contact  
Namibia Public Health Emergency Operations Centre;

 [PHEOC@mhss.gov.na](mailto:PHEOC@mhss.gov.na)

 0800 100 100

 0851 100 100