



## NAMIBIA COVID-19 SITUATION REPORT NO. 282

<b>Outbreak Name</b>	COVID-19 outbreak	<b>Country affected</b>	Namibia
<b>Date &amp; Time</b>	25.12.2020 17h00	<b>Investigation start Date</b>	13 March 2020
<b>Prepared by</b>	Surveillance Team		

### HIGHLIGHTS/SITUATION UPDATE (25 /12/2020)

- A total of **21398** cases have been recorded to-date, representing **0.9%** of the population.
- More male cases **11175 (52.2%)** were recorded compared to female cases **10223 (47.8%)**.
- Of the total confirmed cases, **901 (4.2%)** Health Workers (HWs) have tested positive for COVID-19 to-date.
  - 628 (69.7%) State; 269 (29.9%) Private, 4 (0.4%) Non-Governmental Organizations.
  - 574 (63.7%) recoveries and 3 (0.3%) deaths.
- The recovery rate now stands at **83.4%**.
- All fourteen (14) regions have reported confirmed cases; Khomas and Erongo regions reported the highest with **10390 (48.6%)** and **4909 (22.9%)** respectively.
- Of the total fatalities, **144 (77%)** are COVID-19 deaths while **43 (23%)** are COVID-19 related deaths.

#### TOTAL

Tested 196839

Confirmed 21398

Active 3357

Recovered 17851

Death 187

#### TODAY

Tested 585

Confirmed 136

Active 3357

Recovered 249

Death 0

**Table 1: Distribution of confirmed COVID-19 cases by region, 25 December 2020**

Region	Total No. of cases	Active cases	Recoveries	Cumulative Deaths	Deaths in 24 hours	Cumulative deaths with co-morbidities	Non-COVID deaths	Health Workers
Erongo	4909	543	4319	46	2	43	1	102
Hardap	920	93	820	7	0	5	0	27
//Kharas	1194	323	864	7	0	5	0	49
Kavango East	285	43	239	3	0	2	0	25
Kavango West	10	2	7	1	0	1	0	1
Khomas	10390	1400	8901	89	1	84	0	498
Kunene	337	220	114	3	0	3	0	21
Oshana	272	28	241	2	0	0	1	8
Omaheke	207	30	172	5	0	4	0	8
Omusati	154	33	118	3	1	2	0	10
Oshana	1181	273	897	11	0	9	0	85
Oshikoto	594	93	499	1	0	1	1	21
Otjozondjupa	846	262	576	8	0	5	0	31
Zambezi	99	14	84	1	0	1	0	15
<b>Total</b>	<b>21398</b>	<b>3357</b>	<b>17851</b>	<b>187</b>	<b>0</b>	<b>165</b>	<b>3</b>	<b>901</b>

## EPIDEMIOLOGICAL SITUATION IN NAMIBIA

**Table 2: COVID-19 specimen recorded at the Laboratories  
As of 25 December 2020**

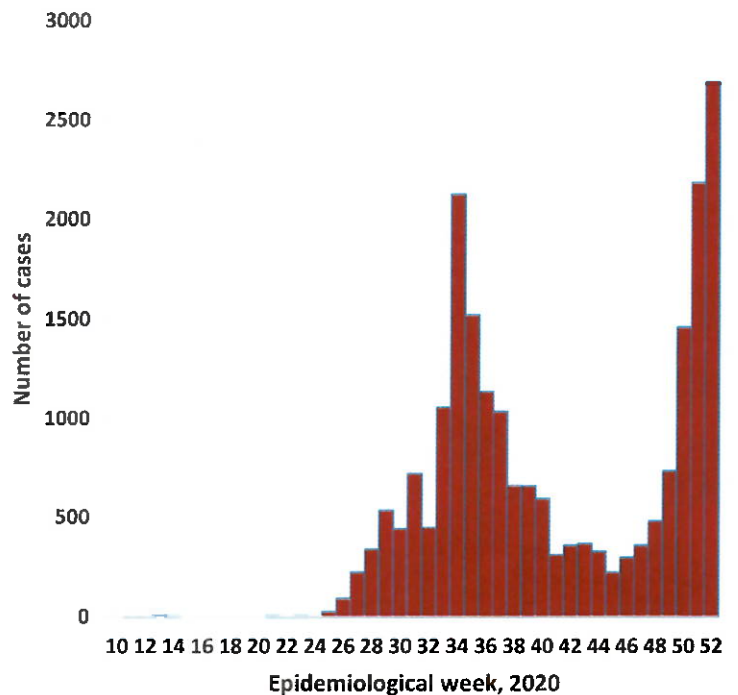
VARIABLES	TOTAL
Total samples received by the Laboratory	196473
Total samples tested	188909
Total samples re-tested	7930
Total positive results	21398
Total negative results	167455
Total samples discarded	117
Invalid results	1
Total pending results	0
Indeterminant/Inconclusive	56
Suspected cases in 24 hours (excludes re-tests)	557

- To date, **196839** tests (including **7930** re-tests) have been conducted by NIP, Path-Care, NAMDEB, UNAM, Namib Poultry and Central Veterinary laboratories.
- Since the beginning of the outbreak, **45249** contacts of confirmed cases have been identified, **365** new contacts were identified within the last 24 hours from 8 regions.
- Cumulatively, **39099** contacts have completed their monitoring period, while a total of **5182 (24.2%)** contacts of confirmed cases have tested positive.
- Today, **5593 (94.6%)** out of **5910** active contacts monitored.

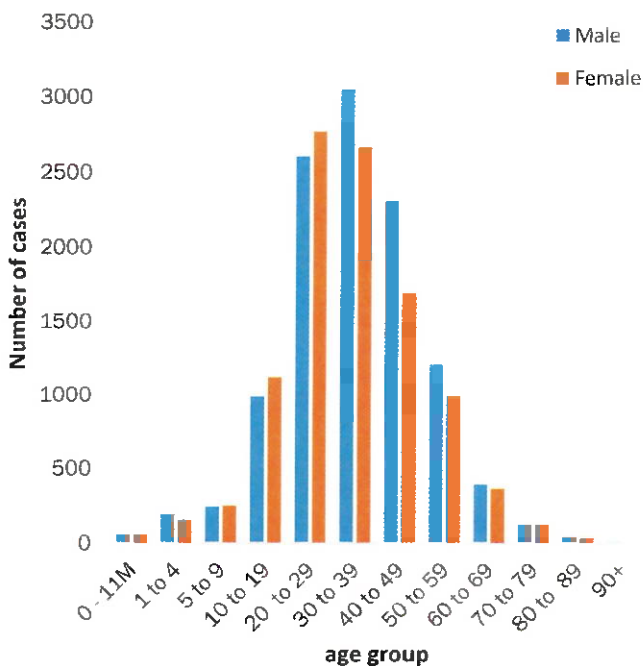
➤ A highest peak of **2684 (12.5%)** cases was recorded during week 52 (Figure 1).

➤ The National Call center continues operation for 24 hours daily.

Today (25/12/2020) **780** calls were answered including **59** alerts.



**Figure 1: Epi-curve for confirmed COVID-19 cases  
As of 25 December 2020**



**Figure 2: Age and Sex distribution of COVID-19 confirmed cases, as of 25 December 2020**

- Of the total confirmed cases, **15056 (70.4%)** are in the 20-49 years age-brackets which constitutes the majority of the recorded cases.
- A total of **2598 (12.1%)** of the confirmed cases are among the 5-19 years category.
- The under 5 years age group make **459 (2.1%)** of the total cases whereas, **1094 (5.1%)** are above 60 years of age.

**Table 3: Number of people in mandatory quarantine facilities, 25 December 2020**

Region	Newly quarantined 24 Hrs.	Cumulative number	Number discharged	Number in quarantine now	Truck Drivers quarantined in 24 hrs.
Erongo	0	4477	4418	59	0
Hardap	2	1052	1006	46	0
Kavango	0	905	872	33	0
Khomas	0	3063	3031	32	0
//Kharas	0	3897	3640	257	0
Kunene	32	1527	1118	409	0
Ohangwena	0	575	570	5	0
Omaheke	10	1998	1841	157	0
Omusati	7	480	454	26	0
Oshana	3	378	371	7	0
Oshikoto	0	3698	3206	492	0
Otjozondjupa	0	1032	981	51	0
Zambezi	0	1187	1144	43	0
<b>Total</b>	<b>54</b>	<b>24269</b>	<b>22652</b>	<b>1617</b>	<b>0</b>

➤ Since March 2020, **24269** people have been placed into mandatory quarantine facilities around the country.

➤ A total of **1617** people are currently in quarantine, with **54** new admissions.

**PUBLIC HEALTH ACTION(S)**

- Public awareness on COVID-19 prevention measures is ongoing.
- The government and developmental partners continue to prioritise continuation of essential health services.

**CHALLENGES**


- Lack of isolation units and facilities in the regions.
- Non-adherence to COVID-19 prevention measures by the general public.

**RECOMMENDATIONS**


- Establish fully equipped isolation units and facilities throughout the country.
- Continue to give awareness on the importance of adhering to COVID -19 prevention measures.

Approved


  
 Incident Manager  
 December 2020

  
 Secretariat25

For enquiries, please contact  
**Namibia Public Health Emergency Operations Centre:**

 [PHEOC@mhss.gov.na](mailto:PHEOC@mhss.gov.na)

 0800 100 100

 0851 100 100