



## NAMIBIA COVID-19 SITUATION REPORT NO. 292

Outbreak Name	COVID-19 outbreak	Country affected	Namibia
Date & Time	04.01.2021 17h00	Investigation start Date	13 March 2020
Prepared by	Surveillance Team		

### HIGHLIGHTS/SITUATION UPDATE (04/01/2021)

#### TOTAL

Tested 215134

Confirmed 25887

Active 3885

Recovered 21777

Death 222

#### TODAY

Tested 2034

Confirmed 501

Active 3885

Recovered 610

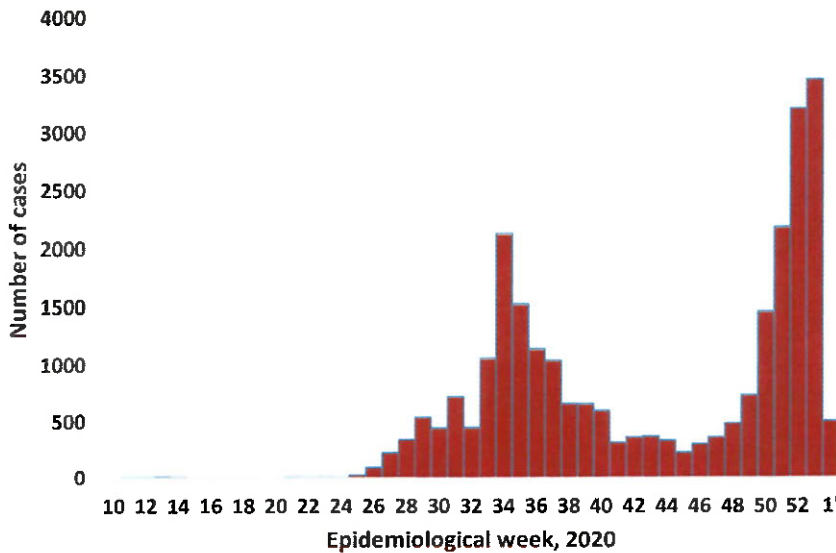
Death 4

- A total of **25887** cases have been recorded to-date, representing **1%** of the population.
- More male cases **13266 (51.2%)** were recorded compared to female cases **12621 (48.8%)**.
- Of the total confirmed cases, **1188 (4.6%)** Health Workers (HWs) have tested positive for COVID-19 to-date.
  - 897 (75.5%) State; 287 (24.2%) Private, 4 (0.3%) Non-Governmental Organizations.
  - 747 (62.9%) recoveries and 4 (0.3%) deaths.
- The recovery rate now stands at **84.1%**.
- All fourteen (14) regions have reported confirmed cases; Khomas and Erongo regions reported the highest with **12135 (46.9%)** and **5702 (22.0%)** respectively.
- Of the total fatalities, **175 (78.8%)** are COVID-19 deaths while **47 (21.2%)** are COVID-19 related deaths.

**Table 1: Distribution of confirmed COVID-19 cases by region, 04 January 2021**

Region	Total No. of cases	Active cases	Recoveries	Cumulative Deaths	Deaths in 24 hours	Cumulative deaths with co-morbidities	Non-COVID deaths	Health Workers
Erongo	5702	769	4877	55	1	51	1	131
Hardap	1096	202	887	7	0	5	0	31
//Kharas	1548	513	1023	12	0	9	0	67
Kavango East	354	111	239	4	0	2	0	35
Kavango West	15	7	7	1	0	1	0	1
Khomas	12135	868	11164	103	2	96	0	610
Kunene	581	119	458	4	0	4	0	33
Ohangwena	360	83	274	2	0	0	1	19
Omaheke	297	42	250	5	0	4	0	17
Omusati	278	80	195	3	0	2	0	17
Oshana	1440	481	948	11	0	9	0	114
Oshikoto	824	270	552	1	0	1	1	48
Otjozondjupa	1107	277	819	11	0	7	0	48
Zambezi	150	63	84	3	1	3	0	17
Total	25887	3885	21777	222	4	194	3	1188

## EPIDEMIOLOGICAL SITUATION IN NAMIBIA



- A highest peak of **3463 (13.4%)** cases was recorded during week 53 (Figure 1).
- The National Call center continues operation for 24 hours daily.

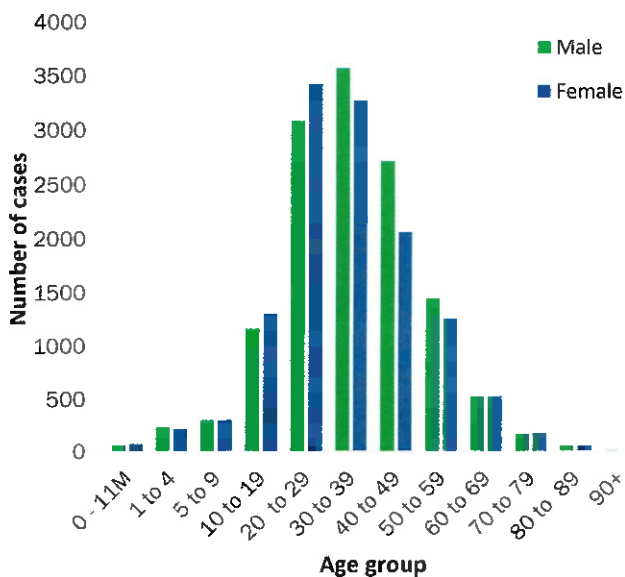
Today (04/01/2021) 1154 calls were answered including 106 alerts.

**Figure 1: Epi-curve for confirmed COVID-19 cases, As of 04 January 2021**

**Table 2: COVID-19 specimen recorded at the Laboratories As of 04 January 2021**

VARIABLES	TOTAL
Total samples received by the Laboratory	215252
Total samples tested	205886
Total samples re-tested	9248
Total positive results	25887
Total negative results	179941
Total samples discarded	117
Invalid results	1
Total pending results	0
Indeterminant/Inconclusive	58
Suspected cases in 24 hours (excludes re-tests)	1881

- To date, **215134** tests (including **9248** re-tests) have been conducted by NIP, Path-Care, NAMDEB, UNAM, Namib Poultry and Central Veterinary laboratories.
- Since the beginning of the outbreak, **49288** contacts of confirmed cases have been identified, **478** new contacts were identified within the last 24 hours from 11 regions.
- Cumulatively, **42592** contacts have completed their monitoring period, while a total of **5714 (22.1%)** contacts of confirmed cases have tested positive.
- Today, **4352 (68.8%)** out of **6325** active contacts monitored.



- Of the total confirmed cases, **18081 (69.8%)** are in the 20-49 years age-brackets which constitutes the majority of the recorded cases.
- A total of **3047 (11.8%)** of the confirmed cases are among the 5-19 years category.
- The under 5 years age group make **569 (2.2%)** of the total cases whereas, **1500 (5.8%)** are above 60 years of age.

**Figure 2: Age and Sex distribution of COVID-19 confirmed cases, as of 04 January 2021**

**Table 3: Number of people in mandatory quarantine facilities, 04 January 2021**

Region	Newly quarantined 24 Hrs.	Cumulative number	Number discharged	Number in quarantine now	Truck Drivers quarantined in 24 hrs.
Erongo	14	4543	4487	56	0
Hardap	31	1133	1077	56	0
Kavango	0	916	900	16	0
Khomas	0	3082	3074	8	0
//Kharas	0	3897	3791	106	0
Kunene	36	1965	1614	351	0
Ohangwena	0	588	581	7	0
Omaheke	27	2159	2050	109	0
Omusati	1	495	488	7	0
Oshana	0	381	376	5	0
Oshikoto	117	4224	3578	646	0
Otjozondjupa	0	1071	1032	39	0
Zambezi	0	1245	1210	35	0
<b>Total</b>	<b>226</b>	<b>25699</b>	<b>24258</b>	<b>1441</b>	<b>0</b>

- Since March 2020, **25699** people have been placed into mandatory quarantine facilities around the country.
- A total of **1441** people are currently in quarantine, with **226** new admissions.

#### PUBLIC HEALTH ACTION(S)

- Public awareness on COVID-19 prevention measures is ongoing.
- The government and developmental partners continue to prioritise continuation of essential health services.

#### CHALLENGES

- Lack of isolation units and facilities in the regions.
- Non-adherence to COVID-19 prevention measures by the general public.


#### RECOMMENDATIONS

- Establish fully equipped isolation units and facilities throughout the country.
- Continue to give awareness on the importance of adhering to COVID -19 prevention measures; with the involvement of the Security Cluster.


Approved

  
Incident Manager


04 January 2021

  
Secretariat

For enquiries, please contact  
Namibia Public Health Emergency Operations Centre:

 [PHEOC@mhss.gov.na](mailto:PHEOC@mhss.gov.na)

 0800 100 100

 0851 100 100