



## NAMIBIA COVID-19 SITUATION REPORT NO. 315

<b>Outbreak Name</b>	COVID-19 outbreak	<b>Country affected</b>	Namibia
<b>Date &amp; Time</b>	27.01.2021 17h00	<b>Investigation start Date</b>	13 March 2020
<b>Prepared by</b>	Surveillance Team		

### HIGHLIGHTS/SITUATION UPDATE (27/01/2021)

<b>TOTAL</b>	<b>TODAY</b>
Tested 258220	Tested 1261
Confirmed 33459	Confirmed 194
Active 1712	Active 1712
Recovered 31409	Recovered 199
Death 332	Death 0

- A total of **33459** cases have been recorded to-date, representing **1%** of the population.
- More male cases **16884 (50%)** were recorded compared to female cases **16575 (50%)**.
- Of the total confirmed cases, **1598 (5%)** Health Workers (HWs) have tested positive for COVID-19 to-date.
  - 1224 (77%) State; 370 (23%) Private, 4 (0.3%) Non-Governmental Organizations.
  - 1463 (77%) recoveries and 6 (0.4%) deaths.
- The recovery rate now stands at **94%**.
- All fourteen (14) regions have reported confirmed cases; Khomas and Erongo regions reported the highest with **14222 (43%)** and **6844 (20%)** respectively.
- Of the total fatalities, **273 (82%)** are COVID-19 deaths while **59 (18%)** are COVID-19 related deaths.

**Table 1: Distribution of confirmed COVID-19 cases by region, 27 January 2021**

Region	Total No. of cases	Active cases	Recoveries	Cumulative Deaths	Deaths in 24 hours	Cumulative deaths with co-morbidities	Non-COVID deaths	Health Workers
Erongo	6844	285	6479	76	0	73	4	179
Hardap	1375	51	1316	8	0	6	0	34
//Kharas	2210	39	2152	19	0	16	0	98
Kavango East	778	239	530	9	0	6	0	76
Kavango West	33	13	19	1	0	1	0	1
Khomas	14222	108	13973	141	0	132	0	718
Kunene	846	65	776	5	0	5	0	45
Ohangwena	571	30	536	4	0	1	1	34
Omaheke	618	88	522	8	0	5	0	33
Omusati	543	39	500	4	0	2	0	26
Oshana	2198	161	2014	23	0	18	0	164
Oshikoto	1239	408	829	1	0	1	1	83
Otjondjupa	1587	118	1443	26	0	19	0	78
Zambezi	395	68	320	7	0	5	0	29
<b>Total</b>	<b>33459</b>	<b>1712</b>	<b>31409</b>	<b>332</b>	<b>0</b>	<b>290</b>	<b>6</b>	<b>1598</b>

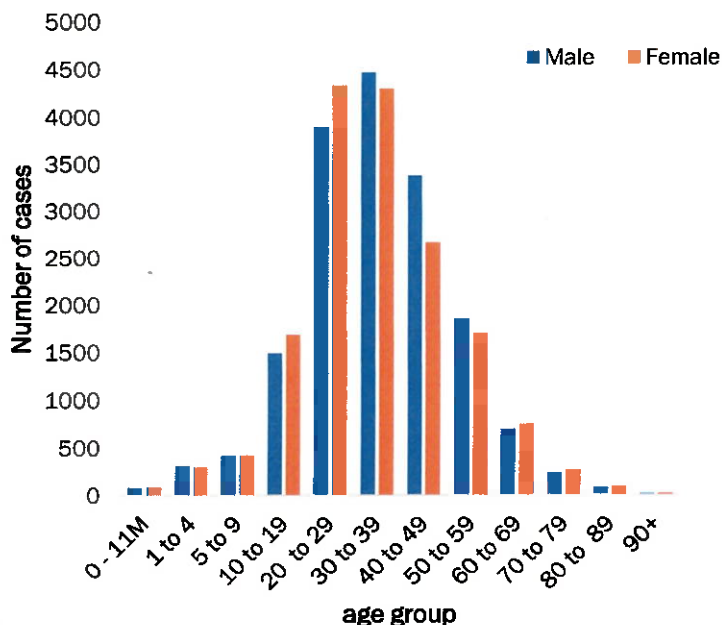
## EPIDEMIOLOGICAL SITUATION IN NAMIBIA

**Table 2: COVID-19 specimen recorded at the Laboratories  
As of 27 January 2021**

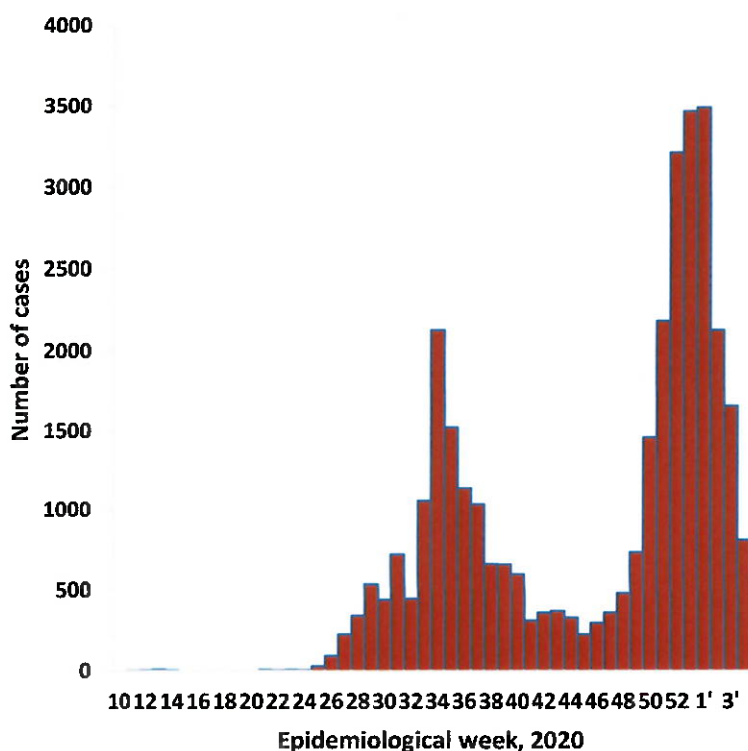
VARIABLES	TOTAL
Total samples received by the Laboratory	258337
Total samples tested	247026
Total samples re-tested	11194
Total positive results	33459
Total negative results	213516
Total samples discarded	117
Invalid results	0
Total pending results	46
Indeterminant/Inconclusive	5
Suspected cases in 24 hours (excludes re-tests)	1249

- To date, **258220** tests (including **11194** re-tests) have been conducted by NIP, Path-Care, NAMDEB, UNAM, Namib Poultry and Central Veterinary laboratories.
- Since the beginning of the outbreak, **60399** contacts of confirmed cases have been identified, **224** new contacts were identified within the last 24 hours from 12 regions.
- Cumulatively, **55102** contacts have completed their monitoring period, while a total of **7547 (23%)** contacts of confirmed cases have tested positive.
- Today, **4194 (81%)** out of **5156** active contacts monitored.

- Of the total confirmed cases, **23000 (69%)** are in the 20-49 years age-brackets which constitutes the majority of the recorded cases.
- A total of **4008 (12%)** of the confirmed cases are among the 5-19 years category.
- The under 5 years age group make **777 (2%)** of the total cases whereas, **2134 (6%)** are above 60 years of age.



**Figure 1: Age and Sex distribution of COVID-19 confirmed cases, as of 27 January 2021**



**Figure 2: Epi-curve for confirmed COVID-19 cases, As of 27 January 2021**

- A highest peak of **3485 (10%)** cases was recorded during week 54 (Figure 2).

The National Call Center continues operations for 24 hours daily.

Today (27/01/2021), **637** calls were answered including **83** alerts.

**Table 3: Number of people in mandatory quarantine facilities, 27 January 2021**

Region	Newly quarantined 24 Hrs.	Cumulative number	Number discharged	Number in quarantine now
Erongo	63	4889	4814	75
Hardap	11	1288	1261	27
Kavango	5	1029	997	32
Khomas	0	3145	3134	11
//Kharas	0	4760	4560	200
Kunene	3	2657	2475	182
Ohangwena	0	609	605	4
Omaheke	0	2992	2740	252
Omusati	4	540	531	9
Oshana	0	393	393	0
Oshikoto	36	5965	5561	404
Otjozondjupa	204	1334	1321	13
Zambezi	0	1311	1304	7
<b>Total</b>	<b>326</b>	<b>30912</b>	<b>29696</b>	<b>1216</b>

➤ Since March 2020, **30912** people have been placed into mandatory quarantine facilities around the country.

➤ A total of **1216** people are currently in quarantine, with **326** new admissions.

**PUBLIC HEALTH ACTION(S)**

- Public awareness on COVID-19 prevention measures is ongoing.
- The government and developmental partners continue to prioritise continuation of essential health services.

**CHALLENGES**

- Lack of isolation units and facilities in the regions.
- Non-adherence to COVID-19 prevention measures by the general public.

**RECOMMENDATIONS**

- Establish fully equipped isolation units and facilities throughout the country.
- Continue to give awareness on the importance of adhering to COVID -19 prevention measures; with the involvement of the Security Cluster.

**APPROVED**



**INCIDENT MANAGER**

**27 JANUARY 2021**




**SECRETARIAT**

For enquiries, please contact  
 Namibia Public Health Emergency Operations Centre;

 [PHEOC@mhss.gov.na](mailto:PHEOC@mhss.gov.na)

 0800 100 100

 0851 100 100