



NAMIBIA COVID-19 SITUATION REPORT NO. 316

Outbreak Name	COVID-19 outbreak	Country affected	Namibia
Date & Time	28.01.2021 17h00	Investigation start Date	13 March 2020
Prepared by	Surveillance Team		

HIGHLIGHTS/SITUATION UPDATE (28/01/2021)

TOTAL

Tested 260458

Confirmed 33696

Active 1696

Recovered 31652

Death 342

TOTAL

Tested 2238

Confirmed 237

Active 1696

Recovered 243

Death 10

- A total of **33696** cases have been recorded to-date, representing **1%** of the population.
- More male cases **17006 (50%)** were recorded compared to female cases **16690 (50%)**.
- Of the total confirmed cases, **1606 (5%)** Health Workers (HWs) have tested positive for COVID-19 to-date.
 - 1232 (77%) State; 370 (23%) Private, 4 (0.2%) Non-Governmental Organizations.
 - 1463 (91%) recoveries and 6 (0.4%) deaths.
- The recovery rate now stands at **94%**.
- All fourteen (14) regions have reported confirmed cases; Khomas and Erongo regions reported the highest with **14260 (42%)** and **6867 (20%)** respectively.
- Of the total fatalities, **280 (82%)** are COVID-19 deaths while **62 (18%)** are COVID-19 related deaths.

Table 1: Distribution of confirmed COVID-19 cases by region, 28 January 2021

Region	Total No. of cases	Active cases	Recoveries	Cumulative Deaths	Deaths in 24 hours	Cumulative deaths with co-morbidities	Non-COVID deaths	Health Workers
Erongo	6867	162	6625	76	0	73	4	179
Hardap	1388	62	1316	10	2	10	0	34
//Kharas	2230	59	2152	19	0	16	0	99
Kavango East	785	223	552	10	1	7	0	76
Kavango West	39	9	29	1	0	1	0	1
Khomas	14260	115	14004	141	0	132	0	720
Kunene	851	70	776	5	0	5	0	45
Ohangwena	583	41	537	4	0	1	1	35
Omaheke	627	96	522	9	1	6	0	33
Omusati	565	39	522	4	0	2	0	27
Oshana	2223	186	2014	23	0	18	0	164
Oshikoto	1265	430	829	5	4	5	1	85
Otjozondjupa	1615	133	1454	28	2	21	0	78
Zambezi	398	71	320	7	0	5	0	30
Total	33696	1696	31652	342	10	302	6	1606

EPIDEMIOLOGICAL SITUATION IN NAMIBIA

**Table 2: COVID-19 specimen recorded at the Laboratories
As of 28 January 2021**

VARIABLES	TOTAL
Total samples received by the Laboratory	260575
Total samples tested	249234
Total samples re-tested	11224
Total positive results	33696
Total negative results	215487
Total samples discarded	117
Invalid results	0
Total pending results	46
Indeterminant/Inconclusive	5
Suspected cases in 24 hours (excludes re-tests)	2208

- To date, **260458** tests (including **11224** re-tests) have been conducted by NIP, Path-Care, NAMDEB, UNAM, Namib Poultry and Central Veterinary laboratories.
- Since the beginning of the outbreak, **61003** contacts of confirmed cases have been identified, **604** new contacts were identified within the last 24 hours from 14 regions.
- Cumulatively, **55581** contacts have completed their monitoring period, while a total of **7618 (23%)** contacts of confirmed cases have tested positive.
- Today, **3951 (77%)** out of **5155** active contacts monitored.

- Of the total confirmed cases, **23146 (69%)** are in the 20-49 years age-brackets which constitutes the majority of the recorded cases.
- A total of **4040 (12%)** of the confirmed cases are among the 5-19 years category.
- The under 5 years age group make **785 (2%)** of the total cases whereas, **2158 (6%)** are above 60 years of age.

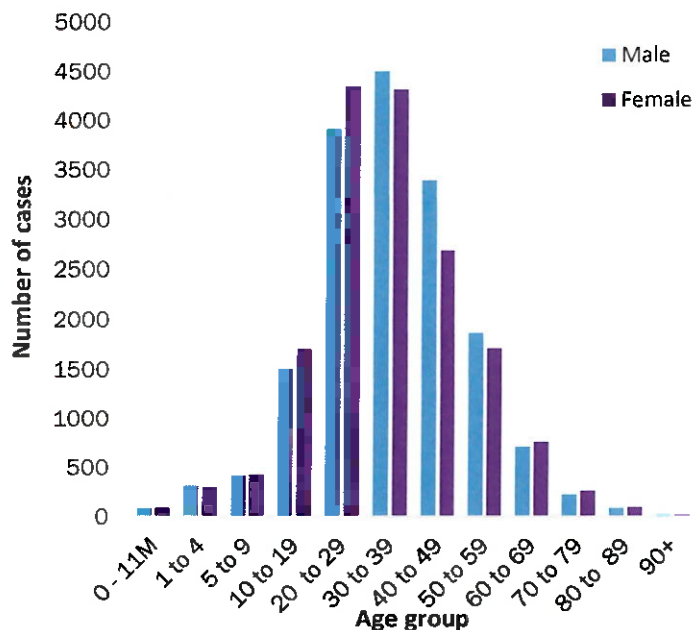


Figure 1: Age and Sex distribution of COVID-19 confirmed cases, as of 28 January 2021

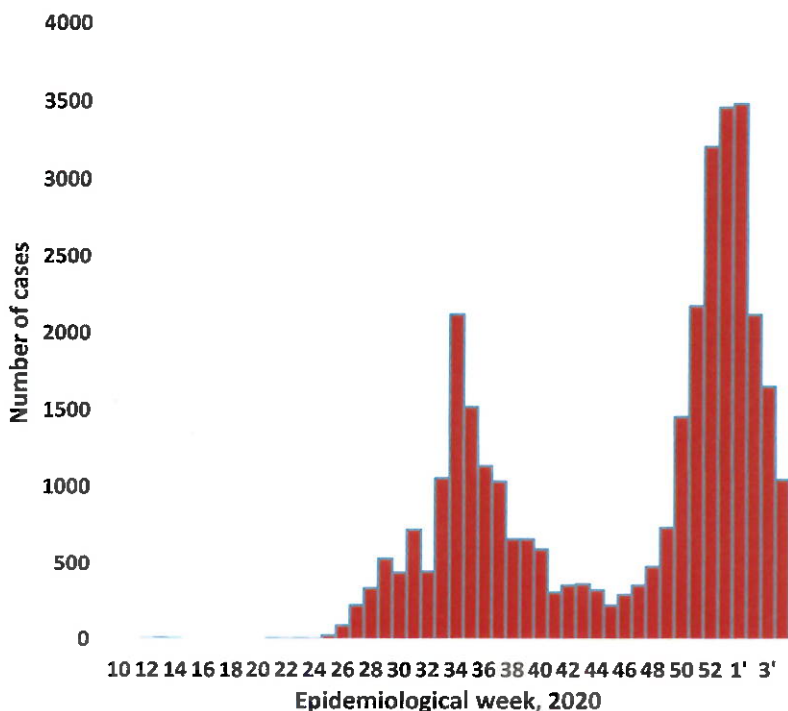


Figure 2: Epi-curve for confirmed COVID-19 cases, As of 28 January 2021

- A highest peak of **3485 (10%)** cases was recorded during week 54 (Figure 2).

The National Call Center continues operations for 24 hours daily.

Today (28/01/2021), **638** calls were answered including **88** alerts.

Table 3: Number of people in mandatory quarantine facilities, 28 January 2021

Region	Newly quarantined 24 Hrs.	Cumulative number	Number discharged	Number in quarantine now
Erongo	84	4973	4888	85
Hardap	4	1292	1267	25
Kavango	0	1029	997	32
Khomas	0	3145	3134	11
//Kharas	0	4760	4560	200
Kunene	12	2669	2515	154
Ohangwena	0	609	608	1
Omaheke	0	2992	2740	252
Omusati	0	540	532	8
Oshana	0	393	393	0
Oshikoto	59	6024	5565	459
Otjozondjupa	0	1334	1321	13
Zambezi	11	1322	1305	17
Total	170	31082	29825	1257

- Since March 2020, **31082** people have been placed into mandatory quarantine facilities around the country.
- A total of **1257** people are currently in quarantine, with **170** new admissions.

PUBLIC HEALTH ACTION(S)

- Mechanisms are underway on how to roll out the COVID-19 vaccine nationwide once it is made available.
- Public awareness on COVID-19 prevention measures is ongoing.
- The government and developmental partners continue to prioritise continuation of essential health services.

CHALLENGES

- Non-adherence to COVID-19 prevention measures by the general public.

RECOMMENDATIONS.

- Continue to give awareness on the importance of adhering to COVID -19 prevention measures; with the involvement of the Security Cluster.

APPROVED



INCIDENT MANAGER
28 JANUARY 2021




SECRETARIAT

For enquiries, please contact
Namibia Public Health Emergency Operations Centre;

 PHEOC@mhss.gov.na

 0800 100 100

 0851 100 100