



NAMIBIA COVID-19 SITUATION REPORT NO. 321

Outbreak Name	COVID-19 outbreak	Country affected	Namibia
Date & Time	02.02.2021 17h00	Investigation start Date	13 March 2020
Prepared by	Surveillance Team		

HIGHLIGHTS/SITUATION UPDATE (02/02/2021)

TOTAL

Tested 266461

Confirmed 34372

Active 1229

Recovered 32777

Death 359

TODAY

Tested 828

Confirmed 102

Active 1229

Recovered 38

Death 4

- A total of **34372** cases have been recorded to-date, representing **1%** of the population.
- More male cases **17388 (51%)** were recorded compared to female cases **16984 (49%)**.
- Of the total confirmed cases, **1631 (5%)** Health Workers (HWs) have tested positive for COVID-19 to-date.
 - 1255 (77%) State; 372 (23%) Private, 4 (0.2%) Non-Governmental Organizations.
 - 1463 (90%) recoveries and 6 (0.4%) deaths.
- The recovery rate now stands at **95%**.
- All fourteen (14) regions have reported confirmed cases; Khomas and Erongo regions reported the highest with **14434 (42%)** and **6987 (20%)** respectively.
- Of the total fatalities, **291 (81%)** are COVID-19 deaths while **68 (19%)** are COVID-19 related deaths.

Table 1: Distribution of confirmed COVID-19 cases by region, 02 February 2021

Region	Total No. of cases	Active cases	Recoveries	Cumulative Deaths	Cumulative deaths with co-morbidities	Non-COVID deaths	Health Workers
Erongo	6987	148	6756	79	76	4	181
Hardap	1402	29	1361	12	12	0	34
//Kharas	2252	17	2215	19	16	0	100
Kavango East	848	243	595	10	7	0	82
Kavango West	49	18	29	2	2	0	1
Khomas	14434	122	14168	145	135	0	727
Kunene	871	39	827	5	5	0	45
Ohangwena	616	52	552	10	7	2	36
Omaheke	668	48	611	9	6	0	33
Omusati	594	32	558	4	2	0	28
Oshana	2265	228	2014	23	18	0	166
Oshikoto	1293	81	1206	5	5	1	88
Otjozondjupa	1653	59	1565	29	22	0	80
Zambezi	440	113	320	7	5	0	30
Total	34372	1229	32777	359	318	7	1631

EPIDEMIOLOGICAL SITUATION IN NAMIBIA

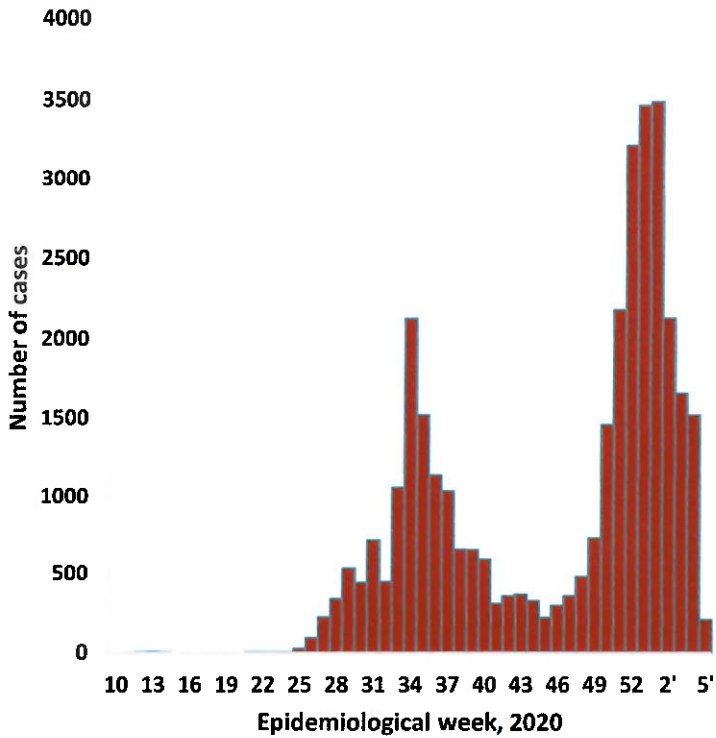


Figure 1: Epi-curve for confirmed COVID-19 cases As of 02 February 2021

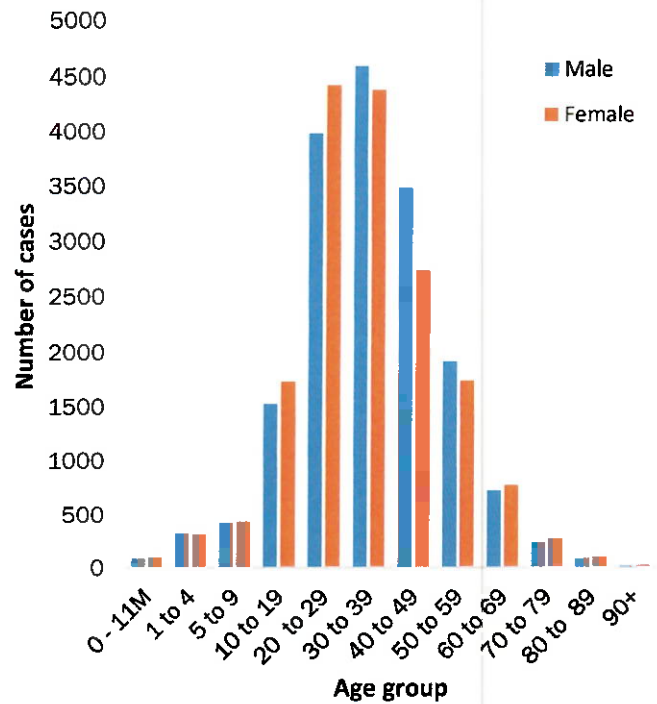


Figure 2: Age and Sex distribution of COVID-19 confirmed cases, as of 02 February 2021

- A highest peak of **3485 (10%)** cases was recorded during week 53 (Figure 1).

The National Call Center continues operations for 24 hours daily.

Today (02/02/2021), **705** calls were answered including **79** alerts.

- Of the total confirmed cases, **23592 (69%)** are in the 20-49 years age-brackets which constitutes the majority of the recorded cases.
- A total of **4123 (12%)** of the confirmed cases are among the 5-19 years category.
- The under 5 years age group make **799 (2%)** of the total cases whereas, **2211 (6%)** are above 60 years of age.

Table 2: COVID-19 specimen recorded at the Laboratories As of 02 February 2021

VARIABLES	TOTAL
Total samples received by the Laboratory	266578
Total samples tested	255164
Total samples re-tested	11297
Total positive results	34372
Total negative results	220739
Total samples discarded	117
Invalid results	0
Total pending results	46
Indeterminant/Inconclusive	7
Suspected cases in 24 hours (excludes re-tests)	804

- To date, **266461** tests (including **11297** re-tests) have been conducted by NIP, Path-Care, NAMDEB, UNAM, Namib Poultry and Central Veterinary laboratories.
- Since the beginning of the outbreak, **62325** contacts of confirmed cases have been identified, **217** new contacts were identified within the last 24 hours from 12 regions.
- Cumulatively, **57568** contacts have completed their monitoring period, while a total of **7859 (23%)** contacts of confirmed cases have tested positive.
- Today, **3071 (69%)** out of **4482** active contacts monitored.

**Table 3: Number of people in mandatory quarantine facilities
02 February 2021**

Region	Newly quarantined 24 Hrs.	Cumulative number	Number discharged	Number in quarantine now
Erongo	0	4977	4933	44
Hardap	0	1303	1293	10
Kavango	10	1040	1019	21
Khomas	0	3145	3140	5
//Kharas	0	4760	4637	123
Kunene	21	2695	2599	96
Ohangwena	0	616	608	8
Omaheke	0	3158	2946	212
Omusati	0	540	534	6
Oshana	0	393	393	0
Oshikoto	0	6045	5610	435
Otjozondjupa	0	1334	1321	13
Zambezi	0	1323	1314	9
Total	31	31329	30347	982

- Since March 2020, **31347** people have been placed into mandatory quarantine facilities around the country.
- A total of **982** people are currently in quarantine, with **31** new admissions.

PUBLIC HEALTH ACTION(S)

- Mechanisms are underway on how to roll out the vaccine nationwide once it is made available.
- Public awareness on COVID-19 prevention measures is ongoing.
- The government and developmental partners continue to prioritise continuation of essential health services.


CHALLENGES

- Lack of isolation units and facilities in the regions.
- Non-adherence to COVID-19 prevention measures by the general public.

RECOMMENDATIONS

- Establish fully equipped isolation units and facilities throughout the country.
- Continue to give awareness on the importance of adhering to COVID -19 prevention measures; with the involvement of the Security Cluster.

APPROVED



INCIDENT MANAGER
02 February 2021



SECRETARIAT

For enquiries, please contact
Namibia Public Health Emergency Operations Centre;

 PHEOC@mhss.gov.na

 0800 100 100

 0851 100 100