



## NAMIBIA COVID-19 SITUATION REPORT NO. 328

<b>Outbreak Name</b>	COVID-19 outbreak	<b>Country affected</b>	Namibia
<b>Date &amp; Time</b>	09.02.2021 17h00	<b>Investigation start Date</b>	13 March 2020
<b>Prepared by</b>	Surveillance Team		

### HIGHLIGHTS/SITUATION UPDATE (09/02/2021)

TOTAL	TODAY
Tested 274798	Tested 993
Confirmed 35242	Confirmed 41
Active 1079	Active 1079
Recovered 33778	Recovered 103
Death 378	Death 1

- A total of **35242** cases have been recorded to-date, representing **1%** of the population.
- More male cases **17854 (51%)** were recorded compared to female cases **17388 (49%)**.
- Of the total confirmed cases, **1663 (5%)** Health Workers (HWs) have tested positive for COVID-19 to-date.
  - 1278 (77%) State; 377 (23%) Private, 4 (0.2%) Non-Governmental Organizations.
  - 1598 (96%) recoveries and 6 (0.4%) deaths.
- The recovery rate now stands at **96%**.
- All fourteen (14) regions have reported confirmed cases; Khomas and Erongo regions reported the highest with **14637 (42%)** and **7130 (20%)** respectively.
- Of the total fatalities, **305 (81%)** are COVID-19 deaths while **73 (19%)** are COVID-19 related deaths.

**Table 1: Distribution of confirmed COVID-19 cases by region, 09 February 2021**

Region	Total No. of cases	Active cases	Recoveries	Cumulative Deaths	Cumulative deaths with co-morbidities	Non-COVID deaths	Health Workers
Erongo	7130	159	6886	81	77	4	185
Hardap	1444	15	1416	13	13	0	35
//Kharas	2286	33	2230	22	18	0	104
Kavango East	937	250	676	11	8	0	85
Kavango West	68	33	33	2	2	0	1
Khomas	14637	83	14402	153	143	0	735
Kunene	879	24	849	6	6	0	45
Ohangwena	648	14	620	12	9	2	39
Omaheke	706	67	630	9	6	0	35
Omusati	626	26	596	4	2	0	29
Oshana	2338	57	2258	23	18	0	168
Oshikoto	1361	148	1206	6	6	1	91
Otjozondjupa	1710	25	1656	29	22	0	81
Zambezi	472	145	320	7	5	0	30
Total	35242	1079	33778	378	335	7	1663



# EPIDEMIOLOGICAL SITUATION IN NAMIBIA

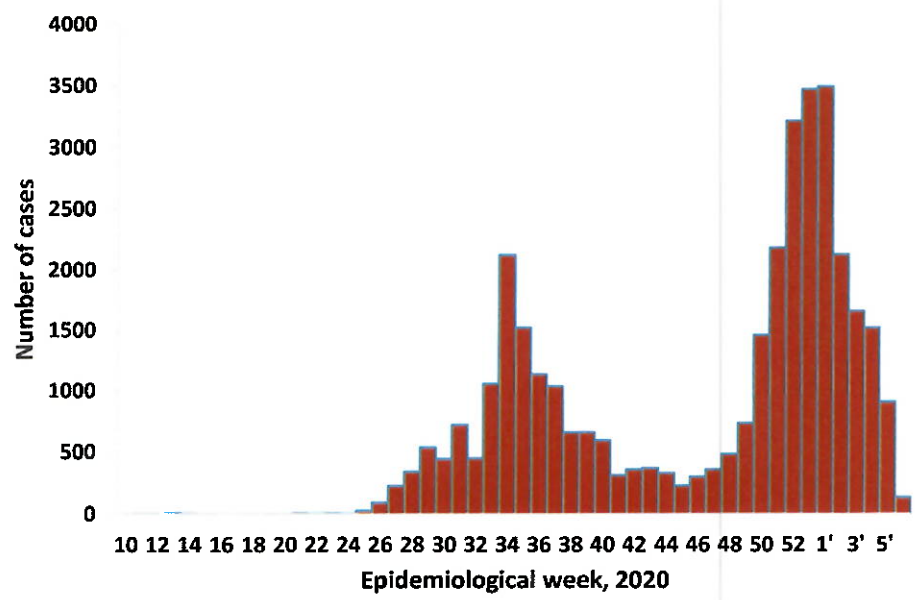
**Table 2: Number of people in mandatory quarantine facilities, 09 February 2021**

Region	Newly quarantined 24 Hrs.	Cumulative number	Number discharged	Number in quarantine now
Erongo	0	5158	4933	225
Hardap	15	1338	1310	28
Kavango	4	1068	1036	32
Khomas	4	3166	3159	7
//Kharas	0	4760	4637	123
Kunene	3	2737	2699	38
Ohangwena	5	627	622	5
Omaheke	0	3313	3119	194
Omusati	0	543	541	2
Oshana	1	395	393	2
Oshikoto	88	6677	6190	487
Otjozondjupa	0	1334	1334	0
Zambezi	0	1334	1330	4
<b>Total</b>	<b>120</b>	<b>32450</b>	<b>31303</b>	<b>1147</b>

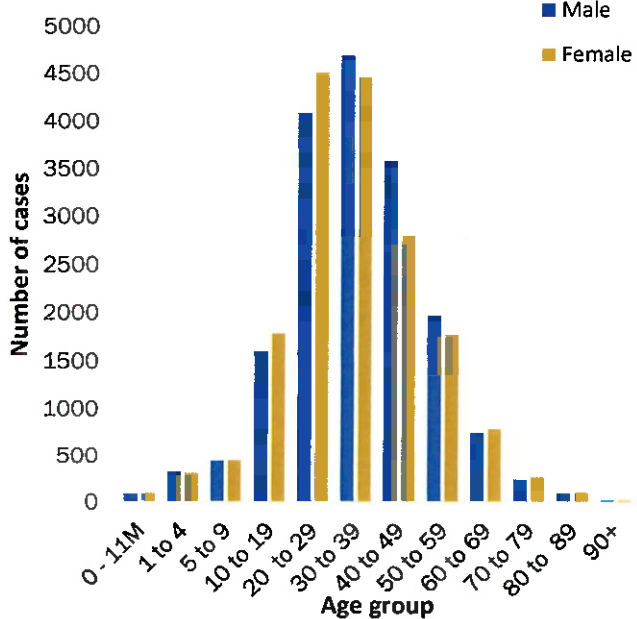
➤ Since March 2020, **32450** people have been placed into mandatory quarantine facilities around the country.

➤ A total of **1147** people are currently in quarantine, with **120** new admissions.

➤ A highest peak of **3485 (10%)** cases was recorded during week 53 (Figure 1).



**Figure 1: Epi-curve for confirmed COVID-19 cases, As of 09 February 2021**



**Figure 2: Age and Sex distribution of COVID-19 confirmed cases, as of 09 February 2021**

➤ Of the total confirmed cases, **24130 (68%)** are in the 20-49 years age-brackets which constitutes the majority of the recorded cases.

➤ A total of **4274 (12%)** of the confirmed cases are among the 5-19 years category.

➤ The under 5 years age group make **820 (2%)** of the total cases whereas, **2284 (6%)** are above 60 years of age.

**Table 3: COVID-19 specimen recorded at the Laboratories  
As of 09 February 2021**

VARIABLES	TOTAL
Total samples received by the Laboratory	274915
Total samples tested	263412
Total samples re-tested	11386
Total positive results	35242
Total negative results	228117
Total samples discarded	117
Invalid results	0
Total pending results	46
Indeterminant/Inconclusive	7
Suspected cases in 24 hours (excludes re-tests)	989

- To date, **274798** tests (including **11386** re-tests) have been conducted by NIP, Path-Care, NAMDEB, UNAM, Namib Poultry and Central Veterinary laboratories.
- Since the beginning of the outbreak, **64354** contacts of confirmed cases have been identified, **442** new contacts were identified within the last 24 hours from 12 regions.
- Cumulatively, **59926** contacts have completed their monitoring period, while a total of **8254 (23%)** contacts of confirmed cases have tested positive.
- Today, **924 (24%)** out of **3890** active contacts monitored.

#### PUBLIC HEALTH ACTION(S)

- Mechanisms are underway on how to roll out the vaccine nationwide once it is made available.
- The government and developmental partners continue to prioritise continuation of essential health services.

#### CHALLENGES


- Non-adherence to COVID-19 prevention measures by the general public.

#### RECOMMENDATIONS

- Continue to give awareness on the importance of adhering to COVID -19 prevention measures; with the involvement of the Security Cluster.


APPROVED


  
\_\_\_\_\_  
INCIDENT MANAGER  
09 February 2021

  
\_\_\_\_\_  
SECRETARIAT

For enquiries, please contact  
Namibia Public Health Emergency Operations Centre;

 [PHEOC@mhss.gov.na](mailto:PHEOC@mhss.gov.na)

 0800 100 100

 0851 100 100