

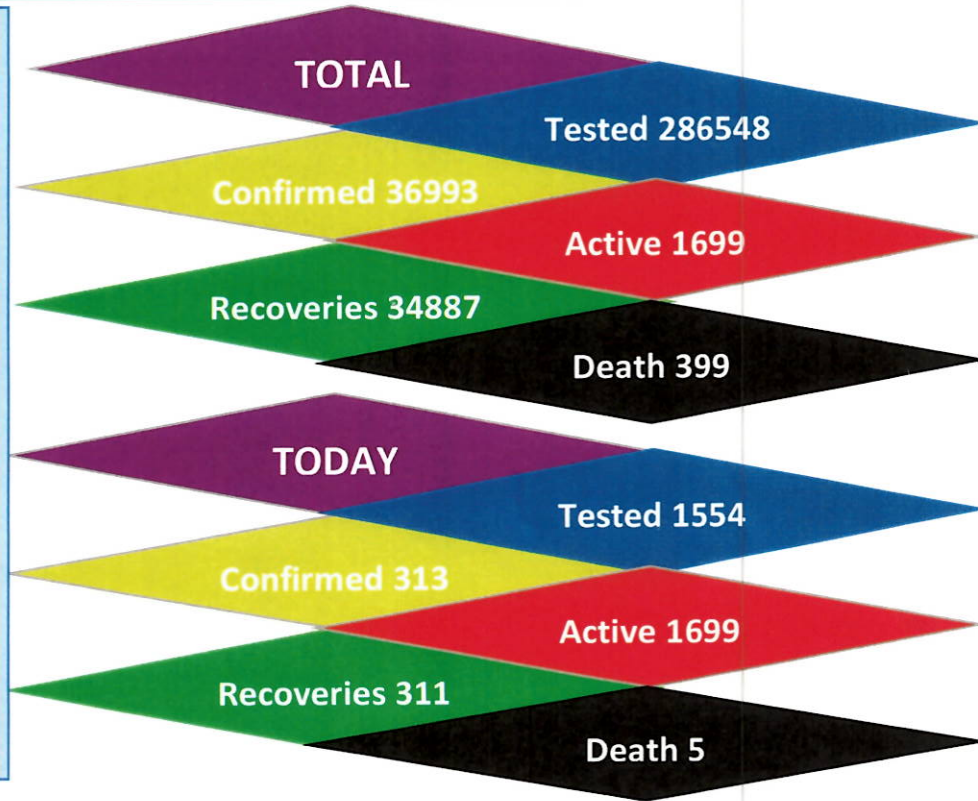


## NAMIBIA COVID-19 SITUATION REPORT NO. 337

<b>Outbreak Name</b>	COVID-19 outbreak	<b>Country affected</b>	Namibia
<b>Date &amp; Time</b>	18.02.2021 17h00	<b>Investigation start Date</b>	13 March 2020
<b>Prepared by</b>	Surveillance Team		

### HIGHLIGHTS/SITUATION UPDATE (18/02/2021)

- A total of **36993** cases have been recorded to-date, representing **1%** of the population.
- More male cases **18789 (51%)** were recorded compared to female cases **18204 (49%)**.
- Of the total confirmed cases, **1705 (5%)** Health Workers (HWs) have tested positive for COVID-19 to-date.
  - 1315 (77%) State; 382 (22%) Private, 4 (0.2%) Non-Governmental Organizations.
  - 1648 (97%) recoveries and 6 (0.4%) deaths.
- The recovery rate now stands at **94%**.

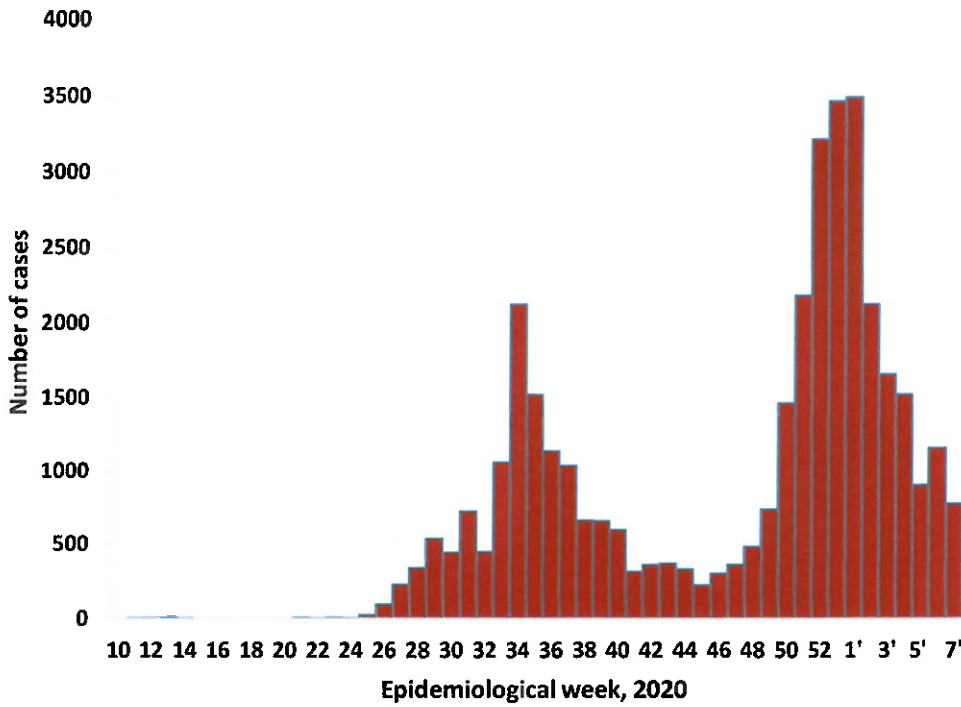


- All fourteen (14) regions have reported confirmed cases; Khomas and Erongo regions reported the highest with **14928 (40%)** and **7294 (20%)** respectively.
- Of the total fatalities, **315 (80%)** are COVID-19 deaths while **79 (20%)** are COVID-19 related deaths.

**Table 1: Distribution of confirmed COVID-19 cases by region, 18 February 2021**

Region	Total No. of cases	Active cases	Recoveries	Cumulative Deaths	Cumulative deaths with co-morbidities	Non-COVID deaths	Health Workers
Erongo	7294	161	7042	87	83	4	188
Hardap	1511	72	1424	15	14	0	35
//Kharas	2345	57	2261	26	22	0	104
Kavango East	1112	244	855	13	9	0	87
Kavango West	139	70	67	2	2	0	1
Khomas	14928	90	14685	154	144	0	747
Kunene	897	40	849	8	8	0	46
Ohangwena	714	57	643	12	9	2	45
Omaheke	740	24	707	9	6	0	35
Omusati	726	66	656	4	2	0	30
Oshana	2446	138	2284	24	19	0	177
Oshikoto	1832	413	1409	8	8	2	94
Otjozondjupa	1808	93	1685	30	23	0	85
Zambezi	501	174	320	7	5	0	31
<b>Total</b>	<b>36993</b>	<b>1699</b>	<b>34887</b>	<b>399</b>	<b>354</b>	<b>8</b>	<b>1705</b>

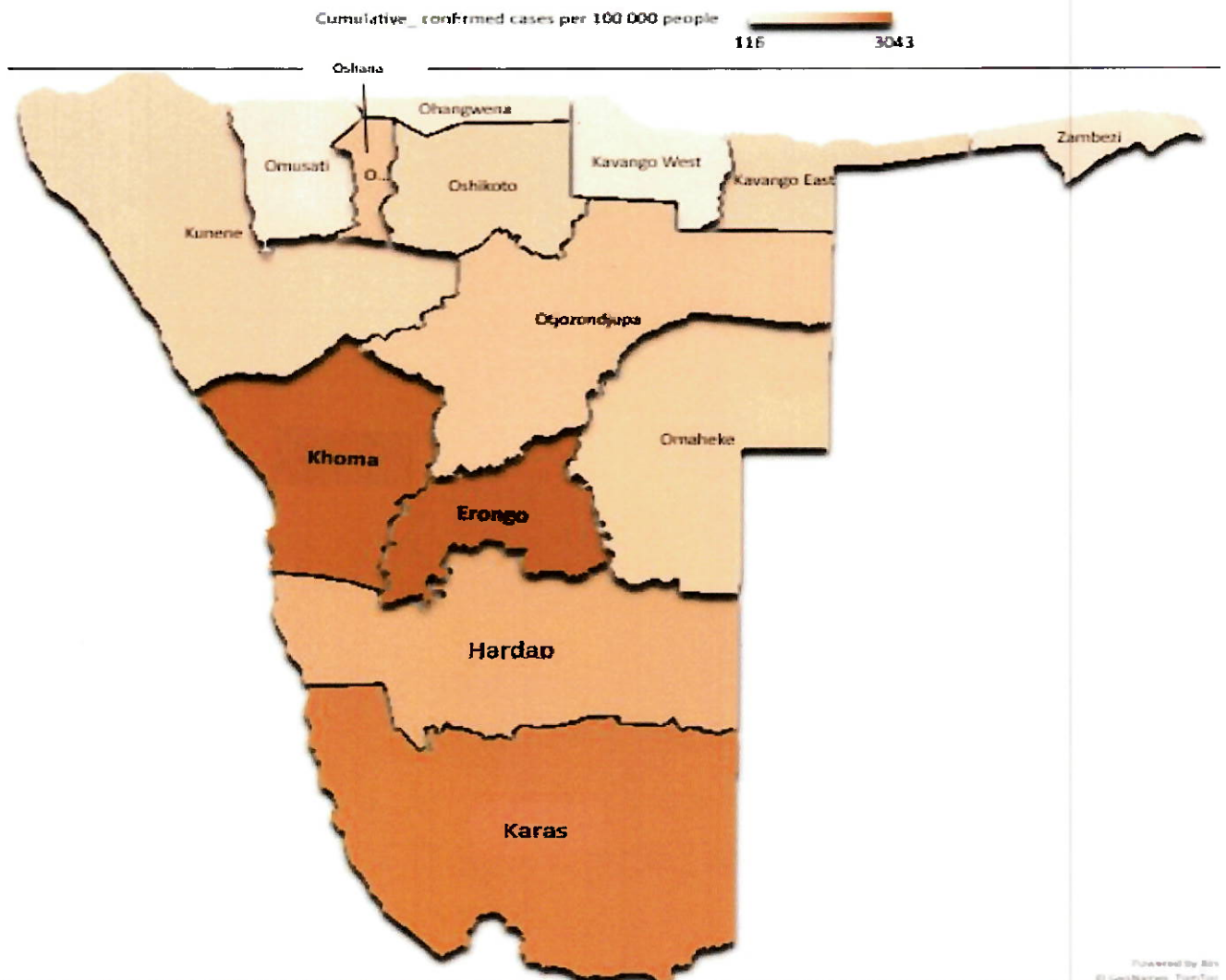
# EPIDEMIOLOGICAL SITUATION IN NAMIBIA



➤ A highest peak of **3485 (9%)** cases was recorded during week 54 (Figure 1).

The National Call Center continues operations for 24 hours daily.  
Today (18/02/2021), **477** calls were answered including **59** alerts.

**Figure 1: Epi-curve for confirmed COVID-19 cases, As of 18 February 2021**



**Figure 2: Distribution of cumulative confirmed cases per 100 000 people by region, As of 18 February 2021**

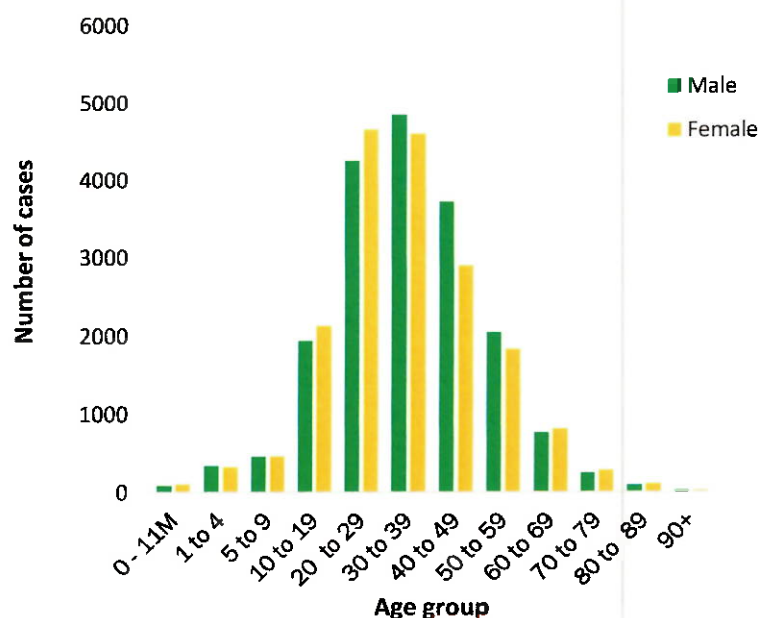


**Table 2: COVID-19 specimen recorded at the Laboratories  
As of 18 February 2021**

VARIABLES	TOTAL
Total samples received by the Laboratory	286665
Total samples tested	275077
Total samples re-tested	11471
Total positive results	36993
Total negative results	238031
Total samples discarded	117
Invalid results	0
Total pending results	46
Indeterminant/Inconclusive	7
Suspected cases in 24 hours (excludes re-tests)	1549

- To date, **286548** tests (including **11471** re-tests) have been conducted by NIP, Path-Care, NAMDEB, UNAM, Namib Poultry and Central Veterinary laboratories.
- Since the beginning of the outbreak, **67177** contacts of confirmed cases have been identified, **378** new contacts were identified within the last 24 hours from 9 regions.
- Cumulatively, **62270** contacts have completed their monitoring period, while a total of **8695 (24%)** contacts of confirmed cases have tested positive.
- Today, **2143 (47%)** out of **4598** active contacts monitored.

- Of the total confirmed cases, **24927 (67%)** are in the 20-49 years age-brackets which constitutes the majority of the recorded cases.
- A total of **4990 (13%)** of the confirmed cases are among the 5-19 years category.
- The under 5 years age group make **849 (2%)** of the total cases whereas, **2355 (6%)** are above 60 years of age.



**Figure 3: Age and Sex distribution of COVID-19 confirmed cases, as of 18 February 2021**

**Table 3: Number of people in mandatory quarantine facilities, 18 February 2021**

Region	Newly quarantined 24 Hrs.	Cumulative number	Number discharged	Number in quarantine now
Erongo	0	5158	4933	225
Hardap	15	1379	1349	30
Kavango	25	1107	1078	29
Khomas	0	3169	3162	7
//Kharas	0	4760	4637	123
Kunene	13	2833	2770	63
Ohangwena	0	631	628	3
Omaheke	0	3578	3409	169
Omusati	0	543	543	0
Oshana	0	399	395	4
Oshikoto	46	8262	6769	1493
Otjõzondjupa	0	1358	1334	24
Zambezi	0	1348	1332	16
<b>Total</b>	<b>99</b>	<b>34525</b>	<b>32339</b>	<b>2186</b>

- Since March 2020, **34525** people have been placed into mandatory quarantine facilities around the country.
- A total of **2186** people are currently in quarantine, with **99** new admissions.

### PUBLIC HEALTH ACTION(S)

- Mechanisms are underway on how to roll out the vaccine nationwide once it is made available.
- The government and developmental partners continue to prioritise the continuation of essential health services.


### CHALLENGES

- Non-adherence to COVID-19 prevention measures by the general public.


### RECOMMENDATIONS

- Continue to give awareness on the importance of adhering to COVID -19 prevention measures; with the involvement of the Security Cluster.

APPROVED



INCIDENT MANAGER  
18 FEBRUARY 2021




SECRETARIAT

For enquiries, please contact  
Namibia Public Health Emergency Operations Centre;

 [PHEOC@mhss.gov.na](mailto:PHEOC@mhss.gov.na)

 0800 100 100

 0851 100 100