



NAMIBIA COVID-19 SITUATION REPORT NO. 343

Outbreak Name	COVID-19 outbreak	Country affected	Namibia
Date & Time	24.02.2021 17h00	Investigation start Date	13 March 2020
Prepared by	Surveillance Team		

HIGHLIGHTS/SITUATION UPDATE (24/02/2021)

- His Excellency has announced the extension of the COVID-19 Regulations; effective from 25 February 2021 to 31 March 2021.
- A total of **38206** cases have been recorded to-date, representing **2%** of the population.
- More male cases **19439 (51%)** were recorded compared to female cases **18767 (49%)**.
- Of the total confirmed cases, **1741 (5%)** Health Workers (HWs) have tested positive for COVID-19 to-date.
 - 1343 (77%) State; 388 (22%) Private, 4 (0.2%) Non-Governmental Organizations.
 - 1648 (95%) recoveries and 6 (0.3%) deaths.
- The recovery rate now stands at **94%**.
- All fourteen (14) regions have reported confirmed cases; **Khomas and Erongo regions reported the highest with 15124 (40%) and 7388 (19%) respectively.**
- Of the total fatalities, **328 (79%) are COVID-19 deaths while 88 (21%) are COVID-19 related deaths.**

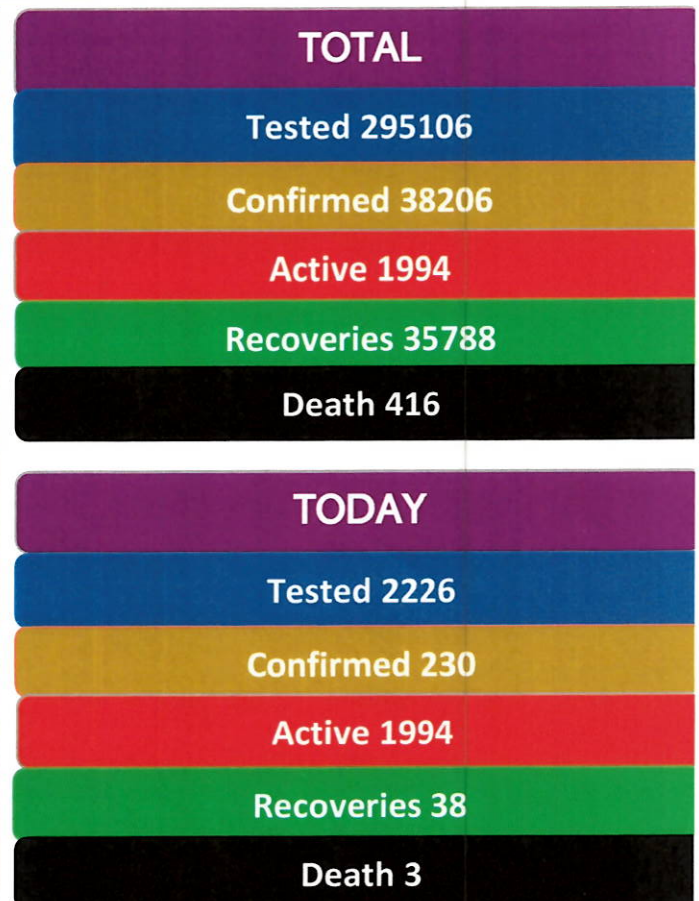
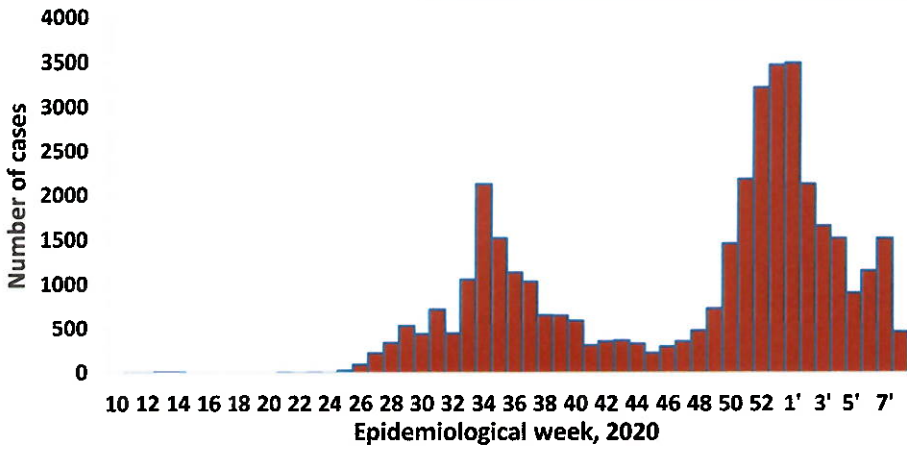


Table 1: Distribution of confirmed COVID-19 cases by region, 24 February 2021

Region	Total No. of cases	Active cases	Recoveries	Cumulative Deaths	Cumulative deaths with co-morbidities	Non-COVID deaths	Health Workers
Erongo	7388	186	7109	89	85	4	194
Hardap	1563	80	1467	16	13	0	35
//Karas	2378	66	2284	27	23	0	104
Kavango East	1253	291	948	14	10	0	89
Kavango West	155	12	141	2	2	0	1
Khomas	15124	142	14826	157	146	0	759
Kunene	914	57	849	8	8	0	47
Ohangwena	751	54	682	13	10	2	46
Omaheke	754	28	716	10	7	0	37
Omusati	923	197	721	5	3	0	30
Oshana	2489	158	2306	25	20	0	180
Oshikoto	2084	432	1641	9	9	2	95
Otjozondjupa	1885	74	1778	33	26	0	90
Zambezi	545	217	320	8	6	0	34
Total	38206	1994	35788	416	368	8	1741

EPIDEMIOLOGICAL SITUATION IN NAMIBIA



➤ A highest peak of **3485 (9%)** cases was recorded during week 54 (Figure 1).

The National Call Center continues operations for 24 hours daily.

Today (24/02/2021), **553** calls were answered including **49** alerts.

Figure 1: Epi-curve for confirmed COVID-19 cases, As of 13 March 2020 to 24 February 2021

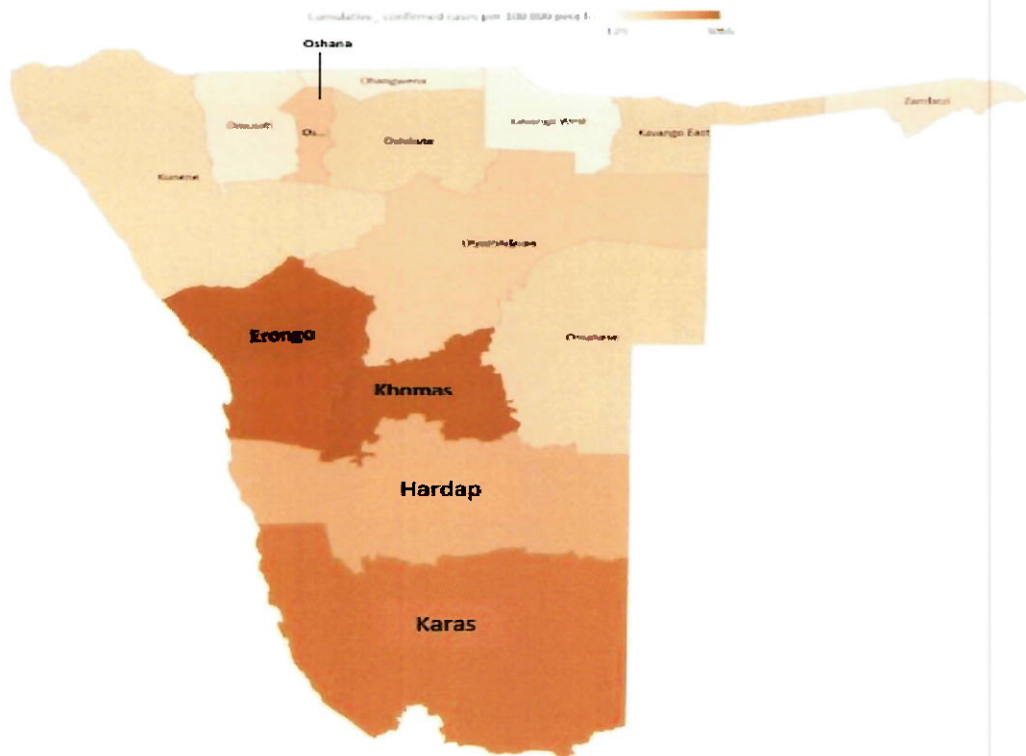


Figure 2: Distribution of cumulative confirmed cases per 100 000 by region, As of 24 February 2021

- Of the total confirmed cases, **25425 (67%)** are in the 20-49 years age-brackets which constitutes the majority of the recorded cases.
- A total of **5537 (14%)** of the confirmed cases are among the 5-19 years category.
- The under 5 years age group make **872 (2%)** of the total cases whereas, **2399 (6%)** are above 60 years of age.

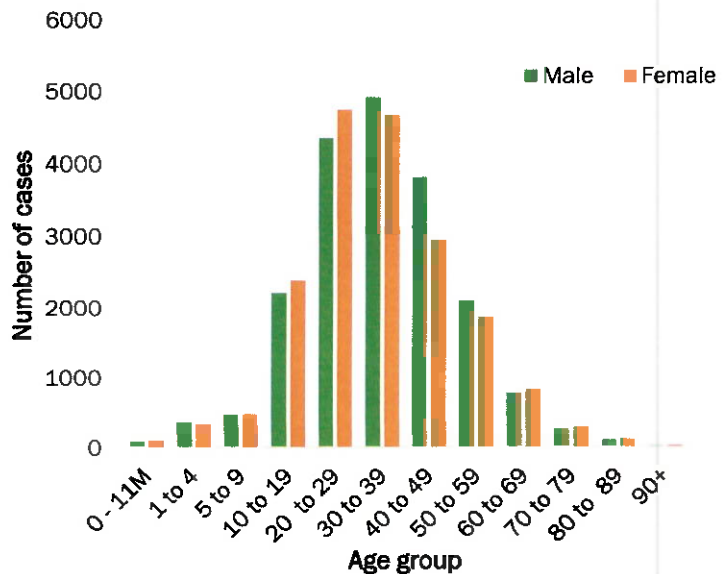


Figure 3: Age and Sex distribution of COVID-19 confirmed cases, as of 24 February 2021

Table 2: COVID-19 specimen recorded at the Laboratories, As of 24 February 2021

VARIABLES	TOTAL
Total samples received by the Laboratory	295223
Total samples tested	283593
Total samples re-tested	11513
Total positive results	38206
Total negative results	245334
Total samples discarded	117
Invalid results	0
Total pending results	46
Indeterminant/Inconclusive	7
Suspected cases in 24 hours (excludes re-tests)	2210

- To date, **295106** tests (including **11513** re-tests) have been conducted by NIP, Path-Care, NAMDEB, UNAM, Namib Poultry and Central Veterinary laboratories.
- Since the beginning of the outbreak, **69093** contacts of confirmed cases have been identified, **277** new contacts were identified within the last 24 hours from 13 regions.
- Cumulatively, **64802** contacts have completed their monitoring period, while a total of **9322 (24%)** contacts of confirmed cases have tested positive.
- Today, **1547 (40%)** out of **3824** active contacts monitored.

Table 3: Number of people in mandatory quarantine facilities, 24 February 2021

Region	Newly quarantined 24 Hrs.	Cumulative number	Number discharged	Number in quarantine now
Erongo	0	5158	4933	225
Hardap	3	1399	1374	25
Kavango	6	1113	1091	22
Khomas	16	3240	3205	35
//Kharas	0	4760	4637	123
Kunene	61	2964	2855	109
Ohangwena	6	644	634	10
Omaheke	135	3866	3571	295
Omusati	0	551	544	7
Oshana	0	400	399	1
Oshikoto	88	8518	7399	
Otjozondjupa	25	1383	1365	18
Zambezi	1	1381	1340	41
Total	341	35377	33347	2030

- Since March 2020, **35377** people have been placed into mandatory quarantine facilities around the country.
- A total of **2030** people are currently in quarantine, with **341** new admissions.

PUBLIC HEALTH ACTION(S)

- Mechanisms are underway on how to roll out the vaccine nationwide once it is made available.
- The government and developmental partners continue to prioritise the continuation of essential health services.

CHALLENGES


- Non-adherence to COVID-19 prevention measures by the general public.




RECOMMENDATIONS

- Continue to give awareness on the importance of adhering to COVID -19 prevention measures; with the involvement of the Security Cluster.

APPROVED


 INCIDENT MANAGER
 24 FEBRUARY 2021


 SECRETARIAT

For enquiries, please contact
Namibia Public Health Emergency Operations Centre;
 PHEOC@mhss.gov.na
 0800 100 100
 0851 100 100